LEBANON
Response Plan

# Inter-Sector Coordination Group Meeting

*August 1, 2025*

© UNICEF

LEBANON
Response Plan

# Opening Remarks

*ISCG Co-Chairs*

# Agenda

1. **LRP Updates**
   - Steering Committee
   - Streamlining Coordination
2. **LRP 2026 Planning**
   - Planning Timeline
   - Guidance Package
   - Population Package
3. **Preliminary Funding Update**
4. **Crisis Definition and Scope of Analysis: JIAF and PiN Severity**
5. **Drought Situation**
6. **IDP Monitoring**
7. **AoB**: Update on Funding Gap Analysis Exercise

# Action Points

## *Follow Up*

| Meeting | Action Point | Status |
|---|---|---|
| **4-Jul-2025** | Sector Coordination Teams to submit their Mid-Year Dashboards. Deadline: 23 July 2025.<br>**Pending:** BA, EDU, FSA, HLT, LH, SH. | Ongoing |
| **2-May-25** | Protection sector coordinators to send the Protection Monitoring Reports to all sectors with sector specific findings recommendations for their review. | Ongoing |
| **4-Apr-25** | Inter-Sector Co-Chairs to update the ISCG Annual Workplan and share with ISCG. Deadline: 07 August 2025. | Ongoing |
| **17-Jan-25** | Sectors to submit their LRP 2025 Working Group and Core Group ToRs. PAUSED. | Paused |

LEBANON
Response Plan

# LRP Updates

LEBANON
Response Plan

# LRP Steering Committee

*Stephanie Laba, Inter-Agency Coordination Officer (UNHCR)*

# LRP Steering Committee

## Background:

- The LRP Steering Committee is established to provide strategic guidance and monitor the implementation of the LRP.
- Under the joint chairmanship of Deputy Prime Minister H.E. Dr. Tarek Mitri and UN Resident Coordinator and Humanitarian Coordinator for Lebanon, Mr. Imran Riza, the Lebanon Response Plan (LRP) Steering Committee convened on the 24th of July 2025 at the Grand Serail to endorse the joint framework.

## Members:

- **Chairs**: Prime Minister & UN Resident Coordinator and Humanitarian Coordinator.
- **Government**: Ministers for Social Affairs (Operational Lead), Foreign Affairs, Economy and Trade, Energy and Water, Education and Higher Education, Labor, Interior and Municipalities, Environment, Agriculture, and Public Health.
- **Donors**: Ambassadors to Lebanon (or designates) of the two co-chairs of the Donor Working Group, and the three biggest donors
- **UN Agencies**: Representatives of UN Agencies Sector Leads.
- **I/NNGOs**: Heads of National and International non-governmental organizations (NGOs) Sector Co-Leads.

# LRP Steering Committee

*"One of the greatest strengths of the LRP is that it is co-led by the Government of Lebanon. We reaffirm our commitment to full government leadership in shaping priorities and aligning the response with our national vision[…] In times of crisis, needs do not carry a nationality. We commend the LRP's shift toward an inclusive, needs-based approach that supports all vulnerable communities—Lebanese, Syrians, and others alike."*

**Deputy Prime Minister H.E. Dr. Tarek Mitri**

*"The LRP reflects a collective commitment from the Government, the UN, and partners to deliver inclusive services, strengthen institutions, and contribute to Lebanon's stability, […] For the first time, the LRP includes a dedicated chapter on return—an important step toward principled and coordinated planning around this complex issue."*

**UN Resident and Humanitarian Coordinator, Mr. Imran Riza**

*"With the inclusion of the Return Chapter, we are entering a new phase—one marked by renewed hope and a clear national priority to advance durable solutions for displaced Syrians."*

**Minister of Social Affairs, H.E. Mrs. Haneen Sayed**

🔗 PRESS RELEASE: AR & EN

# LRP Steering Committee

## Presentation

- Lebanon Response Plan 2025 Overview
- Sector Strategies 2025 Overview: People in Need (PiN), Outcomes, Budgets, and Targets
- Lebanon Response Plan Return Chapter
- Lebanon Response Plan 2026 Planning

## Discussion

- National priorities: stability, social protection, and service delivery.
- Health system strain (funding cuts, risk to displaced & host communities).
- Integration of environmental safeguards across all sectors.
- Need for Sustained funding for WaSH, education, livelihoods, and agriculture.
- Coordinated, protection-centered approach to returns.

# LRP Steering Committee

## Outcomes

- The 2025 LRP including the Return Chapter is endorsed by the Steering Committee.
- One-year extension is approved for the LRP beyond 2025.
- The 2026 LRP planning is set to proceed within the presented timeline, beginning in July 2025 to 5 December 2025.

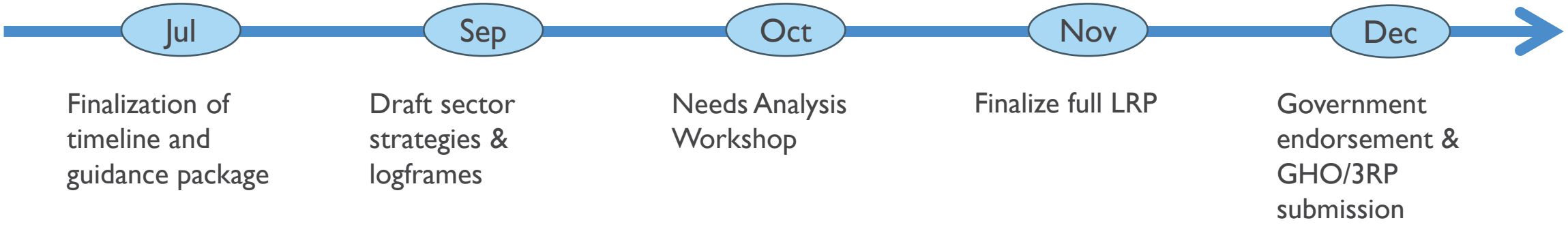

LEBANON
Response Plan

# Streamlining Coordination

*Stephanie Laba, Inter-Agency Coordination Officer (UNHCR)*

# Streamlining Coordination

## Confirmed

- Merger of Basic Assistance (BA) Sector and Cash Working Group (CWG); while NFIs/CRIs to be moved and integrated under Shelter sector.
- Sector coordination to be limited to national-level meetings once per month, with subnational meetings held quarterly or during emergencies.
- Light sector review to be initiated, led by Sector Lead Agencies (UN and NGO).

## Pending

- Finalization of the ToR for Subnational Coordination.
- Final decision on the merger of Health & Nutrition Sectors; and Food Security, Agriculture & Livelihoods Sectors
- Final decision on CP and GBV to be fully integrated into Protection Sector
- Phase-out of the Energy Sector.

# Streamlining Coordination

## *Merging of Basic Assistance Sector & Cash Working Group*

The Basic Assistance Sector and Cash Working Group (CWG) will be merged and upgraded to a fully mandated CWG.

**Responsibilities**:

- Centralizing the design, oversight, and reporting of MPCA under a single group.
- Ensuring inter-sectoral cash coordination and optimizing the cash delivery model, with full authority to optimize the use of cash in Lebanon and across sectors.
- Maintaining a strong focus on MPCA, while allowing sector-specific cash activities to remain within their respective domains, supported technically by the CWG.
- Consolidating cash-related technical expertise and discussions within one expert group.
- Upholding global standards in cash coordination.
- Moving Core Relief Items (CRIs) under the shelter sector.

**Governance**: Line lead ministry: MoSA. UN Lead: UNHCR. NGO co-leads.

**Reporting**: CWG will report directly to the ISCG and the HCT.

**Next Steps**:

- A clear transition timeline, including required actions, will be developed in consultation with MoSA, donors, LHDF, LHIF, and other relevant stakeholders to align expectations for the new cash coordination model and ensure a participatory approach.
- A draft ToR will be finalized by the end of September 2025.

# Streamlining Coordination

*Recommendation for Sectors*

- National sector coordinators to consult with sub-national counterparts and initiate both the handover and consultation processes for future coordination arrangements.

- If there are exceptional cases, sectors which may not be able to transition immediately to maintain national coordination only should advise their lead agencies to communicate decisions, timelines and transition plans to the HC/HCT.

# Streamlining Coordination

## *Sub-National Level*

- What has been the level of engagement with Sectors at subnational level regarding the proposals to transition away from subnational Sector coordination?
- Which agencies have been engaged so far and what feedback has been provided?
- Are there exceptional cases for particular geographic areas, where a sector requires subnational sector coordination?
    - BML
    - Bekaa
    - North
    - South

LEBANON
Response Plan

# LRP 2026 Planning

LEBANON
Response Plan

# Planning Timeline

*Stephanie Laba, Inter-Agency Coordination Officer (UNHCR)*

| Timeline | Planning Process Step | Status | Focal Point |
|---|---|---|---|
| 18 July | JIAF training workshops for sectors to be conducted. | Done | JIAF Focal Points |
| 31 July | Area-Based Sub-National Operational Coordination ToRs to be developed and shared. | Ongoing | ISCG Co-Chairs |
| 31 July | Overall Population Figures to be developed and shared with ISCG Co-Chairs. | Done | AAWG & IMWG |
| August | LRP 2026 Guidance Package to be presented and shared to ISCG & HCT (Planning Timeline, Planning Assumptions, Population Package, Guiding Templates) | We are here | ISCG Co-Chairs |
| 30 Sep | Sectoral PiN and severity estimates to be shared with ISCG Co-Chairs.<br>Sector Strategies & Logframes to be initiated. | | Sector Coordination Teams |
| 7 Oct | LRP 2026 Planning & Needs Analysis Workshop:<br>• Present the results of needs assessment and geographical prioritization (MSNA Lite, VASyR, IPC, 332 Mapping).<br>• Present on PiN and cross-sectoral severity (JIAF).<br>• Provide thematic presentations and discussions on situation and needs analysis. | | ISCG Co-Chairs |
| 21 Oct | Sector Strategies & Logframes to be submitted to the ISCG Co-Chairs. Documents to be updated based on the "LRP Guidance Package" in consultation with partners and core group members. | | Sector Coordination Teams |
| 24 Oct | Sector Strategies & Logframes to be reviewed for redline comments. | | ISCG Co-Chairs & LRP M&E |
| 24 Oct | LRP Introductory Text to be updated and finalized. | | ISCG Co-Chairs |
| 31 Oct | Sector Strategies & Logframes to be finalized after addressing reline comments (including at ministerial level within line ministries) and circulated to partners, with confirmed 'outputs'. | | Sector Coordination Teams |
| 31 Oct | Inter-Sector PiN, Targets, and Total Sector Appeal to be finalized based on the submitted sector strategies. | | IMWG |
| 3-14 Nov | Simplified LRP Partners Expression of Interest to be launched. | | IM & ISCG Co-Chairs |
| 5 Dec | Steering Committee Meeting to be conducted to discuss the framework at the strategic level and endorse the LRP 2026 (co-chaired by PM and RC/HC) | | ISCG Co-Chairs |
| 5 Dec | LRP 2026 to be submitted to the GHO/ 3RP. | | ISCG Co-Chairs |

# Planning Timeline

*Simplified Expression of Interest*

## Key Changes

- **Simplified Expression of Interest:** No partner appeal budgets required.
- **Simplified Capacity Assessment** for new partners (overview and legal registration documents only).
- **No target population figures** to be indicated by partners.

## Maintained Core Requirements

- Partners express interest **by sector, governorate, outcome, and output**.
- Partners must **indicate if they are new** and provide the required documentation.

## Benefits for Sectors

- Sectors can easily identify **partners expressing interest** to work in specific regions and outputs.
- Sectors can **spot new partners** and **verify their background and legal registration**.

# Planning Timeline

*Simplified Expression of Interest*

## LRP Partner

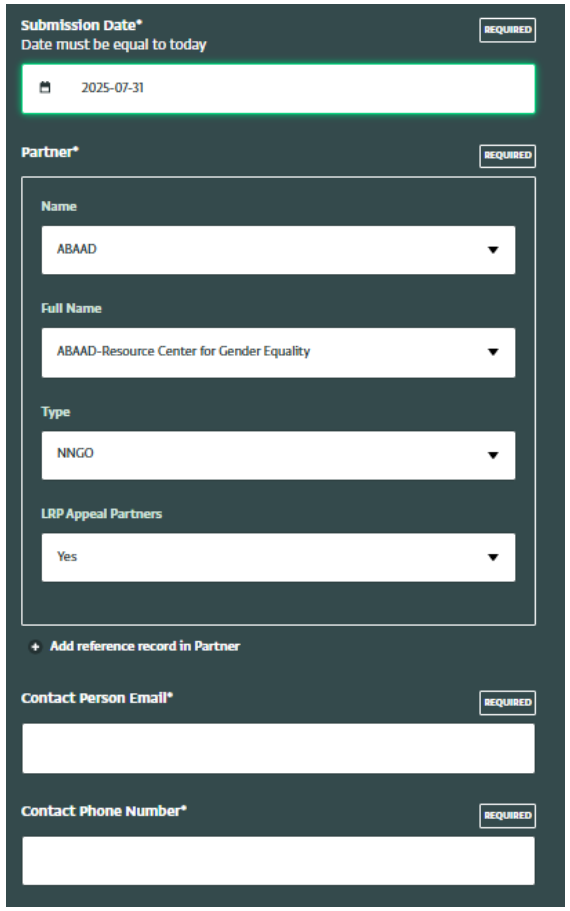


## Non or New LRP Partner

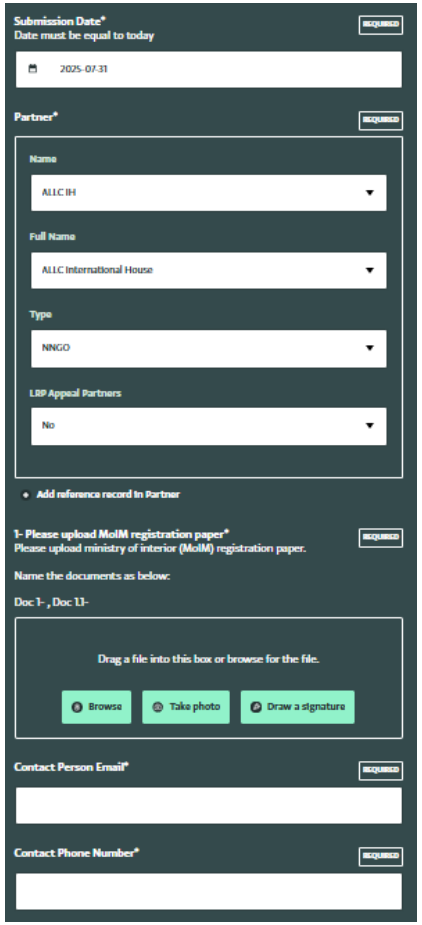


Only ministry of interior (MoIM) registration paper is required

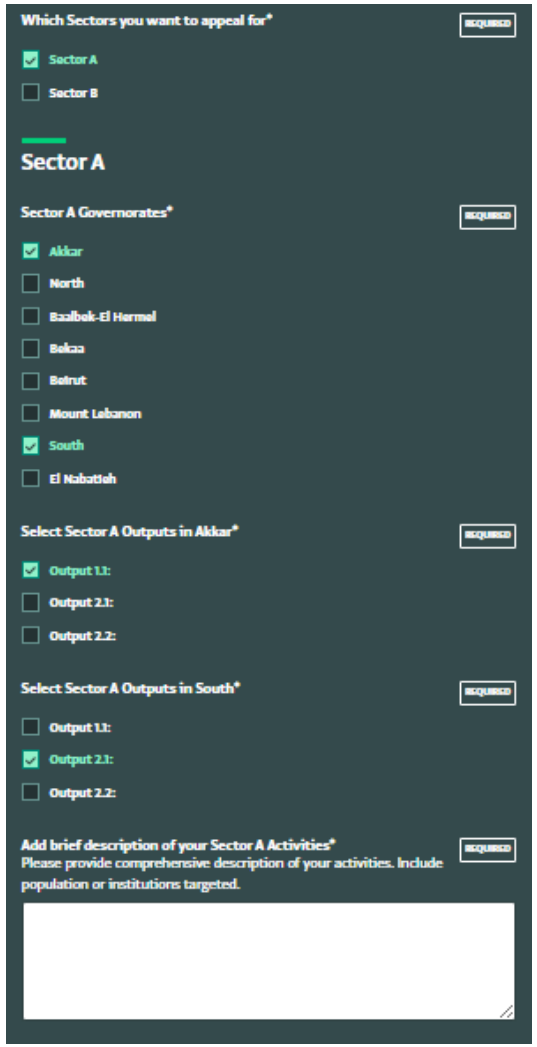


Select Governorates coverage by sector activities

Select Outputs per Governorate

Brief description of your Sector Activities

LEBANON
Response Plan

# LRP 2026 Guidance Package

*Stephanie Laba, Inter-Agency Coordination Officer (UNHCR)*

# LRP 2026 Planning Overview

- **Ongoing commitment to a unified response framework** co-led by the Government of Lebanon and the United Nations, supporting crisis-affected populations across the country.
- The LRP will continue to integrate **both humanitarian and stabilization components**, aligned with long-term sustainability objectives.
- A highly **prioritized appeal** and response plan that addresses the most urgent and strategic needs.
- Inclusive of **all vulnerable groups** in Lebanon.
- Features a stand-alone chapter on **return**, building on the 2025 LRP Return Chapter.
- **The planning process has been streamlined** for efficiency—starting in July and targeting full endorsement by December 2025.

# LRP 2026 Planning & Operational Assumptions

**Integrated, Protection-Centred Approach**: Addresses intersecting crises: ceasefire fragility, regional spillover, deepening vulnerabilities, protracted internal displacement, and return, through a flexible, multi-sectoral, and protection-first lens.

**Inclusive Targeting**: Responds to the needs of vulnerable Lebanese, displaced Syrians (including new arrivals), Palestine Refugees in Lebanon (PRL), Palestinian Refugees from Syria (PRS), migrants, and those internally displaced by recent hostilities. *New population package being prepared.*

**Context-Driven Planning**: Informed by funding realities and reduced partner capacities, guiding both response focus and the evolving coordination structure.

**Transition to Stabilization**: Reinforces national systems, integrates environmental safeguards and conflict sensitivity, and promotes a shift toward recovery and resilience.

**Streamlined Coordination**: In line with the humanitarian reset, leaner sector architecture, simplified strategies and indicators, and centralized/subnational coordination mechanisms.

**Localization and National Ownership**: Strengthened leadership from MoSA, line ministries, local NGOs, and governorate-level actors supported by a structured transition to nationally led coordination.

**Evidence-Based Targeting**: Guided by analysis, district-level population planning, and multisectoral assessments to reflect displacement, return, and vulnerability trends.

**Compulsory Cross-Cutting Priorities**: Mainstreaming of protection, AAP, PSEA, gender, GBV risk mitigation, conflict sensitivity, and environmental considerations across all sectors.

**Alignment with Regional Frameworks**: Maintains strategic coherence with the Regional Refugee and Resilience Plan (3RP).

# LRP 2026 Guidance Package

## Documents:

- **Planning Guidance Note**
- Template LRP Sector Strategy
- Template LRP Sector Logframe
- Writing Guidance Sector Strategy
- Population Package
- Costing Methodology, Budgeting and Appeal Guidelines
- Gender Mainstreaming Guidance
- Protection Mainstreaming Guidance
- Conflict Sensitivity Mainstreaming Guidance
- Environment Mainstreaming Guidance

## Notes:

- 2026 Planning will be supported by the Inter-Sector Co-Chairs (UNHCR, UNDP, OCHA) under the operational leadership of the LRP General Supervisor from MoSA.
- The drafting process should remain inclusive of all key stakeholders, including the Government of Lebanon, UN agencies, NGOs, and donors.
- Draft strategies will be reviewed by the Inter-Sector Co-Chairs for red-line comments before finalization by sector coordination teams and presentation to the LRP Steering Committee in December 2025.

LEBANON
Response Plan

# LRP 2026 Population Package

*Bernardette Dabbak, Information Management Officer (UNOCHA)*
*Maroun Sader, Assistant Information Management Officer (UNHCR)*

# LRP 2026 Population Package

**Source for Lebanese:**
Based on 2024 Labour Force and Household Living Conditions Survey (LFHLCS) 2018–2019 (CAS, ILO) and updated based on the latest IOM/DTM Round 87, As of 31 May 2025.

**Source for Palestinians:**
**PRS data:** UNRWA 2025 Digital Individual Verification Data
**PRL data:** UNRWA annual average service delivery reports (all services)

**Source for Syrians:**
LRP Estimate of **1.12** million Displaced Syrians. UNHCR Registration and Assistance Databases. The updated number of Syrians in Lebanon reflects a change based on four factors:
(1) Individuals who have been inactivated from UNHCR's registration records due to verified or presumed spontaneous/unassisted return in 2025.
(2) Those who returned in 2025 through UNHCR's facilitated return programme.
(3) Those expected to return and inactivated by mid-2026.
(4) New arrivals who entered Lebanon after December 2024 + 10% buffer.

**Source for Migrants:**
IOM Migrant Presence Monitoring (MPM) Baseline Assessment Round 5 (Preliminary findings)

| | 2025 LRP Planning figures | | | | | | |
|---|---|---|---|---|---|---|---|
| Governorate | TOTAL LEBANESE (2025) | TOTAL PALESTINIANS (2025) | Palestinian Refugees in Lebanon (PRL) (2025) | Palestinian Refugees from Syria (PRS) (2025) | TOTAL SYRIANS (2025) | Migrants (2025) | TOTAL POPULATION (2025) |
| Akkar | 300,872 | 27,212 | 25,799 | 1,413 | 152,640 | 1,159 | 481,883 |
| Baalbek-El Hermel | 218,527 | 4,033 | 2,788 | 1,245 | 192,072 | 2,477 | 417,109 |
| Beirut | 259,874 | 6,826 | 6,356 | 470 | 44,765 | 40,560 | 352,025 |
| Bekaa | 241,578 | 8,874 | 6,024 | 2,850 | 323,651 | 6,195 | 580,298 |
| Mount Lebanon | 1,621,503 | 39,376 | 34,059 | 5,317 | 419,065 | 109,078 | 2,189,022 |
| Nabatieh | 254,236 | 2,588 | 2,178 | 410 | 58,016 | 1,210 | 316,050 |
| North | 547,292 | 20,450 | 18,276 | 2,174 | 204,976 | 7,318 | 780,036 |
| South | 420,414 | 113,667 | 104,520 | 9,147 | 104,815 | 7,949 | 646,845 |
| TOTAL | 3,864,296 | 223,026 | 200,000 | 23,026 | 1,500,000 | 175,947 | 5,763,269 |

| | 2026 LRP Planning figures | | | | | | | | | |
|---|---|---|---|---|---|---|---|---|---|---|
| Governorate | TOTAL LEBANESE (2026) | TOTAL PALESTINIANS (2026) | Palestinian Refugees in Lebanon (PRL) (2026) | Palestinian Refugees from Syria (PRS) (2026) | TOTAL SYRIANS (2026) | Migrants (2026) Preliminary findings | TOTAL POPULATION (2026) | TOTAL IDPs (as of 31 May 2025) | TOTAL People who moved from place of displacement (as of 31 May 2025) | % Change of Population |
| Akkar | 296,722 | 27,116 | 25,733 | 1,383 | 159,782 | 1,145 | 484,765 | 212 | - | 1% |
| Baalbek-El Hermel | 220,695 | 4,329 | 3,078 | 1,251 | 185,902 | 2,738 | 413,664 | 2,619 | 164,735 | -1% |
| Beirut | 237,027 | 7,171 | 6,652 | 519 | 32,892 | 25,920 | 303,010 | 2,454 | - | -14% |
| Bekaa | 238,604 | 10,495 | 7,519 | 2,976 | 192,649 | 5,591 | 447,339 | 136 | 26,960 | -23% |
| Mount Lebanon | 1,573,998 | 3,061 | 2,657 | 404 | 309,374 | 104,313 | 1,990,746 | 16,858 | 47,350 | -9% |
| Nabatieh | 314,750 | 41,047 | 35,750 | 5,297 | 37,912 | 5,699 | 399,408 | 28,144 | 367,034 | 26% |
| North | 540,792 | 20,881 | 18,503 | 2,378 | 126,799 | 6,899 | 695,371 | 30 | - | -11% |
| South | 441,708 | 110,691 | 101,244 | 9,447 | 74,690 | 11,792 | 638,881 | 32,179 | 375,411 | -1% |
| TOTAL | 3,864,296 | 224,791 | 201,136 | 23,655 | 1,120,000 | 164,097 | 5,373,184 | 82,632 | 981,490 | |

# Preliminary Funding Update

*Raffi Kouzoujian, Information Management Officer (UNHCR)*

# Preliminary Mid-Year Funding Update

*Overview – as of 27 July 2025*

**68** Partners Reported
**46** Different Donors

**Available Funds*:**
752.60 M of the 2.87 B Appeal

- Received: 453.67 M
- Carry-over: 298.92 M

LRP Funding 2025 update

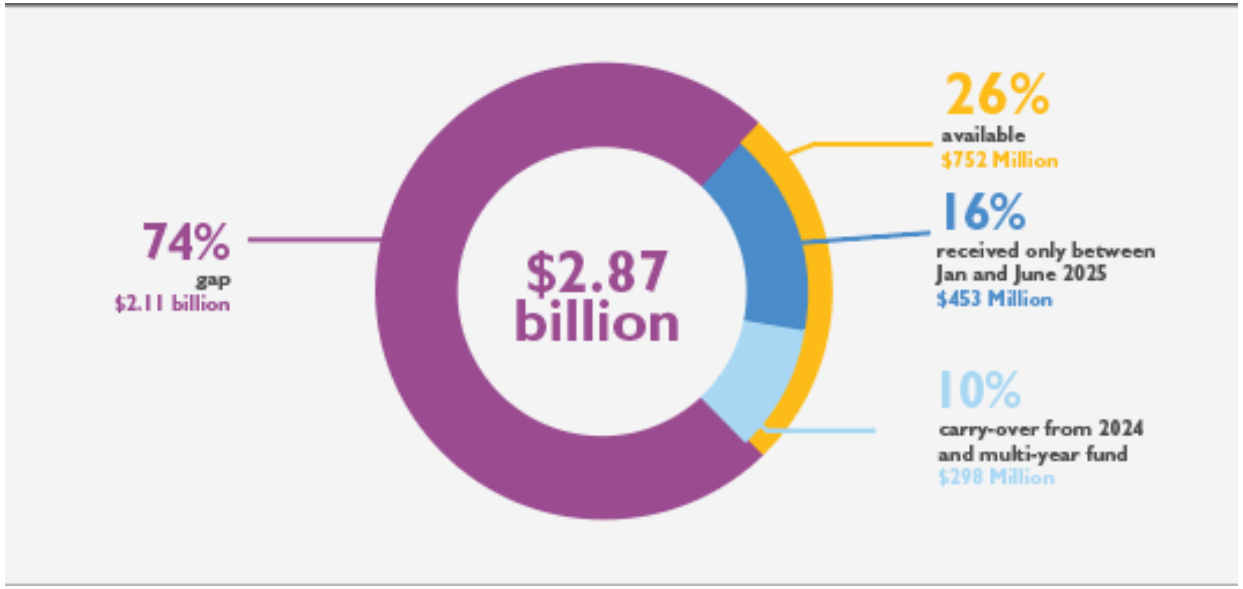


**82.4 M increase from the same period in 2024.*

# Preliminary Mid-Year Funding Update

*Funding Received and Allocated by Sector – as of 27 July 2025*

Protection (57%), Social Stability(48%), and GBV (38%) are the highest funded sectors compared to the appeal.
Basic Assistance(11%), Food Security & Agriculture (18%), and Livelihoods (19%) are the lowest funded sectors compared to the appeal.

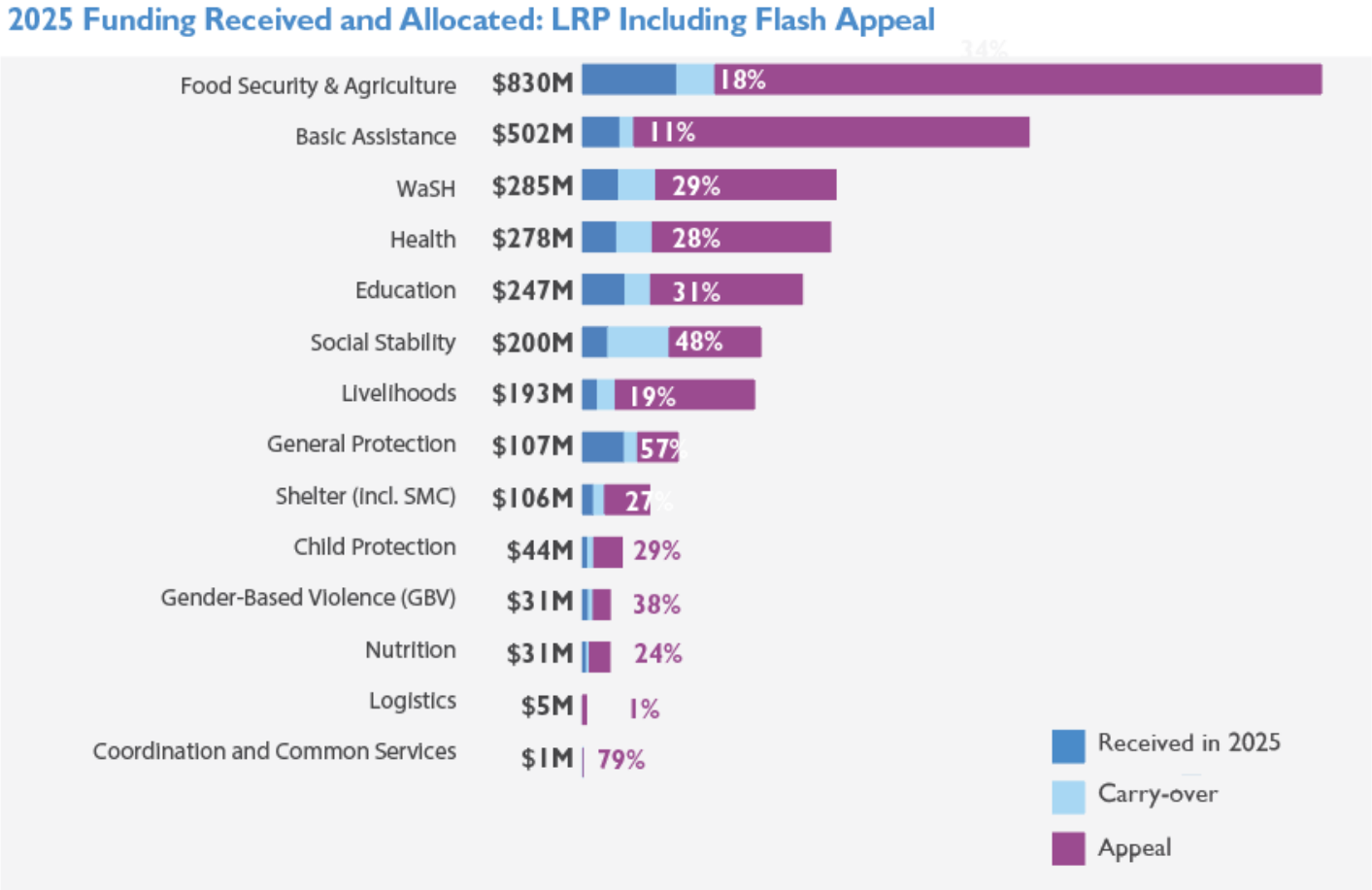

# Preliminary Mid-Year Funding Update

*Funding Received and Allocated by Sector – as of 27 July 2025*

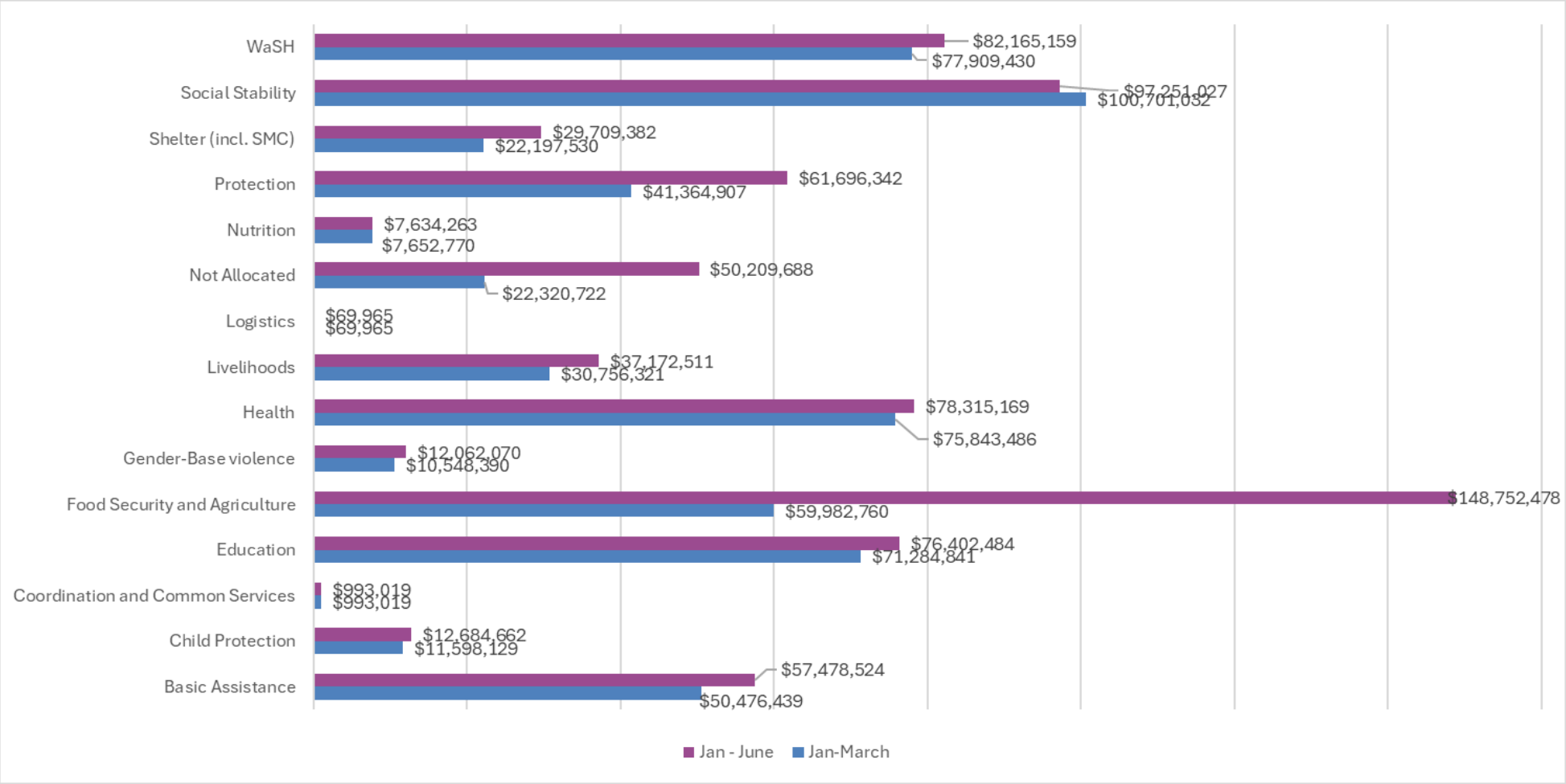

LEBANON
Response Plan

# Crisis Definition and Scope of Analysis: JIAF and PiN Severity

*Eyram Dzitrie, Humanitarian Affairs Officer (OCHA)*

# Context, Shocks and Scope of Analysis: (JIAF Module 1)

*How does JIAF Work?*

## Provides an Analysis Framework

Helps structure, analyze and synthesize information to determine the humanitarian needs of people affected and determine the key characteristics of the crisis.

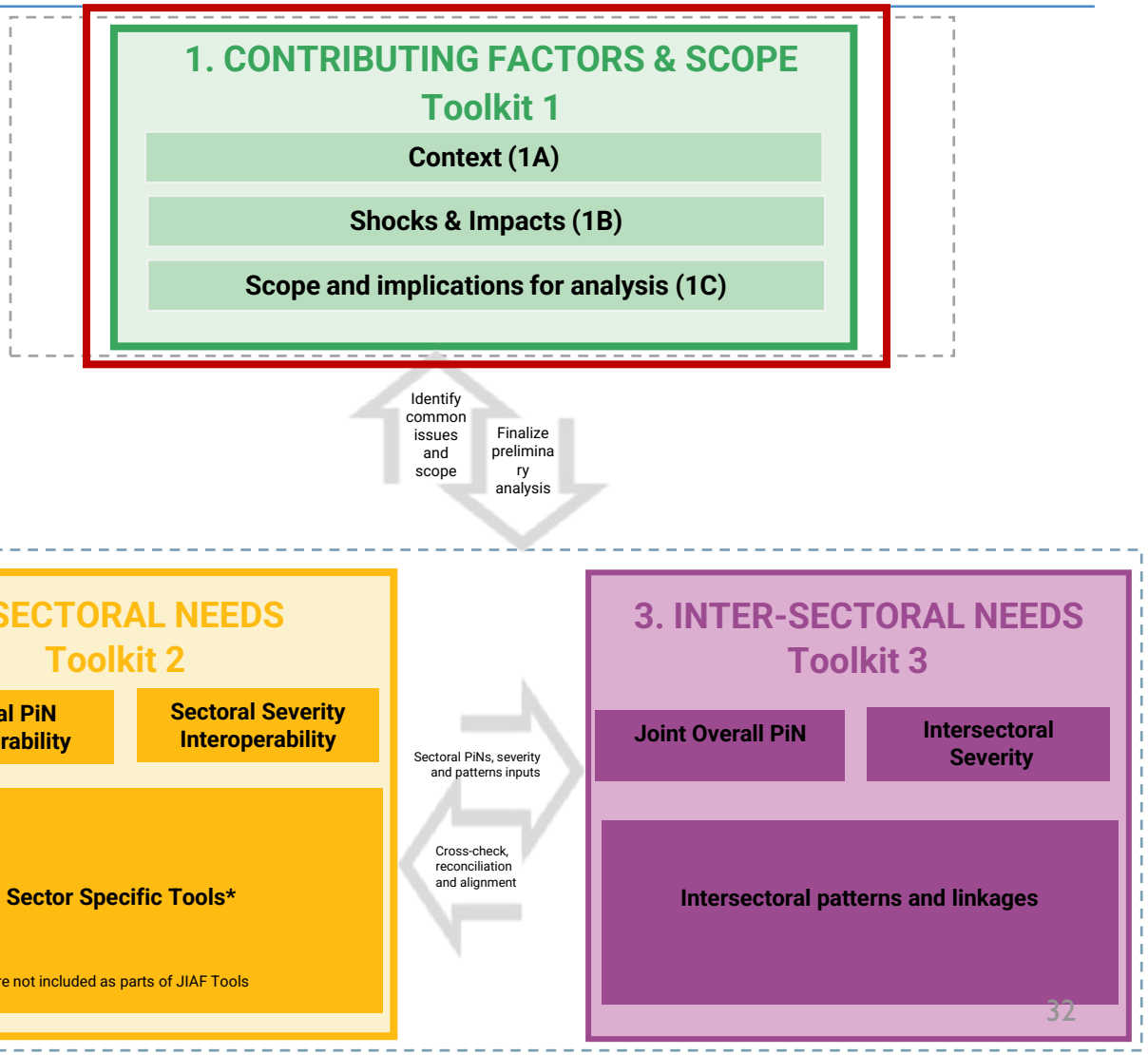

# Context, Shocks and Scope of Analysis: (JIAF Module 1)

*Defining the Crisis: Shocks and Impact*

**What do we mean by shock?**

An **event** impacting people and systems, **disrupting** lives and livelihoods, resulting in human suffering and requiring urgent humanitarian response, eg:

- Natural hazards, climate-induced shocks (earthquakes, hurricanes, floods, droughts, volcanic eruptions..)
- Conflict and violence
- Health shocks (disease outbreaks..)
- Economic shocks (sudden economic crisis, hyperinflation..)
- Other disasters (oil spills, pests affecting crops..)

**What do we mean by impact?**

Negative **consequences** and **impacts** of a disaster (shock) on people and systems who are vulnerable to them (context), eg:

- Displacement
- Damage or destruction of buildings and infrastructure,
- Food insecurity
- Disruption of basic services

# Context (JIAF 1A)

## *Lebanon: Context and Contributory Factors*

The **environment** in which we operate and **factors** that **directly contribute** to and **influence** humanitarian outcomes:

Socio-demographic:
- Population cohorts
- urban/rural
- % Female-headed households, etc

Economic situation, livelihoods and protection risks:
- Economic decline
- Food insecurity
- Global aid funding freeze
- Under-resourced public service provision
- Weak safeguarding systems, stigma around reporting and abuse, and risk of SEA

Political and Security situation:
- Formation of new government
- Regional instability, tensions and new spillovers
- Localized flare ups, internal security situation and social tensions
- Political developments around return process for Displaced Syrians

# Risk Assessment

| LIKELIHOOD | 1. Negligible | 2. Minor | 3. Moderate | 4. Stress | 5. Critical |
|---|---|---|---|---|---|
| 5. Very likely | | | | Controlled conflict<br>Drought | |
| 4. Likely | | | New Arrivals from Syria | Forest fire | |
| 3. Moderately Likely | | | Localized flare Up | | Disease Outbreak |
| 2. Unlikely | | | | Storms | Economic collapse |
| 1. Very Unlikely | | | | | |

IMPACT

# Shocks (JIAF 1B)

## *Lebanon: Shocks and Impact*

| Shock | Locations | Est. population exposed | Description of shock | Impact on systems | Impact on humanitarian access |
|---|---|---|---|---|---|
| **Conflict** | South, Nabatieh, Baalbeck-El Hermel, Bekaa, BML (Southern Suburbs) | As of 31 May 2025, 82,632 remaining IDPs and 981,490 returning IDPs. | Ongoing violations and attacks in Lebanon that continue to disrupt communities, particularly in Southern Lebanon. The severity of incidents including airstrikes targeting specific areas would lead to an increase in injuries and fatalities. | Displacement, loss of lives, disruption of livelihoods and contributing to food insecurity (destruction of agricultural land and supply chains), destruction of infrastructure, protection risks. | Movement restrictions and security risks due to continuing presence of the Israeli Army in areas in the South and access to some towns remaining blocked. |
| **Spillover from Syria** | Akkar, Bekaa, Baalbeck-El Hermel, Mount Lebanon | 1.12 M displaced Syrians – figures adapted to reflect returns. | The crisis in Syria in 2011 led to protracted displacement into Lebanon, making it the country that hosts the highest number of displaced persons per capita. | Pressure on already vulnerable host communities, and services overstretched leading to gaps. | Bureaucratic barriers and security risks. Also risk of social tensions between host communities and new arrivals. |
| | Particularly Akkar, North, Baalbeck-El Hermel | New Arrivals (Planning figure to be included in the LRP Population package) | Hostilities in Syria since the change in Government took place in December 2024 have triggered waves of new arrivals into Lebanon. Cross-border displacements from coastal regions in Syria and rural areas in Homs, Aleppo and Rural Damascus have occurred through both unofficial and official crossings. | | |
| **Drought / Water Scarcity (tentative)** | The entire national population (5.67 million) is affected to varying degrees by rationing, water pricing, and contamination risks. | | Lebanon is experiencing historically low rainfall levels (reportedly dropping by 50% compared to the annual average) | Adverse impact on agriculture, access to clean water, health, and livelihoods. | This is likely to exacerbate existing social tensions as people compete to find alternatives |

# Scope of Analysis (JIAF 1C)

## *Lebanon: Scope of Analysis*

### Population Groups in Need

| Population Group | Proposed unit of analysis |
|---|---|
| **Lebanese (including vulnerable groups, IDPs and returnees)** | District |
| **Displaced Syrians (including New Arrivals)** | District |
| **Palestine Refugees (PRL and PRS)** | Camps and surrounding gatherings |
| **Migrants** | Governorate or combined Governorate |

### Geographic Areas of Concern

- South & Nabatieh: Displacement, destruction of homes and public infrastructure including health and water facilities, disrupted access to services.
- Baalbeck-El Hermel & Bekaa: High concentration of refugees including new arrivals, livelihood loss, shelter degradation, destruction of homes and public infrastructure including health and water facilities.
- Akkar & North: Border insecurity, new arrivals, poor infrastructure, economic vulnerability and high unemployment.
- Beirut Southern Suburbs: Overcrowding, poverty pockets, destruction resulting from ongoing airstrikes, Protection/GBV risks.
- Palestine Refugee Camps: Overburdened services, protection risks, deteriorating infrastructure and risk of armed clashes in Palestinian refugee camps.

# Guiding Questions to Discuss and Agree on the Scope

## *Scope of Analysis*

- Will the analysis cover the whole country or parts of it? Yes, the analysis will cover the whole country, taking into account new data on areas affected by the escalation. It will rely on all relevant data sources (sectoral and multisectoral, primary and secondary, quantitative and qualitative) which will aim to complement each other and ensure a holistic understanding of needs in Lebanon.
- How will the analysis be broken down and disaggregated ('unit of analysis')? (a) By population cohort (Lebanese, Displaced Syrians, Palestine Refugees and Migrants); and (b) by district/governorate where applicable.
- Will different regions and population groups need to be assessed and analyzed differently? Regions, no. Population groups, yes (through VASyR, MSNA, etc.)
- What constitutes need in the context of the response? The LRP has typically focused on humanitarian and stabilization needs (but to be decided whether needs/response should cover (a) only humanitarian (b) hum. + stabil, or (c) hum. + stabil + recovery "short-term" elements)
- What are the implications for data collection? Sectors are to use all relevant data sources on needs, including any available information on New Arrivals and Palestine Refugees outside camps and districts not covered by the MSNA
    - Recall collective agreement that for 2025, a 'geographically targeted' MSNA will be conducted - 12 of 26 districts and prioritizes conflict impacted areas (South, Nabatieh, Baalbek Hermel and Dahiye)
    - IDP data is from the 31 May DTM snapshot, pending any new updated figures.

LEBANON
Response Plan

# Drought Situation

*Jakub Pajak, WaSH Sector Coordinator (UNICEF)*
*Hussein Younes, WaSH Sector Co-Coordinator (WVI)*
*Abdul Halim Zaazaa, Conflict Analysis and Mainstreaming Officer (UNDP)*

# Drought Situation

# Drought Situation

بالمعدّل، الشخص بياخد بين ١٥ و ٢٥ قرار
بالنهار بيتعلّق بإستعمال المَيّ

# Drought Situation: Preparedness & Response

*Introduction: Drought - a prolonged period of abnormally dry weather, leading to a serious hydrological imbalance and water scarcity*

Lebanon is experiencing its worst drought on record, with **rainfall levels dropping by over 50% across many regions** and reduced snow accumulation and earlier melt impacting water resources.

**Groundwater sources are depleting**, and **critical reservoirs have reached alarmingly low levels**.

A view shows the Mseilha Dam in Batroun, Lebanon, July 10, 2025.

# Drought Situation: Preparedness & Response

## *Geographical Vulnerability*

Lebanon's water emergency is widespread, but several regions are at particularly high risk:

- Bekaa: 25% of wells have dried up.
- Zahle: Rainfall has fallen by 60%.
- Tripoli and North Lebanon: A 37% decline in rainfall
- South Lebanon and Nabatieh: Severe well depletion is compounded by damage to networks from recent conflict.

# Drought Situation: Preparedness & Response

## *Geographical Vulnerability*

### Examples of Reservoir and Spring Decline (2024–2025):

| Name of Site | 2024 (in cubic meter) | 2025 (in cubic meter) | Note |
|---|---|---|---|
| Jeita Spring | 90,000 | 40,000 | daily production |
| Al Asal Spring | 25,000 | 10,000 | daily production |
| Barouk | 20,000 | 5,000 | daily production |
| Baklei بحيرة بقليع | 408,000 | 225,000 | quantity reserved |
| Kaismani Dam | 1,000,000 | 150,000 | quantity reserved |
| Qaroun Lake | 220,000,000 | 60,000,000 | quantity reserved |

### Case Highlight: Lake Qaraoun

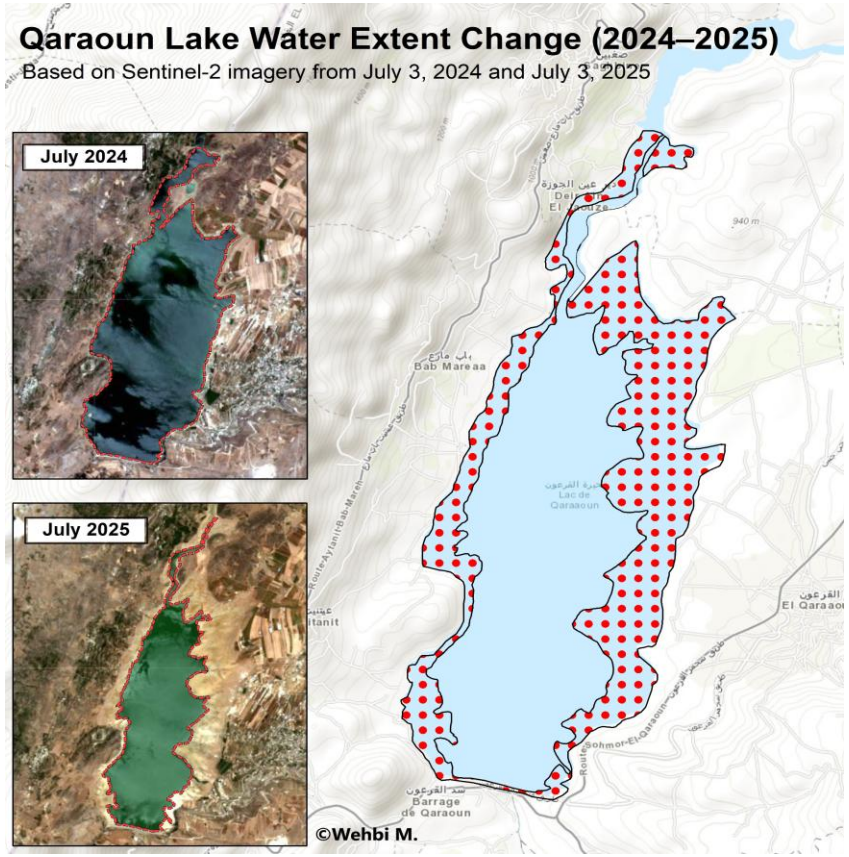


This dramatic decline has crippled Lake Qaraoun's ability to provide water for agriculture, hydropower generation, and domestic supply.

# Drought Situation: Preparedness & Response

## *Drought Vulnerability Map*

Lebanon's drought vulnerability map was developed through geospatial analysis using a Composite Drought Vulnerability Index (DVI) and a Spatial Multi-Criteria Analysis framework. The index incorporates indicators such as:

- Groundwater quality vulnerability
- Hydrogeological resilience
- Land use and population pressure
- Climatic water stress

These layers were integrated using GIS and remote sensing tools to assess exposure, sensitivity, and adaptive capacity across the country.

While the map identifies **274 cadasters** as highly or very highly vulnerable, ***this does not imply that other areas are safe***.

The map is subject to limitations, including potential use of old data, uniform weighting of variables, and lack of recent updates or local contextualization.

# Drought Situation: Preparedness & Response

## *Drought Vulnerability Map*

Map Link

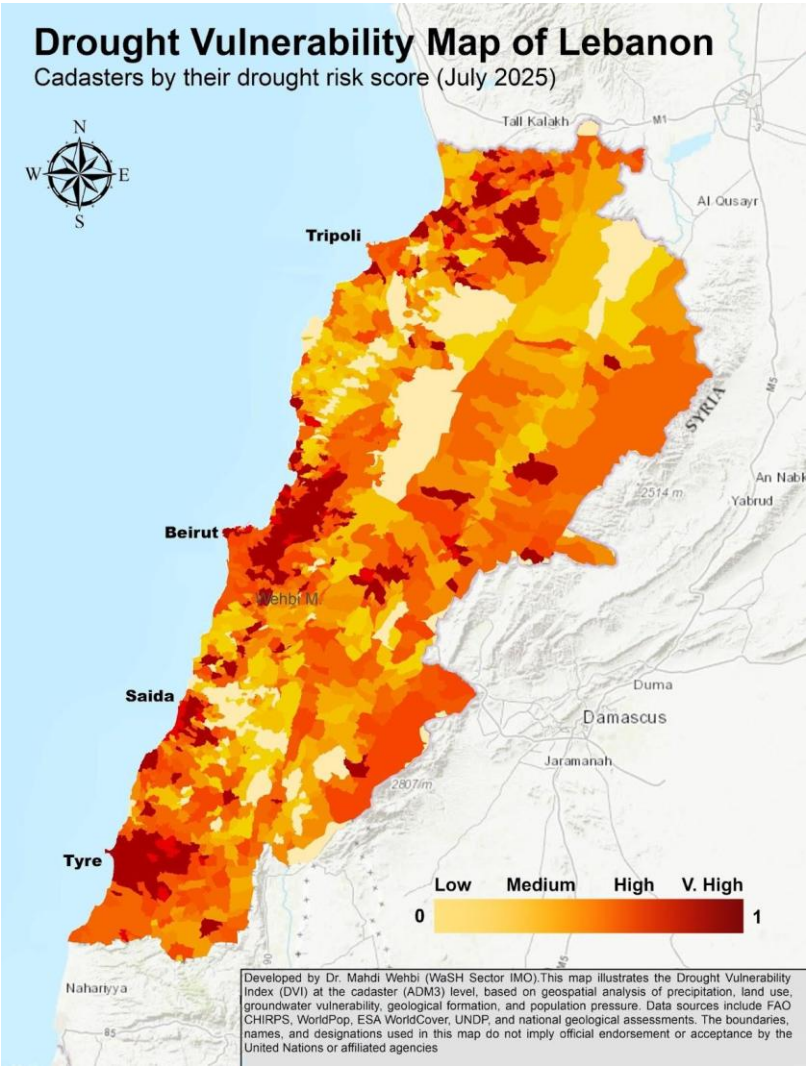

# Drought Situation: Preparedness & Response

*Impact on People*

The drought's impact is already devastating:

- **1.85 million** people live in areas highly vulnerable to drought.
- **More than 44%** of the population depends on expensive and often unsafe water trucking services, with this **percentage expected to increase**.
- **Water prices expected to increase,** mainly from private trucks in the coming months.
- **Water insufficiency** remains a significant concern for many households across all population groups.
- Public water systems are failing due to **depleted aquifers**, damaged infrastructure, and power cuts.

# Drought Situation: Preparedness & Response

*Cross Sectoral Impact*

**Health Sector:** The **health risks** are rising, especially in overcrowded settlements with poor sanitation and hygiene, making it difficult to maintain, which might make the people resort also to unsafe water sources, threatening a **new outbreak** of waterborne diseases.

**Food Security and Agriculture:** The drought is also causing **crop production difficulties**, resorting to early irrigation and depleting scarce water supplies. This **threatens food security** and increases reliance on costly imports.

**Tension:** As water becomes a contested resource, **tensions are escalating**, increasing the risk of local instability.

*Wildfire risk is intensifying due to prolonged dry conditions, while essential services such as* ***schools, health centers, and public facilities are facing disruption****.*

# Drought Situation: Preparedness & Response

*Key Response Activities*

The Regional Water Establishments have developed a coordinated response to Lebanon's 2025 drought crisis.

However, **limited operational capacity, outdated infrastructure, fuel dependency, and funding shortfalls** are preventing full implementation. The response includes both:

- **life-saving emergency measures**
- **long-term development priorities**

**Response Budget to be shared.**

# Drought Situation: Preparedness & Response

*Life-Saving Emergency Measures*

## Humanitarian Emergency Response

Urgent, life-saving interventions focused on stabilizing access to water and protecting public health in highly affected areas:

- **Emergency water trucking (public water point)**
- **Installation of public drinking water points**.
- **Installation of Float Valves** at Household level.
- **Rehabilitation of non-operational wells**.
- **Installation of solar-powered pumping systems** mainly in non-operational wells.
- **Provision of diesel and backup generators** to sustain operations at key pumping stations.
- **Rapid leak repairs**.
- **Awareness campaigns** on water conservation, hygiene, and safe water use, particularly in vulnerable areas.
- **Grievance and complaint mechanism**, activate call centers.

# Drought Situation: Preparedness & Response

*Long-Term Development Priorities*

## Development and Resilience Building

Medium- and long-term investments to strengthen Lebanon's water sector, reduce vulnerability to climate shocks, and improve institutional performance:

- **Implementation of SCADA systems** for real-time monitoring, leak detection, and system control.
- **Network pressure regulation** and **smart metering expansion** to reduce losses and optimize distribution.
- **Upgrading of aging pumping stations** and expansion of pumping capacity.
- **Improvement of billing systems** through metering high-consumption sites and expanding subscriber coverage.
- **Development of local water management plans**, focused on equitable distribution, demand reduction, and performance monitoring.
- **Institutional strengthening and governance improvements**, including enforcement of water regulations and coordination across the four Regional Water Establishments.
- **Removal of illegal connections** in high-priority networks.

# Drought Situation: Preparedness & Response

## *Way Forward*

- **Launch of Advocacy Paper -** WaSH Specific
- **Monitoring of Actual Well Depletion in the Field**
  Regular assessment and reporting on well water levels.
- **Information Gathering and Map Updates**
  Ongoing collection of field data to update DVI map.
- **Monitoring of Water Market Prices**
  Conducted monthly to track fluctuations and trends.
- **Development of Health and Tension Risk Maps**
  Risk maps to be created as annexes for strategic planning.
- **Multi-Sectoral Joint Efforts -** Discussion and coordination among relevant sectors
- **Monitoring of Tension Incidents**
  Focused tracking of water-related tensions and conflicts.

***A general view of the drought-stricken Lake Qaraoun.***

# Tensions & Water

## Social Tensions Triggered by Water Services and Drought Onset - 2025

### Water Tensions Landscape

- Water service delivery is undermined by the conflict (2024) and ongoing violations (e.g. delayed recovery, targeted attacks on water infrastructure and rehabilitation efforts)
- Internal displacement intensified pressure on fragile water sources and service provision
- Water supply is strained by drought onset (Summer 2025) and electricity cuts

### Water Tensions Perceptions

- **Dissatisfaction with the quality of water services is on the rise**
  - 60% described the quality of water services in their area as poor or very poor, up from 46% in March 2025.
- **High worries about access to safe drinking water**
  - 62% reported worrying about access to safe drinking water, up from 59% in March 2025.
- **Household water experience undermined by insufficient quantity**
  - Increase in reported insufficient volumes of water received at household level (from 47% to 51%).
- **Water services cited as the main service driving tensions**, 24% up from 10% in September 2024.

# Tensions & Water

## Water Tensions Hotspot Mapping - 2025

**13** (out of 26) **districts identified as hotspots in 2025**

--- half of the country is classified a water tensions hotspot

**Tensions expected to further peak in August and September due to drought risk and depleting reserves**

- Communal tensions manifesting in regular incidents around water shortage and outage
- Clashes and disputes over water availability and usage
- Violent altercations surrounding water resources (e.g. Dispute over a borehole in Baalbek led to 2 fatalities and 1 injury in July)
- Vertical tensions with local authorities and water establishments over decreased water supply for household consumption and irrigation (e.g. Tripoli)

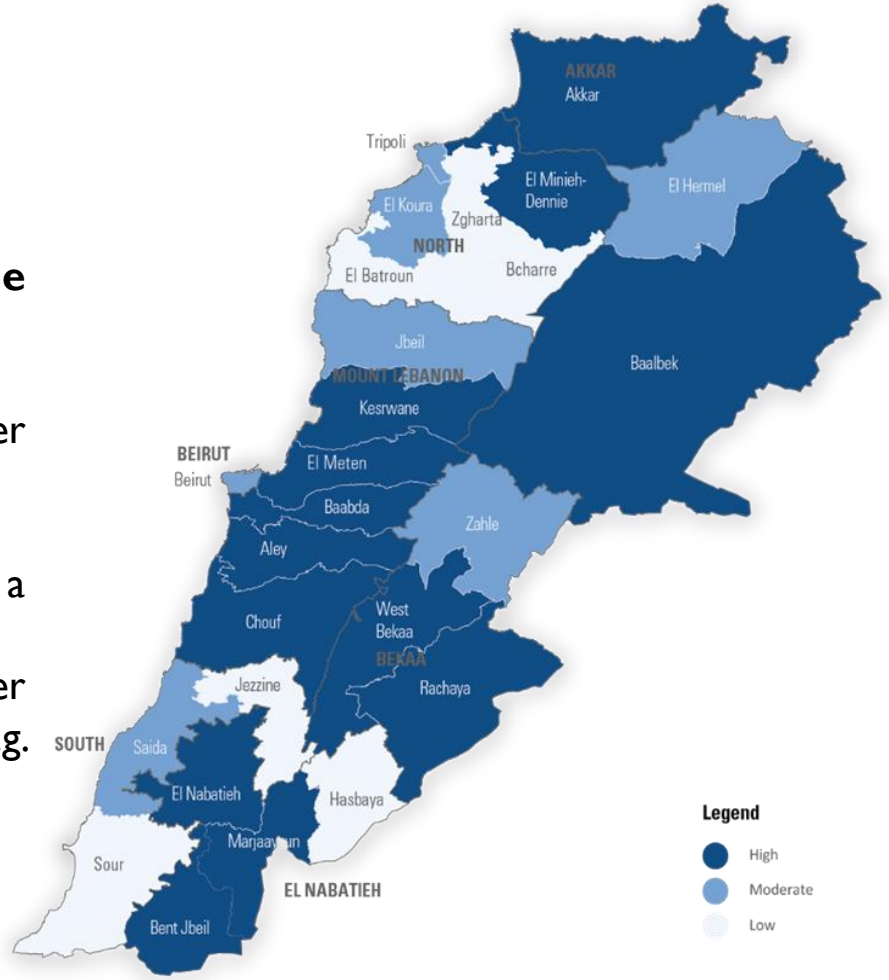

LEBANON
Response Plan

# IDP Monitoring

*Sophie Etzold, Protection and GBV Coordinator (UNHCR)*

# IDP Monitoring

*Protection Monitoring Fundings from IDP Monitoring Jan-June 2025*

- **Protection Mainstreaming through systematic compilation of Protection Risks through Protection Analysis and Monitoring Task Force** – analysis of risks across sectors
  - Previously for IDPs/ returning IDPs as of Q3 cross-population
  - **Protection monitoring reports** January and June 2025: LINK to compilation
  - **Developed protection monitoring risk matrix**: LINK here including sector specific recommendations compiled through the monitoring TF

- **Role of Protection Sector/ Core group**
  - Focal points from Protection Core Group and sectors present findings and disseminated relevant protection analysis to sectors (quarterly) and support the relevant sector

- **Role and responsibility of sectors/ coordinators**
  - **Review**/ amend/ endorse recommendations
    - Fill the matrix and set a date with the focal point through this link
  - **Discuss/ develop risk mitigation** and response mechanisms and
  - **Monitor progress** on quarterly basis through risk matrix

# Focal Points for Protection Mainstreaming by Sector

*Preliminary List*

| Sector | Coordinators/ responsible FP | Responsible Agency from CG | Contact of FP | Presentation: date and status |
|---|---|---|---|---|
| **Basic Assistance** | Sonia Ben Salem ACF<br>Elias Zaidan (MOSA)<br>Sarah Osman (UNHCR) | DRC | Molly Lambert:<br>Molly.lambert@drc.ngo | |
| **Education** | Talin Sahakian (UNICEF)<br>Alaa Hmaid (SCI) | UNICEF | TBC CP Sub-sector coordinator | |
| **Food Security** | Mohie Al Wahsh | OHCHR | TBC | |
| **Health services** | Dr. Shajib Hossain (WHO)<br><br>Maher El Tawil, Health sector co-coordinator (MoPH) | Amel | Daniella Kahlil:<br>coordination@amel.org | |
| **Livelihood and Early Recovery** | Ali El Ghandour | Basmeh and Zeitouneh | Zakia Kahhoul:<br>protection@basmeh-zeitooneh.org | |
| **Shelter Sector** | Nadine AlNajjar (MOSA) | UNHCR | Sophie Etzold<br>Etzold@unhcr.org | |
| **Social Stability** | Mohammed Al Sayah | OHCHR TBC | TBC | |

# IDP Monitoring

## *Some Key Sectoral Risks identified*

| Sector | Protection Risk Identified | Key Recommendation |
|---|---|---|
| **Basic Assistance** | Increased resorting to harmful coping due to lack of financial resources of IDPs | • Continue multipurpose cash assistance programs for IDPs and returning IDPs and ensure that **prioritization of cash assistance addresses the most vulnerable IDPs and returning IDPs** |
| **Education** | Inability of IDPs to pay for transportation, stationary, tuition, leading to drop out of girls | • Enhance coordination with relevant sectors including BA/ Protection (CP) actors to refer vulnerable children **for support to MPCA or PRT case management + cash** |
| **Food Security** | | • Support community-based initiatives that create self-reliance and resilience among the community and IDPs. |
| **Health** | Limited access and ability of IDPs to cover health needs including for vulnerable people within the families | • Continue to invest in **reestablishing and scaling up health services in areas hosting IDPs and returning IDPs**,<br>• **Addressing financial barriers** to accessing healthcare and medication. For instance, supporting people's financial ability to meet their healthcare needs (e.g. through cross-sectoral referral to BA)<br>• **Expand mobile health units** to provide immediate medical service for IDPs, particularly in locations with damaged health infrastructure or far from available medical centers<br>• **Increase the availability of MHPSS in areas hosting IDPs and returning IDPs.** In addition, continue to provide information about positive coping mechanisms and MHPSS services within affected communities. |

# IDP Monitoring

## *Some Key Sectoral Risks identified*

| Sector | Protection Risk Identified | Key Recommendation |
|---|---|---|
| **Livelihood and Early Recovery** | Limited job opportunities, specifically for persons with limited mobility, marginalized communities, etc. which increases their exposure to risks and harmful coping | • **Enhance and communicate on job finding programmes** as well as Technical Vocational and Educational Training (TVET) to upskill people and improve their chances of finding sustainable employment. Ensure that access to livelihood activities prioritizes the most **vulnerable groups of IDPs, including women and PWDs**<br>• Share information on recovery with other sectors and enhance **cross-sectoral collaboration** (e.g. with shelter)<br>• International and local humanitarian organizations to **provide technical support to local community initiatives which focus on aid, employment, and social integration for IDPs,** promoting self-reliance and social cohesion. |
| **Shelter Sector** | Limited access to adequate shelter for IDPs including long-term destruction of previous property or housing leading to extended stay in collective shelters | • Scale/ speed up **cash for shelter** support provided by the Shelter sector aiming at addressing shelter needs of the internally displaced persons (IDPs) such as minor shelter maintenance and payment of utility bills while they are hosted or renting accommodations<br>• **Prioritize the provision of cash for rent and assistance to most vulnerable IDPs** who are unable to return to their pre-conflict places of residence due to financial hardship related to displacement |
| **Cross-sectoral** | Limited information and analysis on prioritization at cross-sectoral level on the extend persons at heightened risk are supported | • Enhance **cross-sectoral gap analysis** on access of specific groups to services, particularly regarding nationality, gender, age, disability, and legal status.<br>• Each sector should **identify specific actions to address gaps for IDPs** to access the following key services: food security, shelter, multipurpose cash assistance and healthcare.<br>• Improve the utilization of regular Protection analysis and monitoring findings and sectoral recommendations to ensure integration of Protection principles and activities at the planning and implementing stages of respective sectors' intervention |

LEBANON
Response Plan

# AoB

LEBANON
Response Plan

# Thank You