UNHCR CAMEROON MONTHLY UPDATES

KEY HIGHLIGHTS July 2025

Source des données des réfugiés: Gouvernement du Cameroun avec le support du HCR ::

Contact for more info DIMA Unit Cameroon ***cmr_yaim@unhcr.org***

UNHCR Cameroon needs to support refugees, asylum seekers, and internally displaced persons (IDPs) in the country. This update provides detailed demographic, socio-economic, and educational data, as well as information on persons with specific needs, underscoring the complex and multifaceted nature of the refugee and IDP crisis in Cameroon. The monthly update highlights the demographic diversity, educational and occupational challenges, and specific needs of the displaced populations. The data emphasizes the importance of targeting interventions and creating support mechanisms to address the varied and pressing needs of these vulnerable groups. The Cameroonian government and international organizations must collaborate to provide necessary aid and ensure the well-being of these populations.

Population Overview:

Refugees and Asylum Seekers: Cameroon hosts 410,401 refugees and 19,895 asylum seekers.
Internally Displaced Persons (IDPs): The country has 969,273 IDPs, with an additional 699,545 returnees.
Major Countries of Origin: Refugees primarily come from the Central African Republic 285,665 , Nigeria 127,428 , Chad 4,448 , and Niger 9,719 .

Demographic Distribution:

A significant portion of the refugees are women and children. Specifically, 53% of the refugee population are women and girls, and 53% are children.
Age Groups: Refugees are categorized into various age groups, with notable populations in the 0-4, 5-11, 12-17, 18-59, and 60+ age ranges.

Education Levels:

The educational attainment of refugees varies, with 47% having no education, 27% having primary education, and smaller percentages having informal, secondary, university, or technical/vocational education.

Occupations:

47% of refugees are engaged in various occupations such as homemakers, traders, drivers, pensioners, maneuvers, and breeders. 17% are students, 14% are unemployed, and 9% are farmers.

Ethnicity and Religion:

Ethnicity: The majority of ethnicities are Peulh 41% , Kanuri 12% .
Religion: The religious makeup includes 74% Muslims, 24% Christians, and 2% others.

Persons with Specific Needs:

Categories: There are several categories of persons with specific needs including children at risk, women at risk, single parents, older persons, unaccompanied or separated children, and persons with disabilities.
Top Concerns: The highest numbers are children at risk of not attending school 27,977 , individuals with vision disabilities 5,254 , and older persons with children 2,982 .

Legal and Marital Status:

Legal Status: Refugees and asylum seekers are categorized based o their arrival years, with significant influxes noted in 2014 and subsequent years. Marital Status: The majority of the refugee population is single 67%, followed by married individuals 25%.

Regional distribution:

The distribution of refugees and IDPs across various regions in Cameroon shows significant numbers in different regions. The East region hosts the largest refugee population with 161,383 individuals. The Far-North has 122,850 refugees, while Adamaoua has 57,655 . The North region accommodates 37,950 refugees, and the Centre has 28,128 . The Littoral region has 20,465 refugees.

Challenges and Needs:

UNHCR MCO in Cameroon grapples with significant challenges in managing and supporting its large refugee and internally displaced populations. Due to increasing global crises, UNHCR Cameroon faces immense strain, with regions like the East and Extreme-Nord hosting 161,383 and 122,850 refugees respectively, the strain on resources is immense. These populations include a high percentage of children and women, requiring specialized services such as education, healthcare, and protection. The diverse educational levels among refugees, ranging from no education to university, indicate a need for comprehensive educational programs. Additionally, significant numbers of refugees are unemployed or engaged in low-income occupations, highlighting the necessity for vocational training and employment opportunities. The presence of vulnerable groups, such as unaccompanied children, single parents, and individuals with disabilities, further underscores the urgent need for targeted humanitarian aid and robust social support systems to address their specific needs and ensure their well-being.

UNHCR CAMEROON IN A GLANCE

July 2025

Central African | Nigeria | IDP Far North | IDP NWSW | Other Refugees

Population Type: All | Region: All | Zone: All | Owning Office: All

2,099,114
Total of Persons we serve

410,401 Refugee

19,895 Asylum Seeker

969,273 Internally Displaced

699,545 Returnees IDP

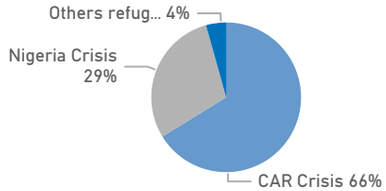

Distribution by crisis

52% Of refugees are women and girls

53% Of refugees are children

59% Of IDPs are children

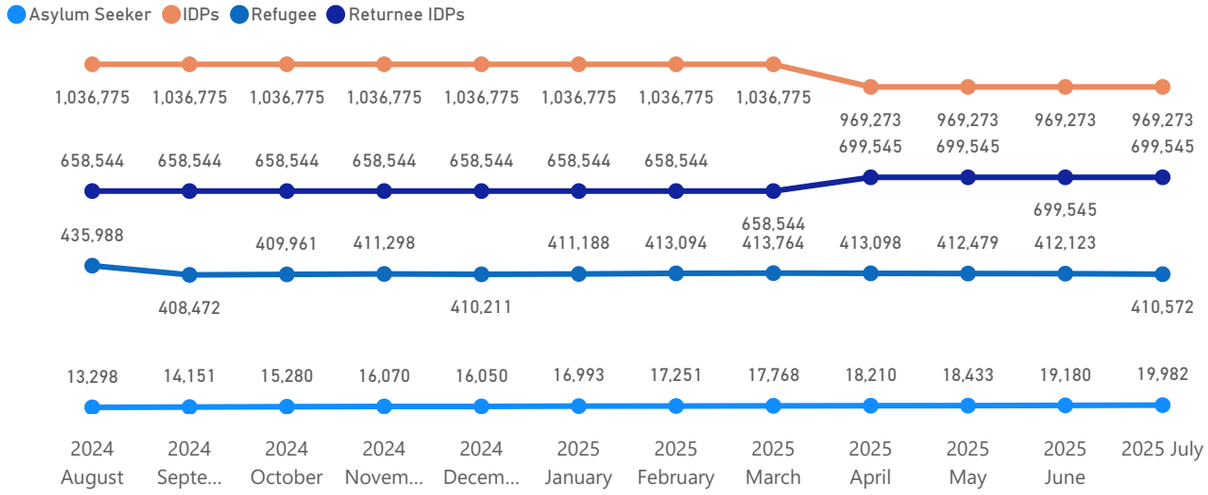

Refugee and Asylum Seeker by Department

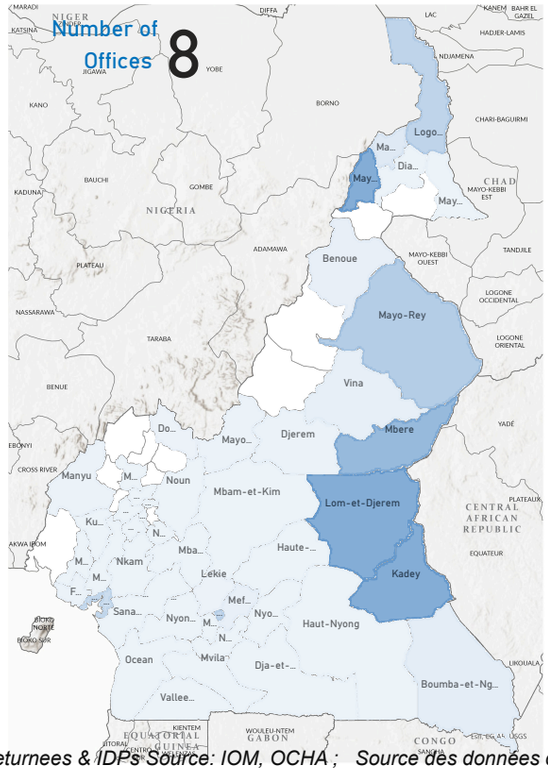

IDPs by Department

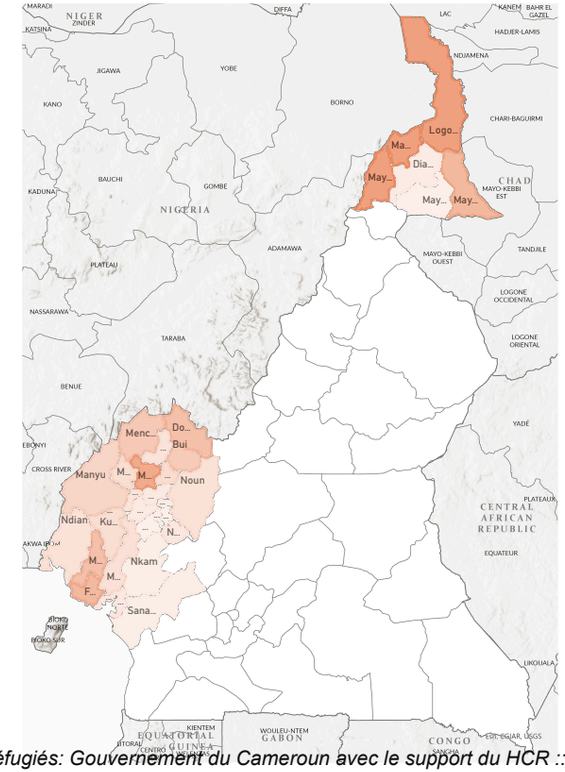

Refugee and Asylum Seekers By country of origin

Central African Republic	285,635
Nigeria	127,428
Chad	4,400
Others Nationalities	3,031
Niger	9,718
Rwanda	440
Mali	520
Soudan	662

Number of years spent in Cameroon

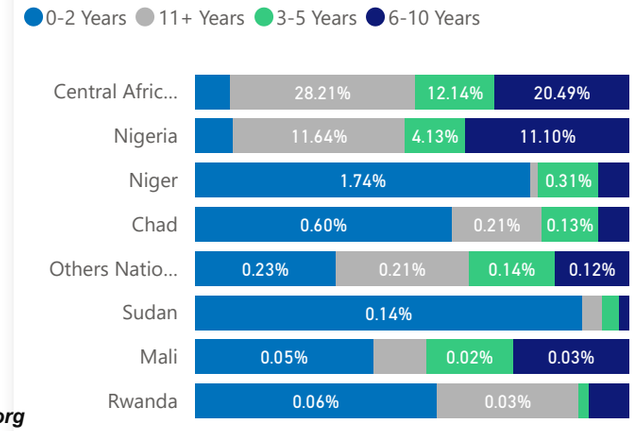

Returnees & IDPs Source: IOM, OCHA ; Source des données des réfugiés: Gouvernement du Cameroun avec le support du HCR :: Contact for more info DIMA Unit Cameroon ***cmr_yaim@unhcr.org***

DEMOGRAPHIC POPULATION IN CAMEROON

July 2025

Central African | Nigeria | Other Refugees

Owning Office: All

Legal Status: Asylum Seeker | Refugee

Site/Camp: In Site/Camp | Out of Site/Camp

Region: All

Department: All

Zone: All

203,427
School age children

Population distribution (gender and age group)

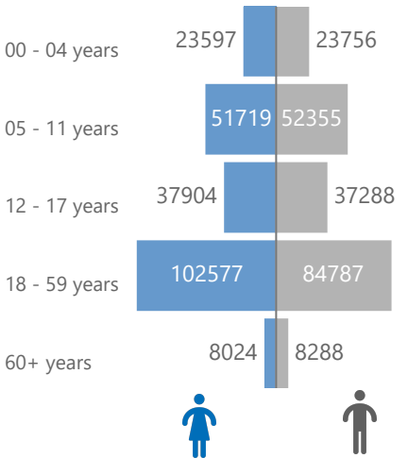

Education Level

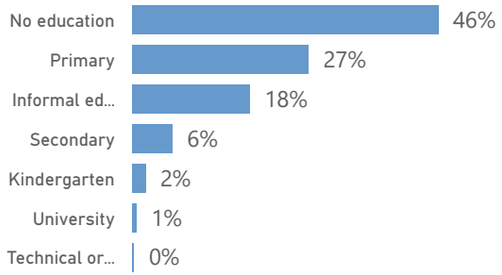

Ethnicity

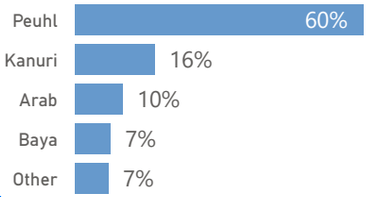

Refugees by age group

Region	00 - 04 years Female	00 - 04 years Male	05 - 11 years Female	05 - 11 years Male	12 - 17 years Female	12 - 17 years Male	18 - 59 years Female	18 - 59 years Male	60+ years Female	60+ years Male	Total
Est	8114	8086	18707	19406	14563	14507	41435	30257	3033	3275	**161383**
Extreme-Nord	8391	8379	16698	16525	11774	11324	26593	18070	2584	2512	**122850**
Adamaoua	3372	3452	7016	7206	5576	5578	14218	8803	1234	1200	**57655**
Nord	1886	1950	5391	5355	3312	3245	9588	5737	795	691	**37950**
Centre	1287	1255	2510	2408	1607	1465	6494	10582	202	318	**28128**
Littoral	535	626	1347	1392	983	1055	3876	10266	134	250	**20464**
Sud-Ouest	3		37	38	77	90	277	812	32	30	**1396**
Nord-Ouest			9	15	9	18	64	72	10	5	**202**
Sud	4	2	2	5	1	3	21	92		6	**136**
Ouest		3	2	3	1		5	74		1	**89**
Total	**23592**	**23753**	**51719**	**52353**	**37903**	**37285**	**102571**	**84765**	**8024**	**8288**	**430253**

Site/Camp	Female	Male	Total
Minawao Camp	44077	37657	**81734**
Gado Badzere Site	8711	7560	**16271**
Mbile Site	5019	4606	**9625**
Lolo Site	4395	4134	**8529**
Borgop Site	3695	3119	**6814**
Timangolo Site	1998	1835	**3833**
Ngam Site	1637	1368	**3005**
Ngarisingo Site	521	514	**1035**
Total	**70053**	**60793**	**130846**

Marital Status	Percentage
Single	67.22%
Married	25.15%
Widowed	3.63%
Divorced	1.81%
Common Law Married	0.75%
Separated	0.69%
Unknown	0.38%
Engaged	0.35%
Partnership	0.01%

Year of arrival of refugees

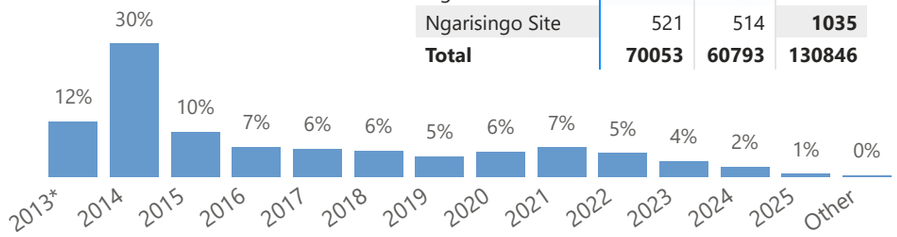

Education Age

Region	04-05 Years Female	04-05 Years Male	06-11 Years Female	06-11 Years Male	12-18 Years Female	12-18 Years Male	Total
	2			2	1	6	**11**
Adamaoua	2010	2086	6035	6208	6226	6188	**28753**
Centre	692	674	2163	2050	1844	1699	**9122**
Est	5411	5511	16072	16703	16541	16505	**76743**
Extreme-Nord	4852	4839	14158	14002	13089	12615	**63555**
Littoral	318	389	1165	1188	1108	1308	**5476**
Nord	1506	1582	4578	4510	3667	3574	**19417**
Nord-Ouest			9	15	12	23	**59**
Ouest	1	1	1	2	1		**6**
Sud	1		2	5	2	5	**15**
Sud-Ouest			37	38	86	109	**270**
Total	**14793**	**15082**	**44220**	**44723**	**42577**	**42032**	**203427**

*Returnees & IDPs Source: IOM, OCHA ; Source des données des réfugiés: Gouvernement du Cameroun avec le support du HCR:: * Arrived before 2013:: Contact for more info DIMA Unit Cameroon* ***cmr_yaim@unhcr.org***

PERSONS WITH SPECIFIC NEEDS IN CAMEROON

July 2025

Source des données des réfugiés: Gouvernement du Cameroun avec le support du HCR ::
Contact for more info DIMA Unit Cameroon ***cmr_yaim@unhcr.org***

Central African | Nigeria | Other Refugees

Owning Office: All

Region: All | Department: All | Commu...: All | Zone: All

Areas of Responsibility

Child Protection | General Protection | SGBV

134,284 Person with Specific Needs

Gender

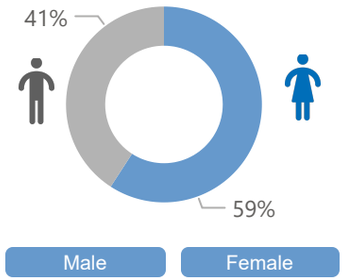

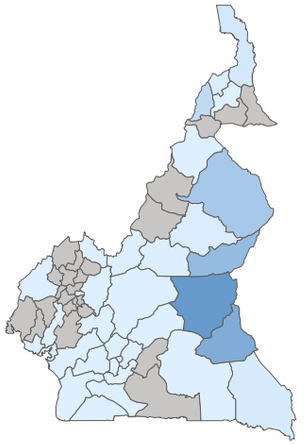

Person with Specific Needs

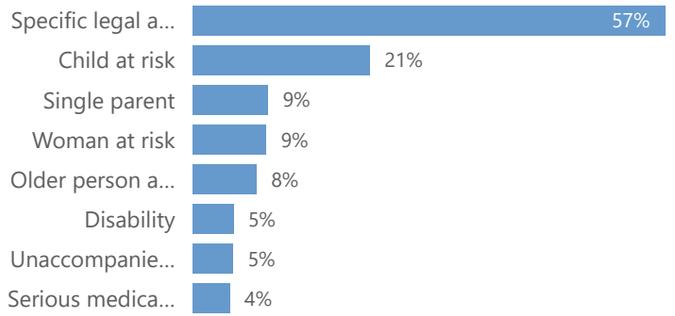

28,772 Child at Risk

SPN Sub Category	# Refugee
Child at risk of not attending school	27977
Child with special education needs	498
Child spouse	202
Child parent	149
Child engaged in other forms of child labour	55
Child carer	43
Teenage pregnancy	30
Child engaged in worst forms of child labour	23
No legal documentation	10
Child associated with armed forces or groups	5

6,607 Disability

SPN Sub Category	# Refugee
Vision	2982
Hearing	1304
Emotions and behavior	989
Lower Body Mobility	974
Communication	560
Upper Body Mobility	244
Remembering and concentrating	41
Self-Care	30
Physical disability - moderate	21
Mental disability - moderate	9

10,352 Older at Risk

Older Person at Risk	# Refugee
Older person with children	5251
Older person unable to care for self	3970
Single older person	1653
No legal documentation	2
Woman at risk	2
Other medical condition	1
Single HR - grandparent	1
Single HR - parent	1
Single woman at risk	1

6,033 Serious Medical Condition

SPN Sub Category	# Refugee
Other medical condition	4005
Chronic illness	1009
Difficult pregnancy	372
Malnutrition	335
Critical medical	267
Mental illness	94
Woman at risk	18
Addiction	13
Emotions and behavior	3

12,254 Single Parent

(Top 10) Single Parent	# Refugee
Single HR - parent	11269
Single HR - caregiver	605
Single HR - grandparent	451
Woman at risk	15
Single woman at risk	9
Child parent	3
No legal documentation	2
Single older person	2
Child at risk of not attending school	1
Older person with children	1

6,558 Unaccompanied or separated child

(Top 6) Unaccompanied or separated child	# Refugee
Separated child	6100
Unaccompanied child	441
Child headed household	23
Child in foster care	12
Child in institutional care	11
No legal documentation	5

1,229 SGBV

SGBV	Refugee
Threat of forced marriage	513
Victim/Survivor of SGBV in country of asylum	320
Victim/Survivor of SGBV in country of asylum	205
Victim/Survivor of SGBV in country of origin	103
Threat of honour killing/violence	52

181 Family Unity

Family Unity Sub-Category	# Refugee
Family reunification required	138
Tracing required	43

11,945 Woman at Risk

(Top 4) Single Parent Sub-Category	# Refugee
Woman at risk	7892
Single woman at risk	2582
Single HR - parent	10
Lactating	1599

SOCIO-ECONOMICS DATA OF REFUGEES IN CAMEROON

July 2025

Source des données des réfugiés: Gouvernement du Cameroun avec le support du HCR :

Contact for more info DIMA Unit Cameroon ***cmr_yaim@unhcr.org***

Central African | Nigeria | Other Refugees

Region: All

Zone: All

Occupation

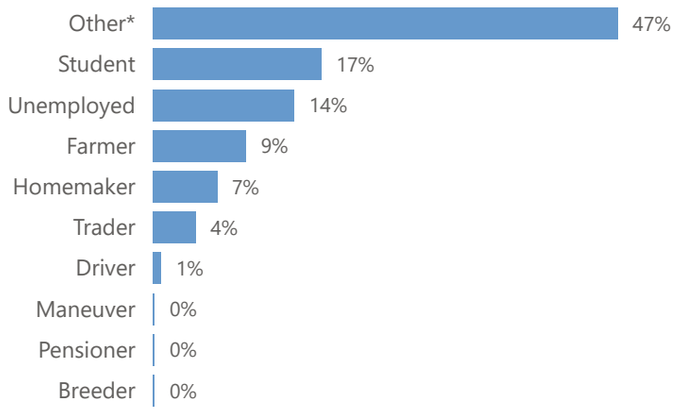

Registration Reason

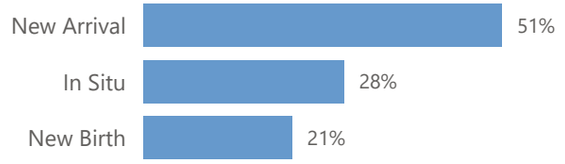

Religion

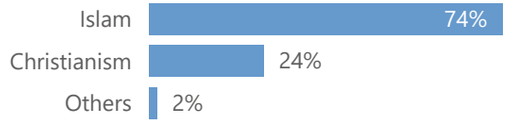

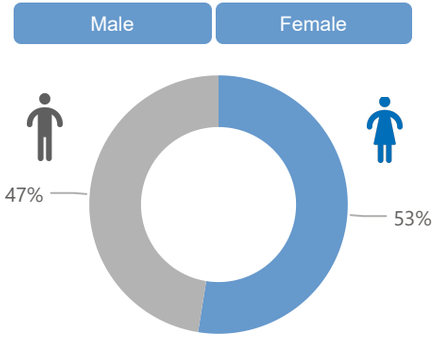

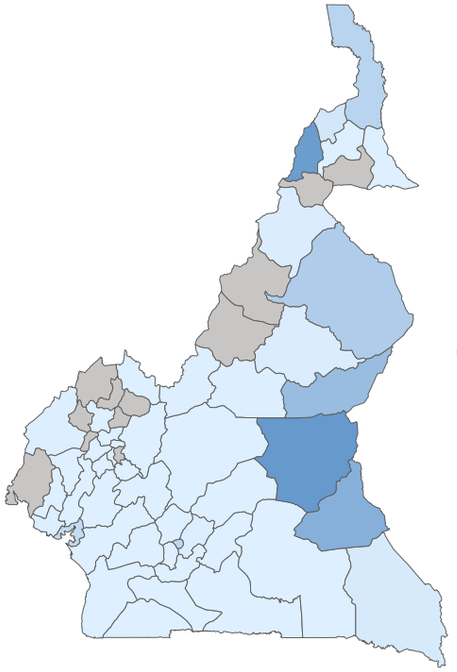

Central African

Occupations	Adamaoua	Centre	Est	Extreme-Nord	Littoral	Nord	Total
Other*	17560	9763	57392	8	5448	4513	**94684**
Student	15331	4416	30201		3514	7960	**61422**
Unemployed	7510	2090	35193		824	12148	**57765**
Farmer	8843	994	13842		338	7166	**31183**
Homemaker	4174	1305	14639		1021	1813	**22952**
Trader	2876	1324	7885	1	1088	1439	**14613**
Driver	433	242	2048	1	428	257	**3409**
Maneuver	11	21	42		6	2	**82**
Pensioner	12	3	57		2	2	**76**
Breeder	25		12			29	**66**

Nigeria

Occupations	Adamaoua	Centre	Est	Extreme-Nord	Littoral	Nord	Total
Other*	295	283	7	96629	33	1130	**98377**
Student	188	48		8785	5	448	**9474**
Farmer	26	7		7706	3	755	**8497**
Homemaker	51	15	3	4876	2	103	**5050**
Unemployed	171	105	1	2563	3		**2843**
Trader	34	113	1	1861	13	10	**2032**
Driver	6	6		304	3		**319**
Pensioner	2			26			**28**
Maneuver				11			**11**
Breeder				10			**10**

Other Nationalities

Occupations	Adamaoua	Centre	Est	Extreme-Nord	Littoral	Nord	Total
Other*	91	3782	155	716	4177	54	**8975**
Trader	8	1168	19	26	1574	6	**2801**
Student	25	1398	18	255	455	26	**2177**
Unemployed	40	987	33	29	796	91	**1976**
Farmer	19	199	48	137	744	24	**1171**
Homemaker	34	375	94	97	145	31	**776**
Driver		93	4	5	101	2	**205**
Maneuver	2	5			26	2	**35**
Breeder	2						**2**
Pensioner		1					**1**