3

UPDATE ON NEW ARRIVALS FROM THE EASTERN DRC

9 June – 22 June 2025

Since January, Uganda has received 67,317 new arrivals from the Democratic Republic of Congo (DRC), making up more than half of the 114,639 individuals who have entered the country this year. Ongoing clashes between M23 and other armed groups continue to be reported across multiple areas in North Kivu and South Kivu Provinces. The protection situation for civilians in Goma city as well as Nyiragongo and Masisi Territory remains extremely precarious.

As of June 2025, Uganda has received a total of 67,317 new arrivals from the Democratic Republic of Congo (DRC), with 60,611 individuals already registered. New arrivals through Kisoro decreased by 38% last week, contributing to an overall 44% drop compared to the previous reporting period. M23 rebels continue to restrict civilian movement. Asylum seekers are forced to use unofficial border points and tend to cross official ones during periods of reduced M23 presence to reach Kisoro and Kanungu.

Month	New Arrivals	Registered
January	7,377	4,506
February	10,031	7,525
March	20,572	16,874
April	24,411	22,019
May	3,604	8,176
June (as of 22nd)	1,322	1,511
Total	**67,317**	**60,611**

During the same period last year (1 January to 22 June 2024), Uganda received 13,525 new arrivals from the Democratic Republic of Congo (DRC); i.e. 2025 has seen a 398% increase compared to the same period in 2024.

Refugees from the DRC wait to be registered at Nyakabande Reception Centre in Kisoro District, southwestern Uganda. Photo/UNHCR

Entry Points:

There are three major entry points for the new arrivals from DRC: Kisoro, Kanungu and Kikuube. Of the arrivals, 63.5% arrived via Kisoro (Bunagana, Nteko, Busanza), 26.2% via Kanungu (Butogota, Kahenyi, Kyeshero), 6.9% via Kikuube (Sebagoro), 3% via Zombo, Arua and Koboko (Padha, Birijaku), and 0.4% via Kasese, Bundibugyo and Ntoroko.

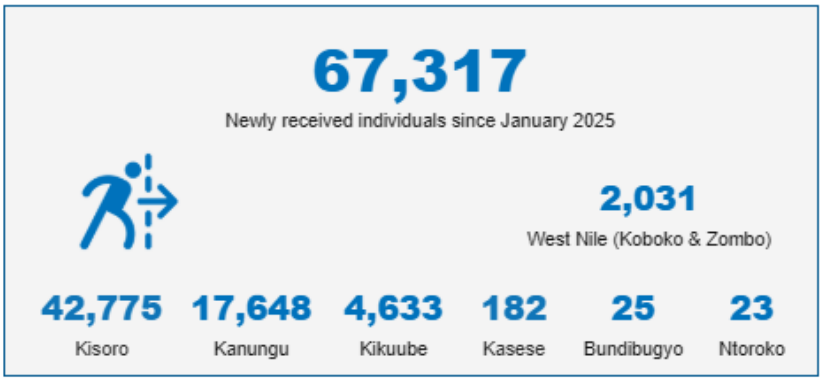

Among new arrivals from the DRC, 57% are aged 18–59 with an equal gender split. Around 40% are under 18, including 33% under 12. Most refugees (48,873) come from North Kivu, Ituri, and South Kivu. They report fleeing due to forced recruitment, sexual violence, kidnapping, hunger, armed groups, and disrupted services. Education levels are low: 92% have none, 4% have primary, 2.45% secondary, and 0.15% university education.

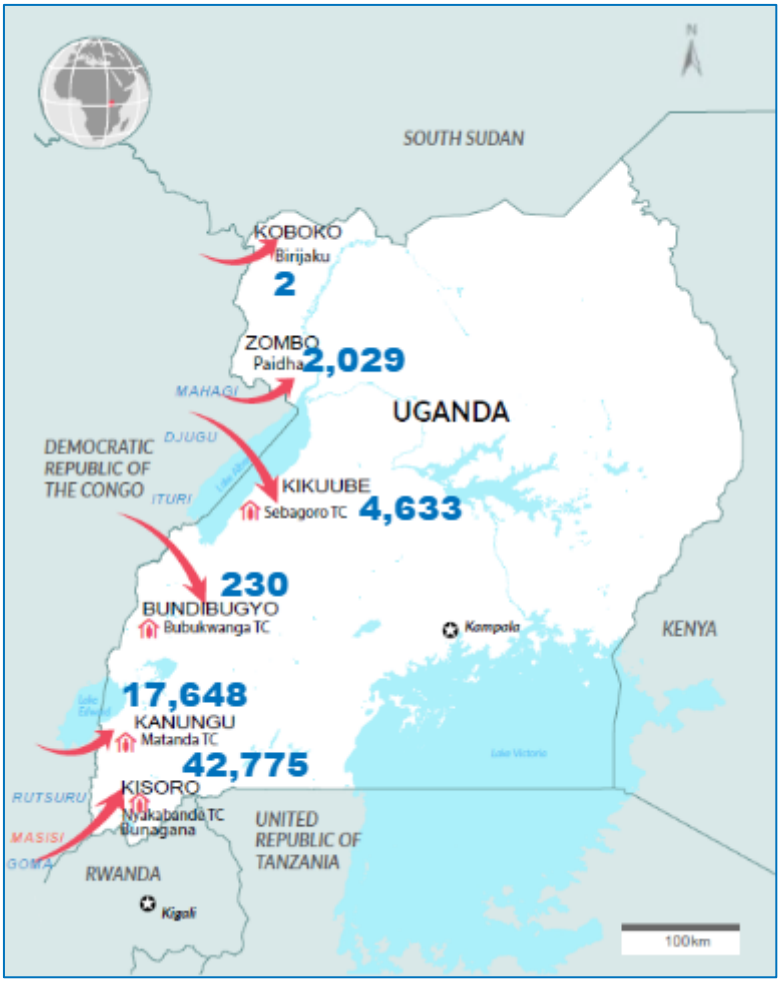

Arrival Trends:

During the reporting period, 796 individuals arrived from the DRC, a 14% overall decrease from the previous period. The daily average for this reporting period was 57, and the weekly average since January was 2,723.

In Nyakabande, 552 forcibly displaced persons were received during the reporting period, 5 per cent higher than from the previous week. In 2025, the daily average was 241 and weekly average was 1,687.

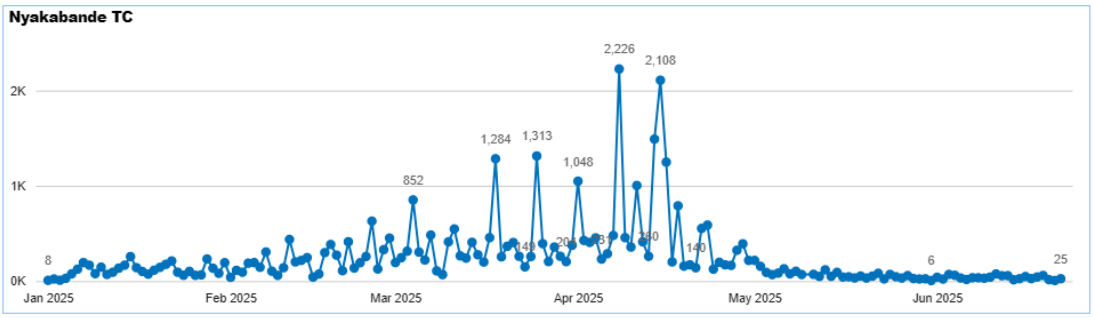

In Matanda, 106 new arrivals were received, a 54 per cent decrease from the previous week. In 2025, the daily average is 94 and weekly is 658.

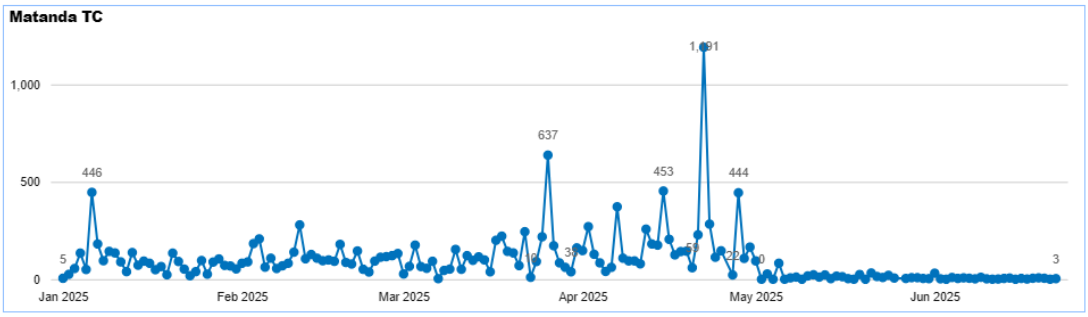

The number of new arrivals into Sebagoro, Kikuube district stands at 41 during the reporting period, having decreased by 35 per cent from the previous week. Bubukwanga transit centre has relatively low numbers, with the highest daily figure being 43 individuals since the year started.

Population at Transit and Reception Centres:

The total population at the transit and reception centres impacted by the DRC emergency was 3,301 individuals as of 22 June 2025.

Top Locations	Capacity	Population on ground		Status
		Past week ending 08 June	Current reporting week ending 08 June	
Kabazana RC	1,500	633	1,931	129% occupancy
Kagoma RC	1,230	438	475	Within capacity
Sweswe RC	800	276	293	Within capacity
Bubukwanga TC	650	543	221	Within capacity
Nyakabande TC	1,420	1,188	218	Within capacity
Matanda TC	900	270	125	Within capacity
Mahani RC	500	29	37	Within capacity
Sebagoro TC	300	5	1	Within capacity

Response by UNHCR and Partners:

Health and Nutrition

At the transit and reception centers—Nyakabande, Matanda, and Kabazana—malnutrition has decreased, particularly in Nyakabande and Kabazana, signaling some improvement. However, at Matanda Transit Center, levels remain serious among children and close to the critical threshold, especially among pregnant and breastfeeding women (PBW).

The current Global Acute Malnutrition (GAM) rates are:

- **Nyakabande:** 12.8% among children, 6.4% among PBW
- **Kabazana:** 14.2% among children, 7.4% among PBW
- **Matanda:** 10.5% among children, 25.0% among PBW

Relocation efforts, malnutrition treatment services, and blanket supplementary feeding have contributed to the overall improvement in the nutrition situation at these sites.

In contrast, the malnutrition situation remains concerning in the new arrival villages of **Juru (15.8%)**, **Rubondo (13.6%)**, and **Kibengo** in Nakivale Refugee Settlement. Efforts are underway to initiate treatment for Moderate Acute Malnutrition (MAM) to complement existing Severe Acute Malnutrition (SAM) interventions supported by UNHCR and UNICEF in these high-risk areas.

Child Protection:

During the reporting period, Child Protection (CP) partners in Nyakabande Transit Centre identified and assessed 25 children (12 boys and 13 girls) with protection concerns. These included 10 separated children with unaccompanied caregivers (6 boys, 4 girls), 5 separated children with siblings or close relatives (1 boy, 4 girls), and 9 children (4 boys, 5 girls) categorized as at risk. The most pressing needs included alternative care, medical services, family tracing, material support, and case management. No CP cases were identified at Matanda Transit Centre during the same period.

In Nakivale settlement, the number of Unaccompanied and Separated Children (UASC) continues to rise — reaching a cumulative total of 1,775 since January during the reporting period — driven by the influx of new arrivals, cases of family separation, and a growing trend of caregivers leaving the settlement in search of livelihood opportunities. Some children are left behind without adequate care and protection, thus increasing their vulnerability. UNHCR in coordination with child protection partners have been mobilized to provide support to the most critical cases.

WASH and Sanitation:

Nyakabande Transit Centre recorded an average water supply of 116 litres per person per day (l/p/d), while Matanda Transit Centre provided 342 l/p/d. In contrast, Kabazana Reception Centre remained critical with only 9 l/p/d, far below the emergency standard — indicating a gap of 11,586 litres. Sanitation facilities were also inadequate, with latrine coverage at 1:36 people, falling short by 61 latrines.
Access to water remains very limited in Nakivale Refugee Settlement. People in Juru zone receive just 4 litres per person per day, and 7 litres in Rubondo—far below the emergency standard of 15 litres. The average across the settlement is only 8 litres. This is due to inadequate water infrastructure, unreliable power affecting water production at Rwabahinda and Kyakashana, and a major pump failure at Basecamp that stopped supply for five days.

Critical Gaps in the DRC Emergency

Urgent support is needed for newly receiving areas in settlements. This includes:

- Land demarcation, site preparation, and immediate measures to ensure adequate water availability in new zones.
- Increased sanitation coverage in TCs, RCs and settlements.
- Upgrades to aging and overstretched infrastructure, including water systems and installation of solar lighting for improved safety.
- Additional health and education staff in settlements receiving new arrivals.
- Expand nutrition services in high-risk settlement areas where malnutrition rates remain concerning, including initiating or scaling up treatment for malnutrition.
- Purchase and distribution of in-kind Core Relief Items for new arrivals at the transit centre and support to provide cash assistance for new arrival packages upon relocation to the settlement.

The EMERGENCY APPEAL: DRC Refugee Situation in Uganda - April 2025, covering the needs of 80,000 new arrivals has been issued. It requires $21M in additional funding and $23M reprogrammed under the UCRRP, involving 7 UN agencies, 15 International NGOs, and 2 National NGOs.