SPAIN SEA AND LAND ARRIVALS

1 Jan - 31 Jul 2025

Arrivals in Spain

20,639 Sea and land arrivals

-30% Dif. 2024

Arrivals in Spain include two different routes, the Western Mediterranean and the Northwest African Maritime route.

Most common nationalities of arrivals (Jan - Jun)

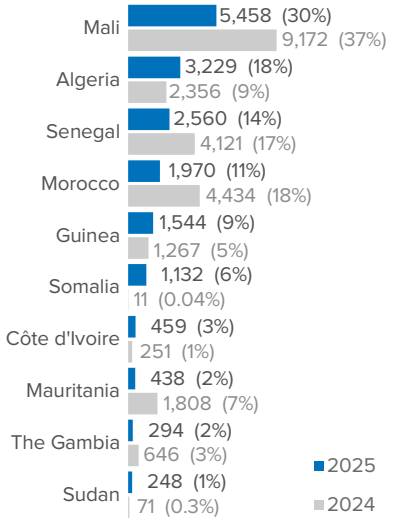

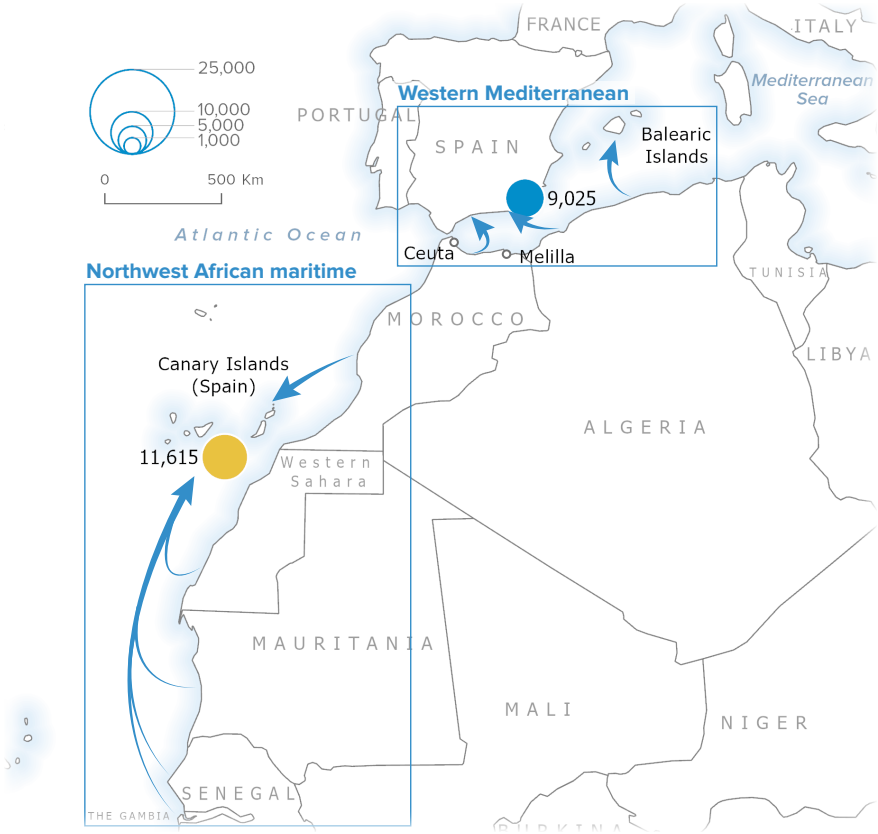

The boundaries and names shown and the designations used on this map do not imply official endorsement or acceptance by the United Nations.

Western Mediterranean

9,025 Sea and land arrivals

+16% Dif. 2024

The Western Mediterranean route includes arrivals in mainland Spain, Balearic Islands, Ceuta and Melilla.

Most common nationalities of arrivals: Western Mediterranean (Jan - Jun 2025)

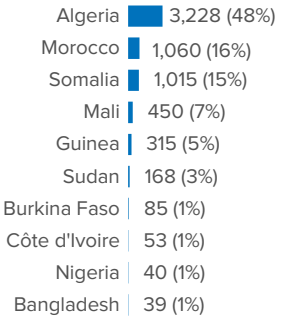

Arrivals trend by month: Western Mediterranean

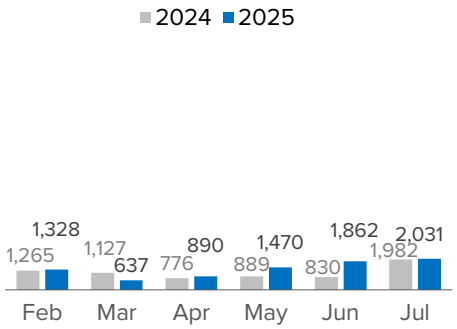

Northwest African Maritime

11,614 Sea arrivals

-46% Dif. 2024

The Northwest African maritime route includes arrivals in the Canary Islands.

Most common nationalities of arrivals: N.W. African Maritime (Jan - Jun 2025)

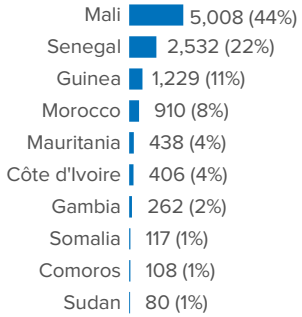

Arrivals trend by month: N.W. African Maritime

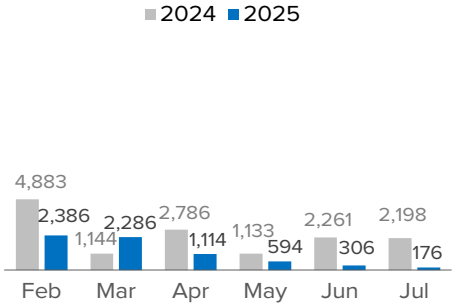

Source: UNHCR estimates from data collected in the field and from data published by Ministry of Interior. **Nationalities**: Frontex public data.