Cash and Voucher Assistance Dashboard

Uganda Refugee Response Plan (RRP) 2024-2025

Q2 2025

January - June 2025

Overview

Cash and voucher assistance (CVA) is vital for lifesaving and emergency support while also promoting financial inclusion in the refugee response. Increasingly delivered via digital channels like mobile money and bank accounts, cash assistance enables discreet, timely support, reduces delivery costs, and offers recipients greater choice – making it a preferred assistance method for refugees and humanitarian actors alike.

Results Analysis and Achievements in 2025:

As of Q2, 16 partners had reached more than 314,087 refugee households with CVA, disbursing a total amount of UGX 112.26 billion, of which UGX 67.3 billion for food, UGX 24.4 billion for Multipurpose Cash (MPC), and UGX 20.6 billion for education, health, livelihoods, shelter, and protection, significantly exceeding the target of 220,000 households. 81% received the cash through mobile money, 17 % through bank accounts and 6% through direct cash. The use of digital channels contributes to financial inclusion, as these accounts can be used by Forcibly Displaced Persons (FDPs) for financial transactions beyond humanitarian assistance.

As for specific events influencing the CVA landscape in Q2, the number of families that received multipurpose cash spiked resulting from the influx from Democratic Republic of the Congo (DRC) and UNHCR's cash support to new arrivals. In May 2025, WFP implemented the results of re-categorization, and some 1 million refugees were discontinued from food assistance, of which 79% received food assistance through cash-based transfers, thus significantly affecting the overall CVA caseload (which will be reflected in the Q3 dashboard).

So far in 2025, the Cash Working Group (CWG) engaged donors on underfunding impacts and discussed adaptation strategies for continued CVA interventions, mapped transfer values and targeting methods, and supported partners via UNHCR Registration team in improving individual-level reporting. Monthly coordination meetings also continued.

The Key Challenges/ Opportunities 2025:

While target was exceeded in Q2, this risk being undermined in the second part of the year as funding cuts forced WFP to discontinue food assistance for 63% of refugee families after April 2025, prioritizing the most vulnerable only. While CVA will remain WFP's preferred delivery method; in some areas in-kind food distribution will temporarily replace CVA. The reduced caseload (i.e. customer base) results in setbacks in progress regarding financial service provider service provision and infrastructure development.

Reporting gaps at both programme and individual levels continue to limit coordination. At the programme level, the CWG lacks a clear picture of who is doing what, where, and for whom. At the individual level, this leads to duplicated or mismatched assistance, reducing impact – especially when resources are limited.

Moreover, activities such as financial service provider assessments/user preference, joint field missions, and national advocacy have been deprioritized. Nonetheless, the CWG will continue all activities that do not require financial resources to ensure ongoing coordination and harmonization of interventions.

The Sector Priorities:

- Maintain dialogue with partners/donors on reporting issues; offer refresher trainings.
- Increase the number of Cash Actors using GDT assistance recording and beneficiary verification.
- Reactivate sub-national coordination in West Nile and Southwest.
- Advance the cash learning agenda with partners and donors, focusing on large grants, harmonization, and financial inclusion.
- Roll out the Post-distribution Monitoring Framework to improve documentation and advocacy.
- Continued support to National Financial Inclusion Strategy II.
- Engage financial service providers to improve services and refugee inclusion through targeted advocacy.

Key Indicators

Actual *Gap*

Households receiving any form of cash-based assistance*
Target: *221,000*

Total amount of cash based transfers provided to beneficiaries

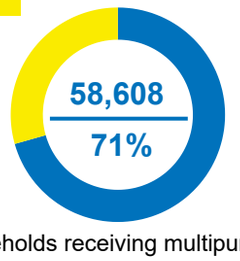

Households receiving multipurpose cash-based assistance
Target: *83,000*

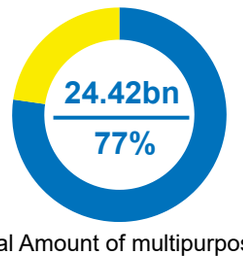

Total Amount of multipurpose cash and voucher assistance provided
Target: *31.6 billion UGX*

Achievements data: ActivityInfo
Sectors contacts: Matilda Jerneck
jerneck@unhcr.org
+256770532244

Author: UNHCR Representation in Uganda
Stephen Adeun
adeun@unhcr.org
+256771898932

Feedback: ugakaimug@unhcr.org
Published: *August 2025*

For more info: https://data.unhcr.org/en/country/uga
Note: indicators marked with * add up multiple forms of cash and voucher assistance including general food assistance, MPCT and sector specific cash

Cash and Voucher Assistance Dashboard

Uganda Refugee Response Plan (RRP) 2024-2025

Q2 2025

January - June 2025

Objective 1: Access to cash and voucher assistance for basic needs expanded

Indicator	*Actual*	*Target/Standard ('25)*	*Actual* / *Gap*
Households receiving any form of cash-based assistance*			
- Congolese Refugees	**144,142**	**116,600**	>100%
- South Sudanese Refugees	**96,972**	**100,400**	97%
- Sudanese Refugees	**7,670**	**100,400**	8%
- Other refugees	**65,303**	**4,000**	>100%
Households receiving multi-purpose cash-based assistance			
- Congolese Refugees	**36,988**	**34,000**	>100%
- South Sudanese Refugees	**14,526**	**47,000**	31%
- Sudanese refugees	**7,094**	**47,000**	15%
- Other refugees	**0**	**2,000**	0%
Amount of multi-purpose cash and voucher assistance			
- Congolese Refugees	**14.32bn**	**21.4bn**	67%
- South Sudanese Refugees	**7.48bn**	**8.8bn**	85%
- Sudanese refugees	**2.62bn**	**8.8bn**	30%
- Other refugees	**0.00bn**	**1.4bn**	0%

Objective 2: Financial inclusion and access to financial services promoted

Cross Sectoral Cash Assistance by Delivery Mechanism (UGX)

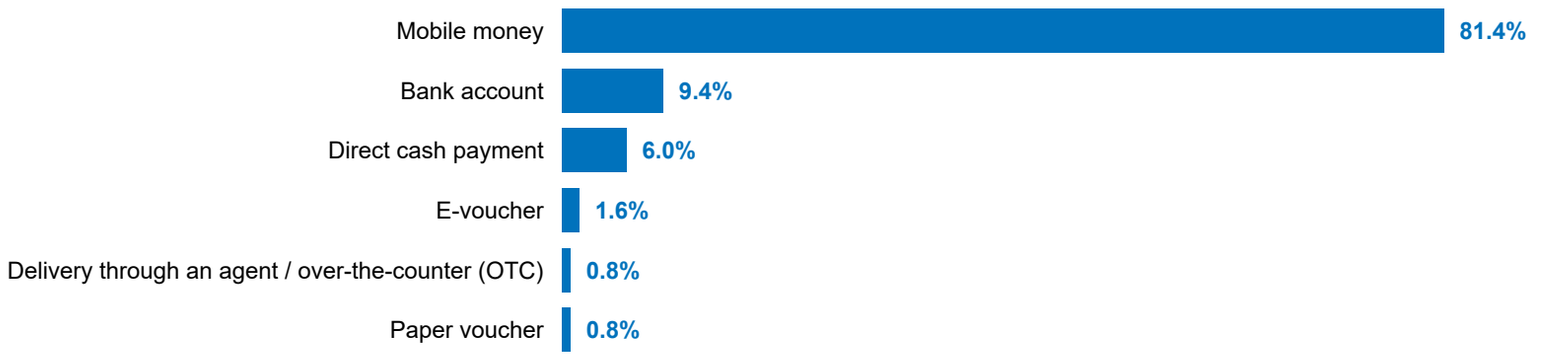

Number of households enrolled in bank account (2,638)

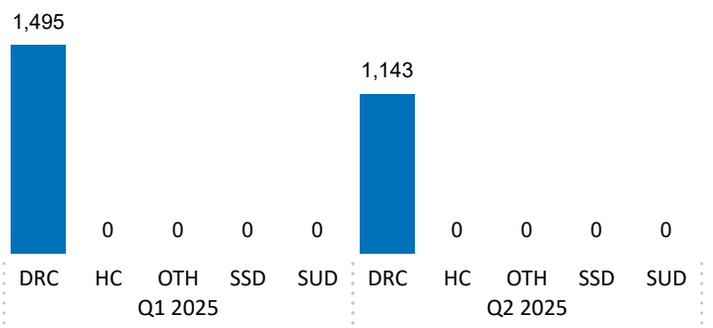

Number of households enrolled in mobile money (200,475)

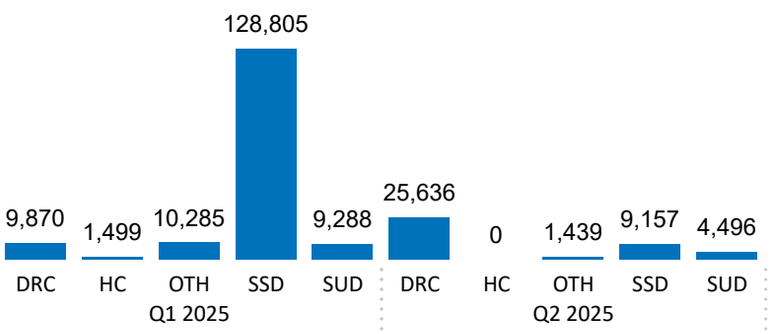

***DRC** = Congolese refugees, **SSD** = South Sudanese refugees, **OTH** = Other refugees, **HC** = Host Community*

Note: indicators marked with * add up multiple forms of cash and voucher assistance including general food assistance, MPCT and sector specific cash

Cash and Voucher Assistance Dashboard

Uganda Refugee Response Plan (RRP) 2024-2025

Q2 2025

January - June 2025

Objective 2: Financial inclusion and access to financial services promoted

Cross-sectoral analysis of all cash-based interventions including cash for Genal Food Assistance (amounts in UGX)

Cash transfers by beneficiary type

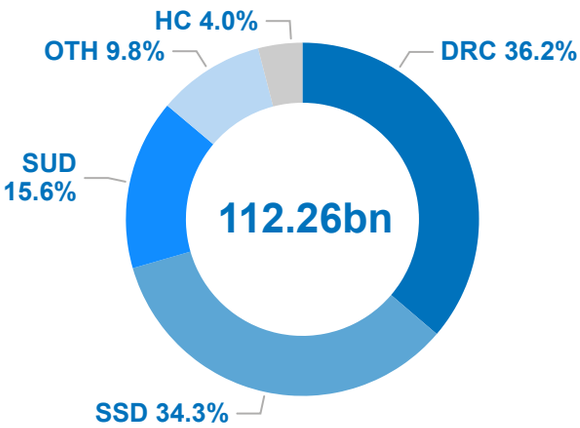

Amount of cash transfers by sector (in billions)

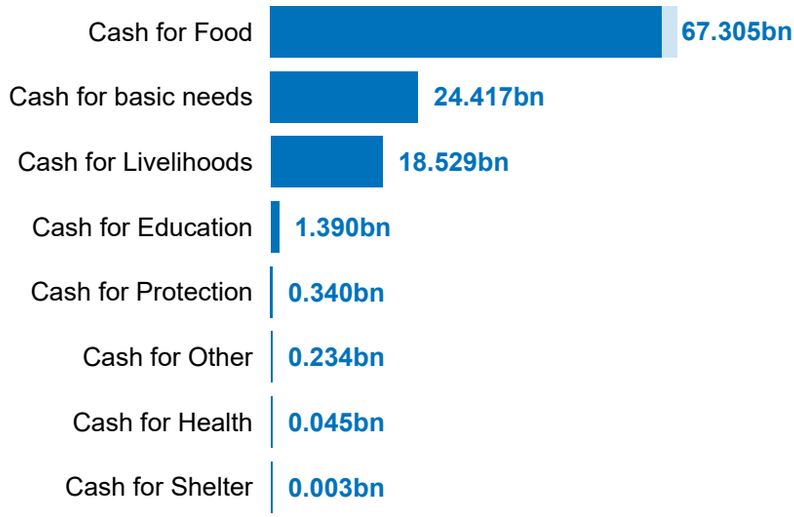

Note: *For Livelihoods & Resilience the value of CVA interventions is only based on cash-for-work, and amounts for households who received productive assets through cash. Host community interventions are included in all cases.*

Amount of cash transfers by partner (in billions)

Amount of cash transfers by district (in billions)

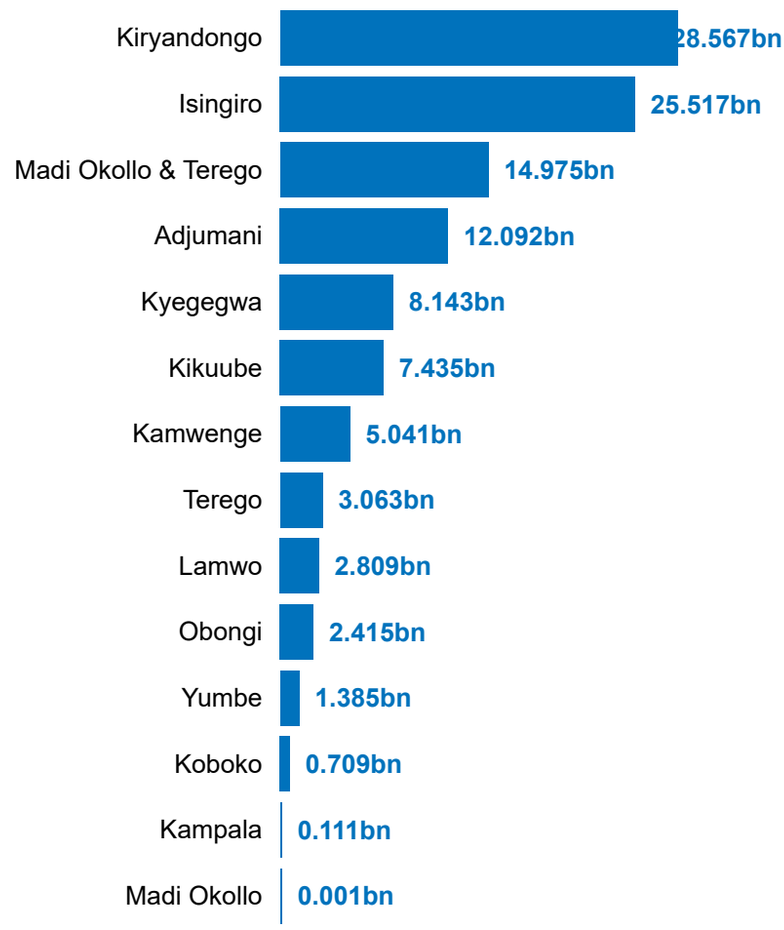

Cash and Voucher Assistance Dashboard

Uganda Refugee Response Plan (RRP) 2024-2025

Q2 2025

January - June 2025

Objective 2: Financial inclusion and access to financial services promoted

Cross-sectoral analysis of all cash-based interventions excluding cash for General Food Assistance (amounts in UGX)

Cash Assistance by Delivery Mechanism (UGX)



Cash transfers by beneficiary type

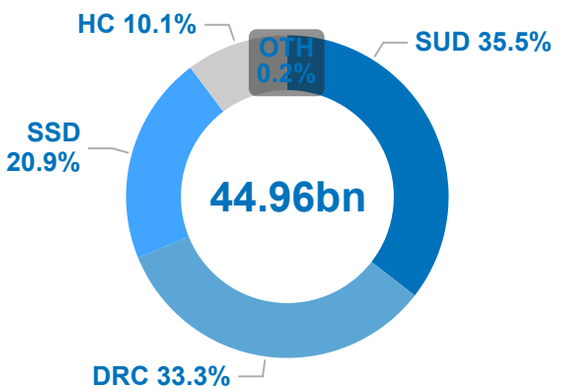

Amount of cash transfers by sector (in billions)

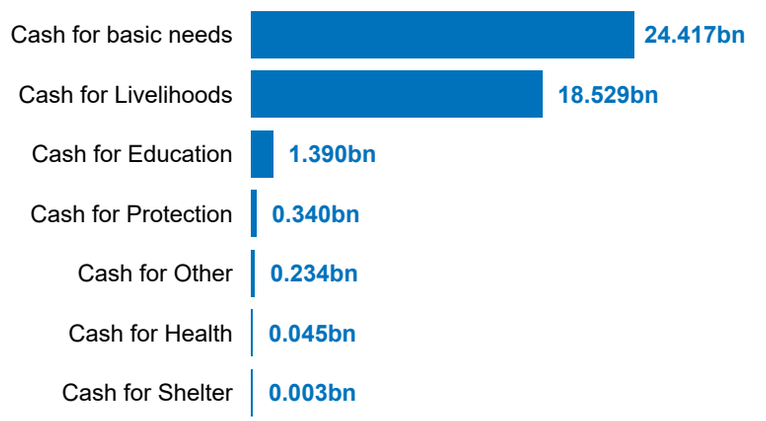

Note: *For Livelihoods & Resilience the value of CVA interventions is only based on cash-for-work, and amounts for households who received productive assets through cash. Host community interventions are included in all cases.*

Amount of cash transfers by partner (in billions)

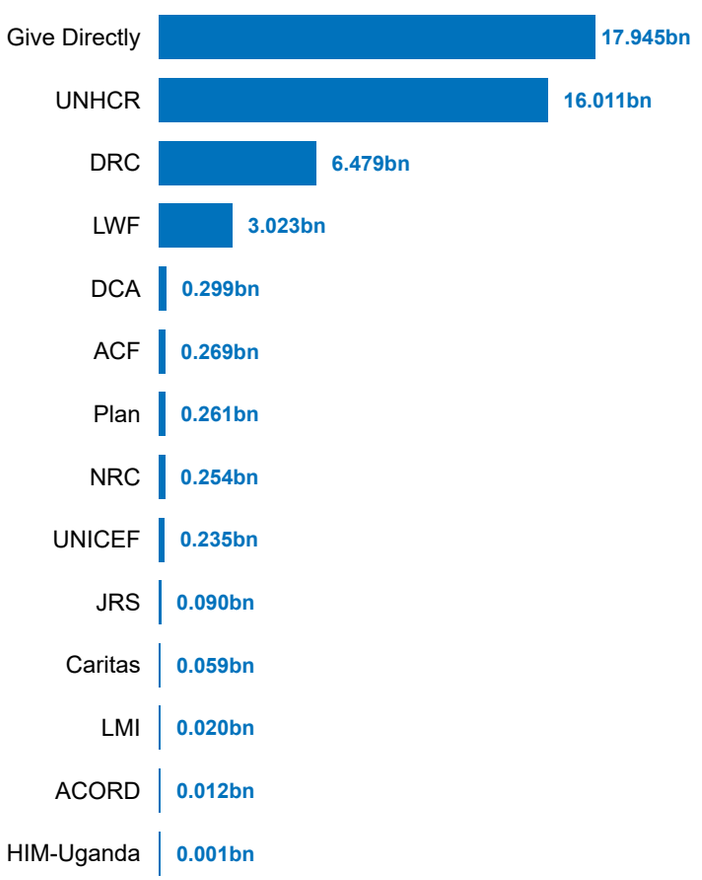

Amount of cash transfers by district (in billions)

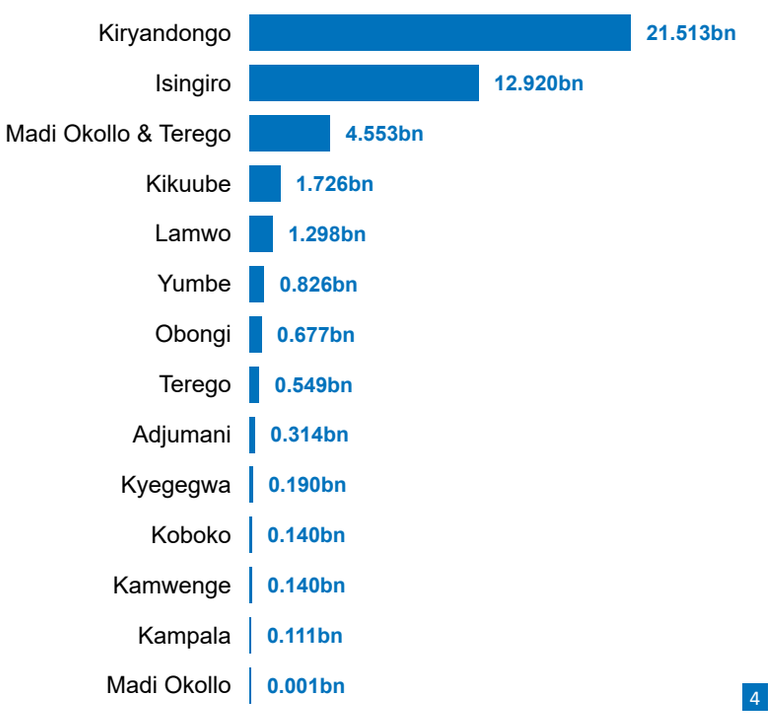

Cash and Voucher Assistance Dashboard

Uganda Refugee Response Plan (RRP) 2024-2025

Q2 2025

January - June 2025

SETTLEMENT COMPARISON & TRENDS ANALYSIS

Objective 1: Access to cash and voucher assistance for basic needs

Households that have received any form of cash based assistance in Q2 by location

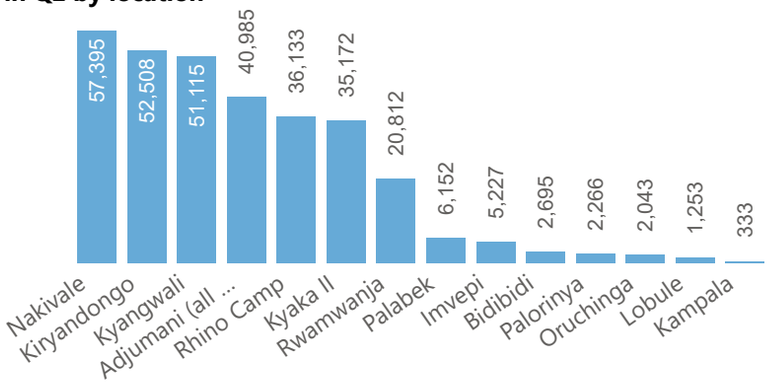

Multipurpose cash beneficiaries in Q2 by location

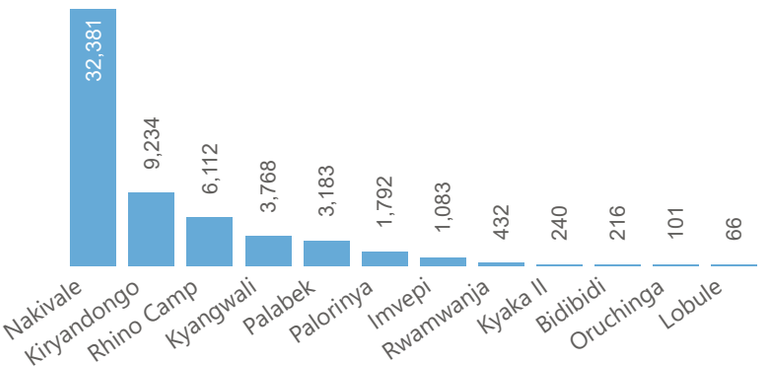

Households that received any form of cash based assistance over the years

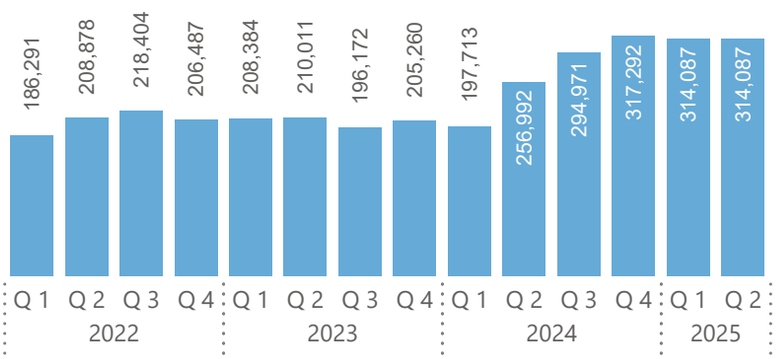

Total amount of multipurpose cash and voucher assistance provided over the years (in billion UGX)

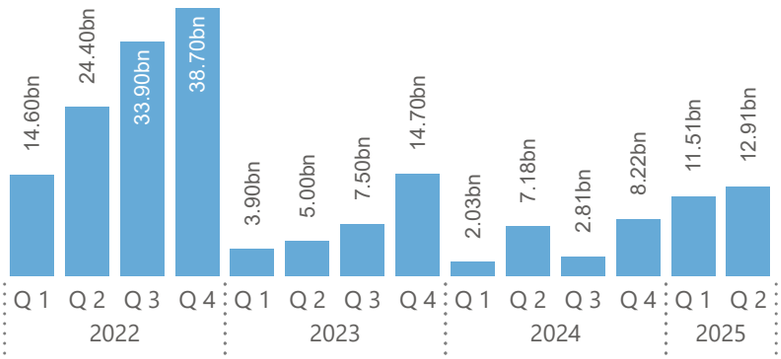

Objective 2: Financial inclusion and access to financial services promoted

Newly enrolled households in bank account in Q2 by location

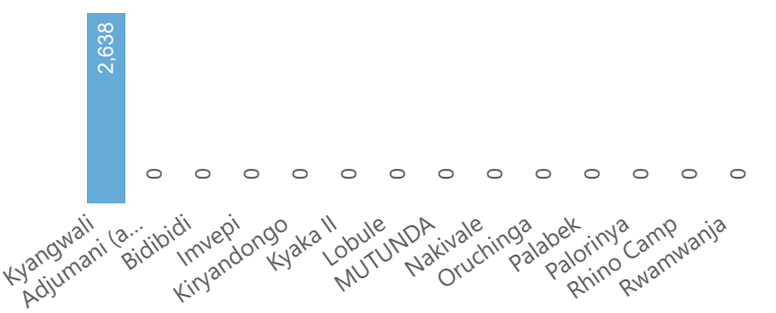

Newly enrolled households in mobile money in Q2 by location

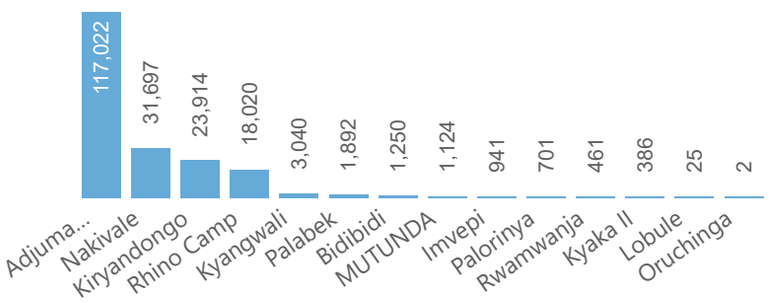

Households enrolled in bank account over the years

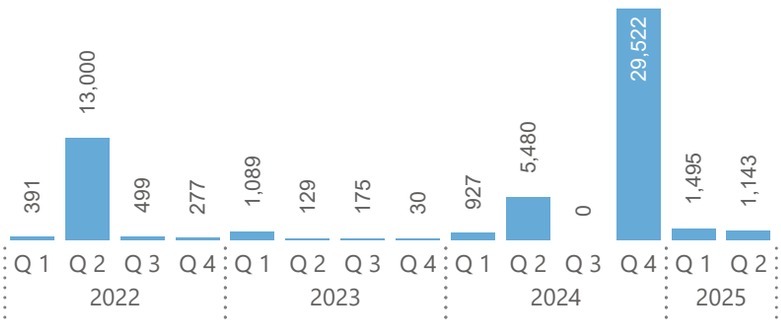

Households enrolled in mobile money over the years

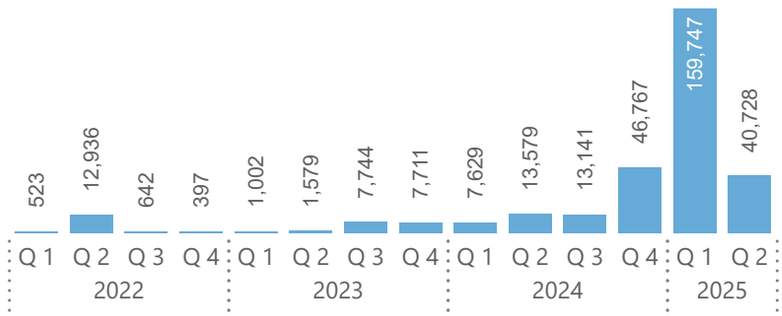

Partners

16
Partners

Action Against Hunger (ACF) | Agency for Cooperation and Research in Development (ACORD) | Caritas | ChildFund International (CFI) | DanChurchAid (DCA) | Danish Refugee Council (DRC) | Give Directly (GD) | His Sickles International Mission (HIM-Uganda) | Jesuit Refugee Service (JRS) | LM International (LMI) | Lutheran World Federation (LWF) | Norwegian Refugee Council (NRC) | Plan International | United Nations International Children's Emergency Fund (UNICEF) | United Nations High Commissioner for Refugees (UNHCR) | United Nations World Food Programme (WFP)

Operational Presence based on activities reported during January - June 2025

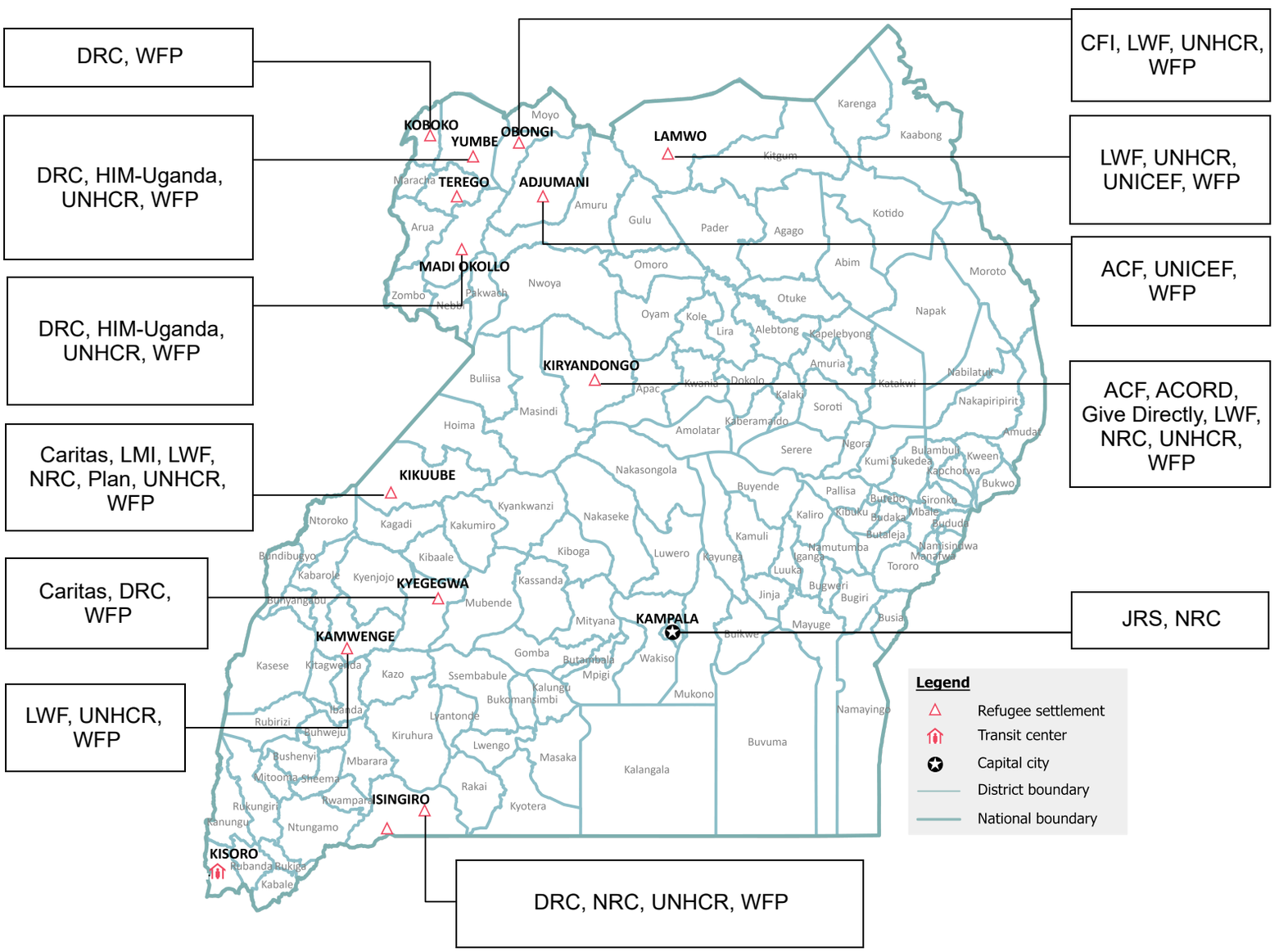

The boundaries and names shown and the designations on this map do not imply official endorsement or acceptance by the United Nations

Achievements data: ActivityInfo **Author:** UNHCR Representation in Uganda **Feedback:** ugakaimug@unhcr.org **For more info:** https://data.unhcr.org/en/country/uga

Sectors contacts: Matilda Jerneck, jerneck@unhcr.org, +256770532244; Stephen Adeun, adeun@unhcr.org, +256771898932

Published: *August 2025*

Cash and Voucher Assistance Dashboard

Q2 2025

Uganda Refugee Response Plan (RRP) 2024-2025

January - June 2025

Performance Indicator Summary

OUTCOME 1: Cash Based Interventions

# of households provided with cash and voucher assistance for basic needs

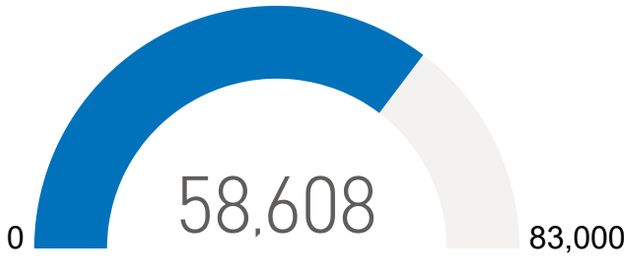

Total amount of cash transfers for basic needs (UGX)

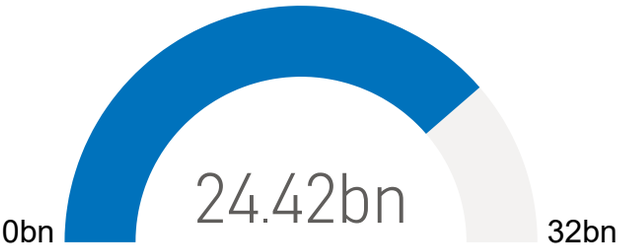

# of households (non PSN) provided with cash and voucher assistance for basic needs

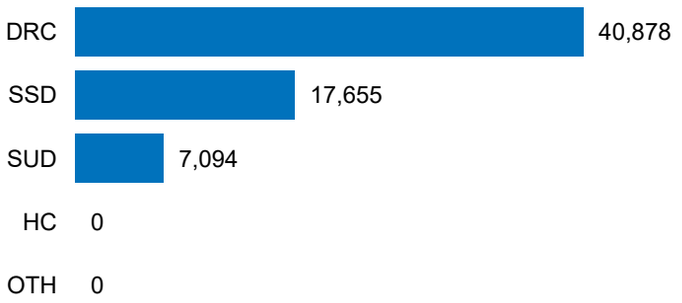

Total amount of cash transfers (UGX) for basic needs

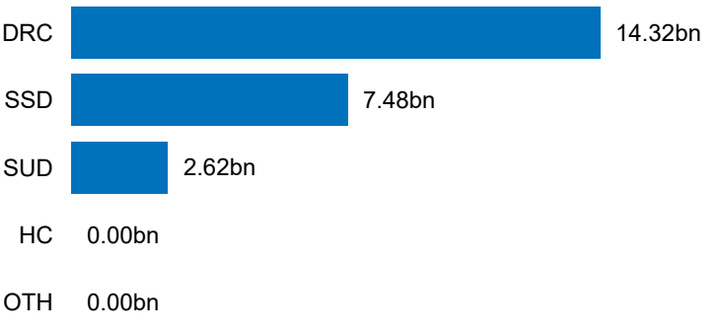

OUTCOME 2: Financial Inclusion

# of newly enrolled households in bank account

# of newly enrolled households in mobile money



Achievements data: ActivityInfo **Author:** UNHCR Representation in Uganda **Feedback:** ugakaimug@unhcr.org **For more info:** https://data.unhcr.org/en/country/uga

Sectors contacts: Matilda Jerneck, jerneck@unhcr.org, +256770532244; Stephen Adeun, adeun@unhcr.org, +256771898932

Published: *August 2025*