Environment & Energy Dashboard

Uganda Refugee Response Plan (RRP) 2024-2025

Q2 2025

January - June 2025

SECTOR OVERVIEW

The E&E Sector's vision is to restore and maintain a healthy natural environment and ensure access to energy for improved social services for refugees and host communities. This vision aligns with the commitment by Government of Uganda during the Global Refugee Forum to include refugees and their specific situations in its nationally determined contributions and adaptation plans to effectively reduce the carbon emissions from deforestation and to enhance access to safe, clean, and affordable energy in refugee hosting districts by 2027. All sector outputs and outcomes contribute towards this pledge.

Result Analysis;

Natural resource management and protection

- By Q2, a total of 9.9 hectares of wetlands, riverbanks, lakeshores, Central Forest Reserves (CFR) were restored and protected, with 3.7 hectares in mid-west and Southwest and 6.2 hectares in the North and West Nile. These efforts aim to enhance ecosystem resilience, support biodiversity, and mitigate the effects of climate change and environmental degradation.

- A total of 4,058,286 seedlings representing 33.8% of the annual target of 12 million seedlings, were raised by partner organizations, and of these, 952,400 seedlings were distributed from nursery beds. These seedlings facilitated establishment of a total of 608.4 hectares of woodlots, which represents a 364 % increase compared to Q1 2025, where only 131.1 hectares had been reported, and a 42% reduction compared to the same period in 2024 where 1,055.4 hectares of woodlot had been established. In terms of maintenance, 906.3 hectares of woodlots were maintained, which reflects a 46% decrease compared to Q2 2024, where 1,666.5 hectares were maintained, and this is attributed to the change in funding landscape and shift of Partner priority from woodlot maintenance. Additionally, 27 environmental sensitization sessions were conducted, with a total of 19 radio talk shows held.

- In terms of woodlot maintenance, 906.3 hectares of woodlots were maintained, which reflects a 46% decrease compared to Q2 2024, where 1,666.5 hectares were maintained, and this is attributed to the change in funding landscape which resulted in a scale down of investments on woodlot maintenance. Additionally, 27 environmental awareness sessions and 19 radio talk shows were conducted to raise public awareness on sustainable practices, promote community engagement in environmental protection, and encourage behavioral change towards conservation efforts.

Access to sustainable energy

- A total of 13,935 households were supported with clean and energy-efficient cooking technologies. which marks a 46% reduction compared to Q2 2024, when 25,908 households were supported. This is attributed to de-prioritization of activities of household energy stove construction. All supported households were reported to be utilizing clean and alternative fuels for cooking.

- Additionally; 2,965 energy-saving stoves produced, 81 institutions reported using energy-efficient cooking technologies, 631 local artisans trained and certified and engaged in stove construction/fabrication, 0.5 tons of briquettes produced, and 34 technicians trained and certified in solar streetlight installation, repair, and maintenance.

Key Challenges;

- The weather patterns continue to be unpredictable with little rainfall received that is insufficient to support the transplanting of seedlings.
- Reduced funding has constrained environment and energy related activities, creating challenges of scalability of interventions.

Sectors contacts: John Paul Magezi (OPM) johnpaulmagezi@gmail.com Sojung Kang (UNHCR) sojung@unhcr.org
Published: *August 2025*

Environment & Energy Dashboard

Uganda Refugee Response Plan (RRP) 2024-2025

Q2 2025

January - June 2025

ENVIRONMENT- KEY PERFORMANCE INDICATORS AND ACTIVITY OUTPUTS

OUTCOME 1: POCs access an environment where natural resources are managed through sustainable settlement land use plans

Actual *Gap*

Output 1: Natural resources restored and managed sustainably

Hectares of woodlots established

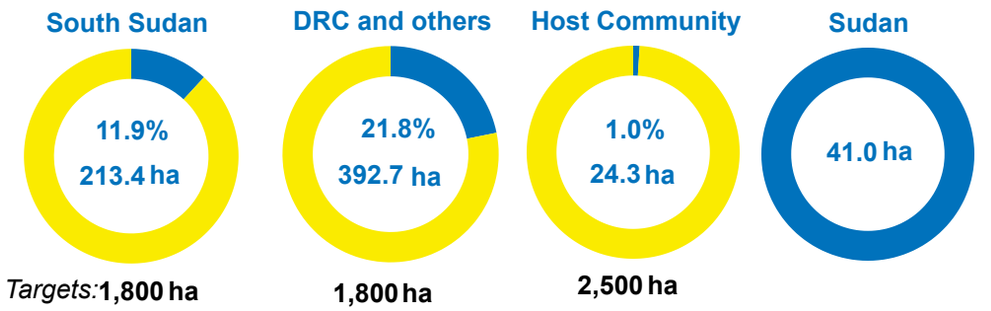

Hectares of woodlots maintained

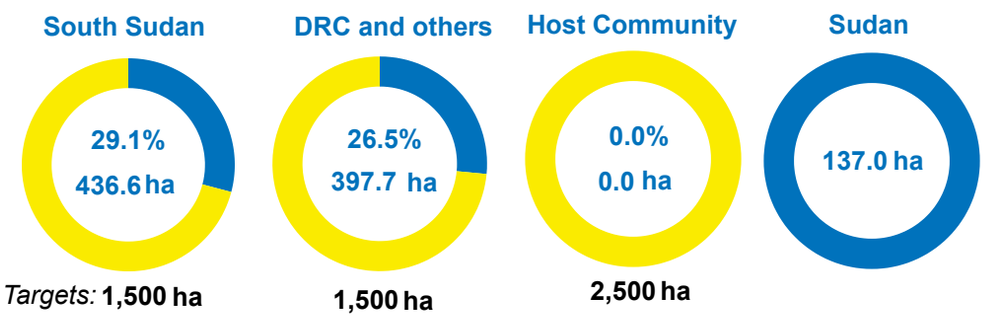

1 Commemorations: World Wetlands Day and World Forests Day

28 Trainings on environmental management carried out

19 Radio shows on environment related programs

3,998,138 Assorted tree seedlings raised

2,256,381 Assorted tree seedlings distributed

1,741,757 Assorted seedlings remained

Hectares of wetlands, lakeshores, and riverbanks restored and protected by beneficiary type

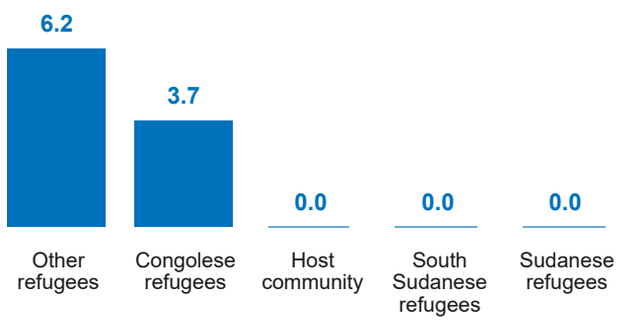

Cash for work beneficiaries under Environment by beneficiary type

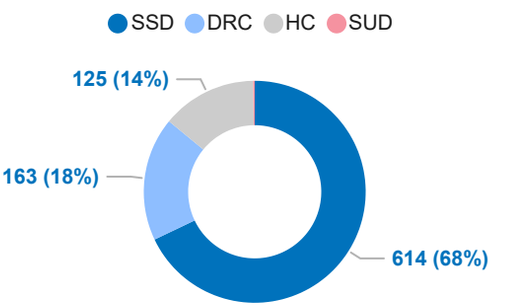

Seedlings planted over the years (in millions)

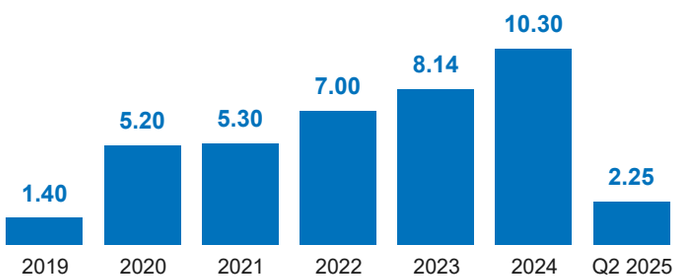

Area restored over the years (in hectares)

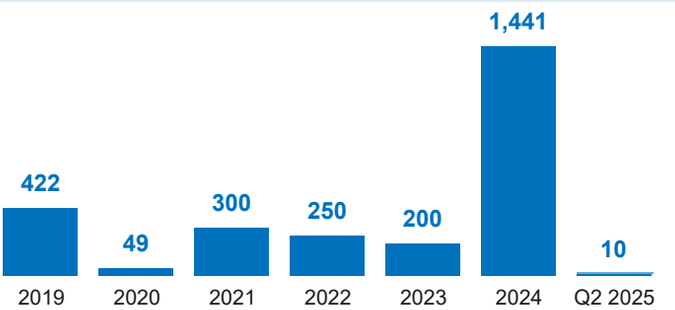

Achievements data: ActivityInfo **Author:** UNHCR Representation in Uganda **Feedback:** ugakaimug@unhcr.org **For more info:** https://data.unhcr.org/en/country/uga

Sectors contacts: John Paul Magezi (OPM) johnpaulmagezi@gmail.com Sojung Kang (UNHCR) sojung@unhcr.org

Published: *August 2025*

Environment & Energy Dashboard

Uganda Refugee Response Plan (RRP) 2024-2025

Q2 2025

January - June 2025

ENERGY KEY PERFORMANCE INDICATORS AND ACTIVITY OUTPUTS

OUTCOME 2: POCs adopt and use affordable, reliable, sustainable and modern energy

Actual *Gap*

Output 1: Access to energy efficient technologies and fuels for cooking

Households supported with clean and/or energy efficient technologies for cooking

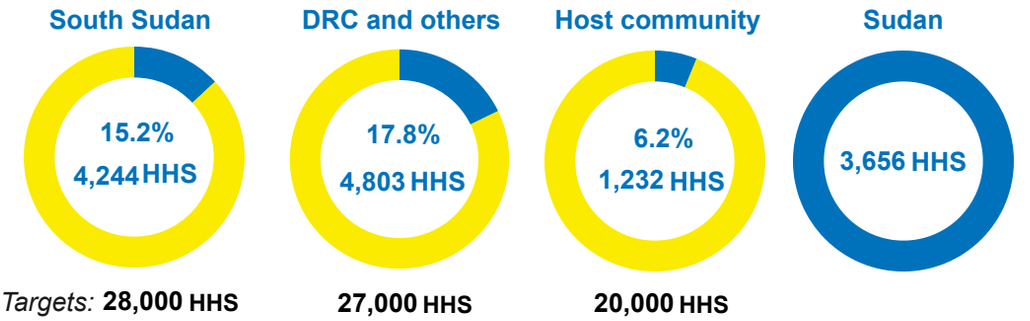

13,935
HHs supported with improved biomass energy- saving stoves

0
Heat-retaining baskets distributed

631
Local stove artisans trained

Households using clean and alternative fuels for cooking

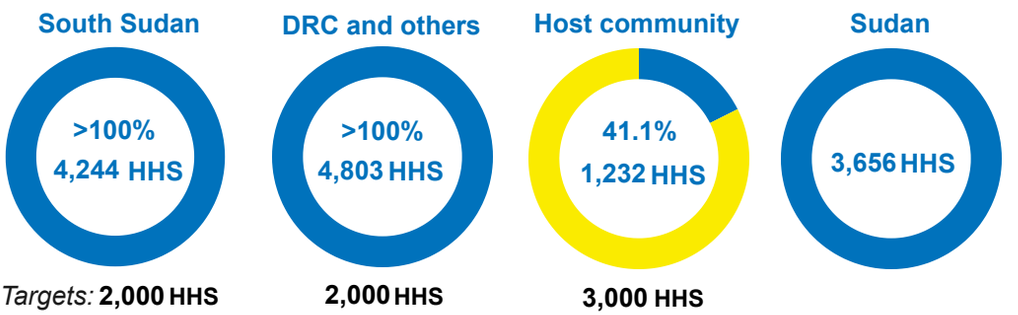

Local stove artisans trained, certified and engaged in construction/ fabrication of energy efficient cooking technologies

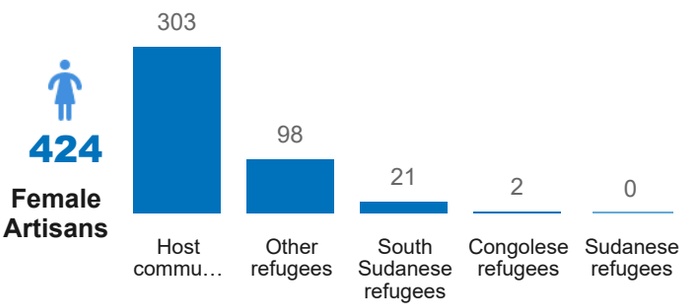

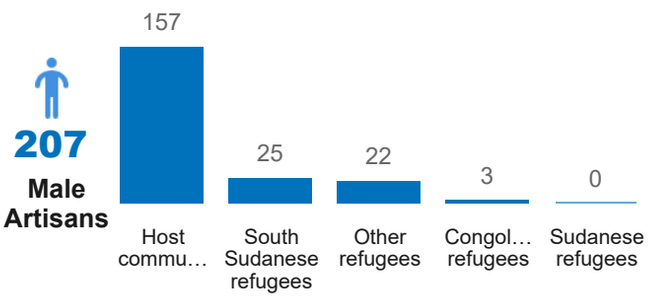

Trained and certified technicians for installation, repair and maintenance of solar street lights

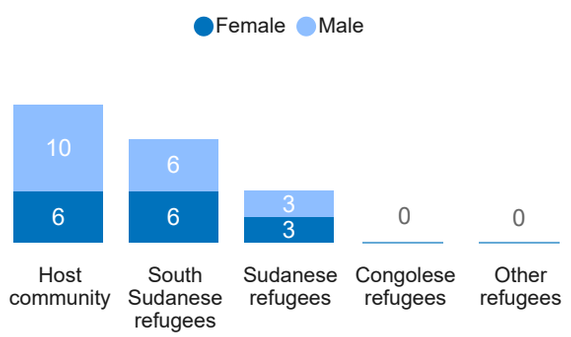

Cash for work beneficiaries under Energy by beneficiary type

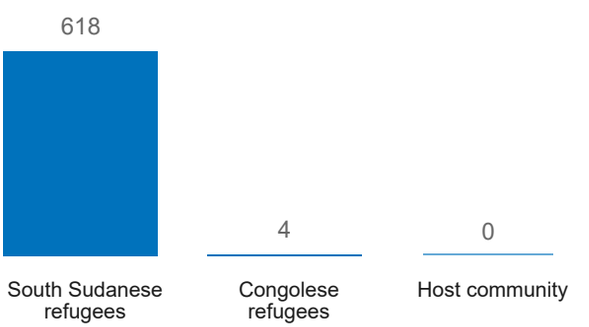

Achievements data: ActivityInfo **Author:** UNHCR Representation in Uganda **Feedback:** ugakaimug@unhcr.org **For more info:** https://data.unhcr.org/en/country/uga

Sectors contacts: John Paul Magezi (OPM) johnpaulmagezi@gmail.com Sojung Kang (UNHCR) sojung@unhcr.org **Published:** *August 2025* **Data sources:** ActivityInfo Partner reporting except for the narrative

Environment & Energy Dashboard

Uganda Refugee Response Plan (RRP) 2024-2025

Q2 2025

January - June 2025

INSTITUTIONAL STRENGTHENING OVERVIEW

OUTCOME 3: Natural resource management and settlement planning integrated across all sectors

Intersector coordination

- **1** WorkGrEEn and SSNFI inter-sector Coordination monthly meetings held
- **3** ECCDPG (Environment & Climate Change Development Partners Group) monthly coordination meetings held
- **1** Energy and Minerals Development Partners Group meeting attended
- **0** Natural Resources, Environment Climate Change, Land and Water Management Programme Working Group meeting attended

Water, Sanitation & Hygiene

- **76%** of water pumped through renewable energy
- **4.3MW** of installed renewable energy for water supply

Protection

- **410** Solar streetlights installed

Education

- **92** School(s) solarized

Partners

Action Against Hunger (ACF) | Adventist Development and Relief Agency (ADRA) | Association of Volunteers in International Service (AVSI) | African Youth Action Network (AYAN) | African Youth Integrated For Socio-economic Development (AYISD) | Caritas Uganda | Community Empowerment for Rural Development (CEFORD) | DanChurch Aid (DCA) | Food and Agriculture Organization of the United Nations (FAO) | I CAN South Sudan | Lamwo District Local Government | Lutheran World Federation (LWF) | Mercy Corps (MC) | National Forestry Authority (NFA) | Nsamizi Training Institute for Social Development (Nsamizi) | Raising Gabdho Foundation (RGF) | Rural Initiative for Community Empowerment in West Nile (RICE-WN) | SEED | World Vision International (WVI) | Youth Social Advocacy Team (YSAT)

FUNDING

20 Partners

62M Total funding required

$3M	$59M
5% Received	95% Gap

Sectors contacts: John Paul Magezi (OPM) johnpaulmagezi@gmail.com Sojung Kang (UNHCR) sojung@unhcr.org
Published: *August 2025*

Environment & Energy Dashboard

Uganda Refugee Response Plan (RRP) 2024-2025

Q2 2025

January - June 2025

SETTLEMENT COMPARISON & TRENDS ANALYSIS

Environment: Output 1: Natural resources restored and managed sustainably

Hectares of woodlots established during Q2 2025 by location

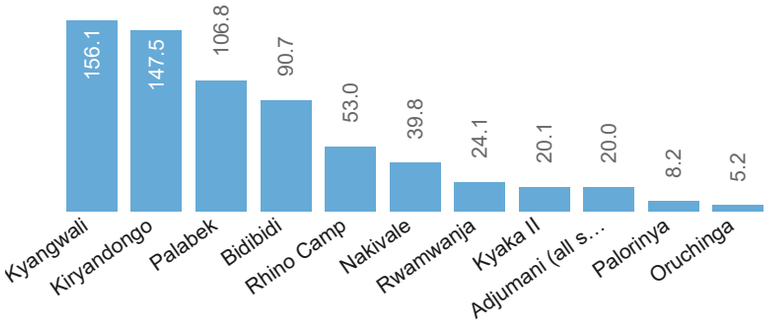

Hectares of woodlots maintained during Q2 2025 by location

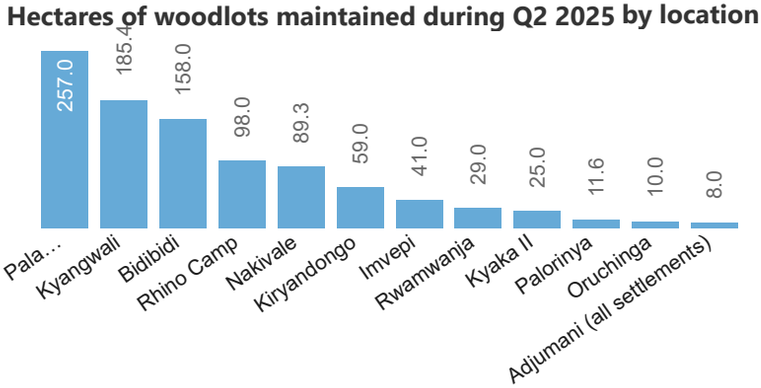

Hectares of woodlots established over the years

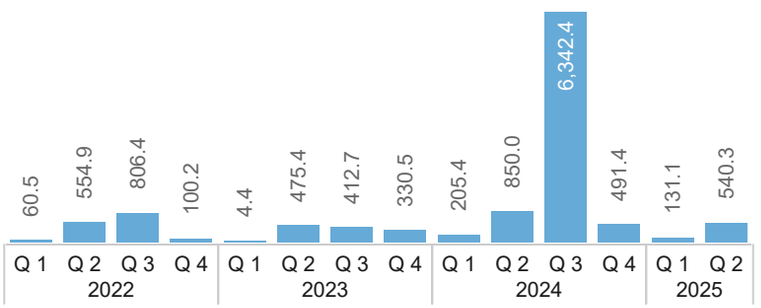

Hectares of woodlots maintained over the years

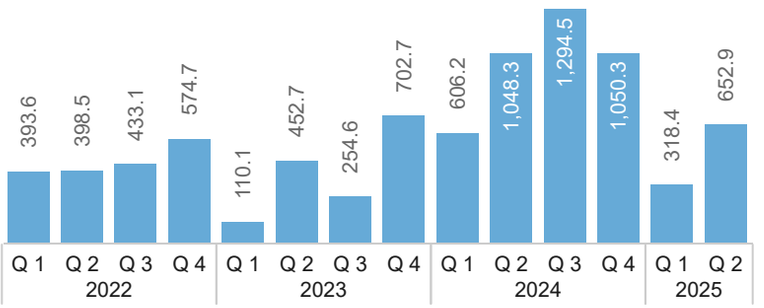

Energy: Output 1: Access to energy efficient technologies and fuels for cooking

Households supported with clean and/or energy efficient technologies for cooking during Q2 2025

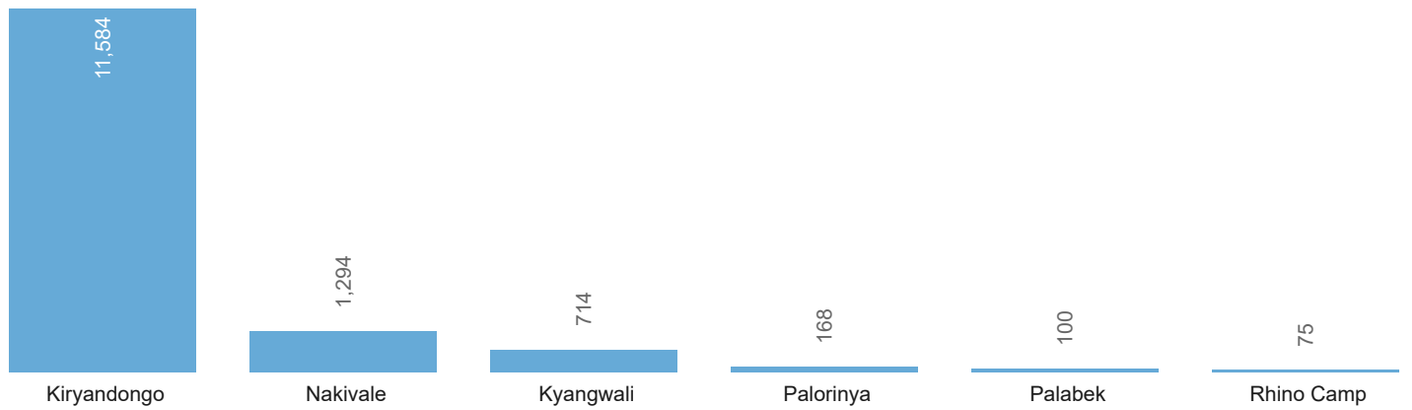

Households that have been supported with clean and/or energy efficient technologies for cooking over the years

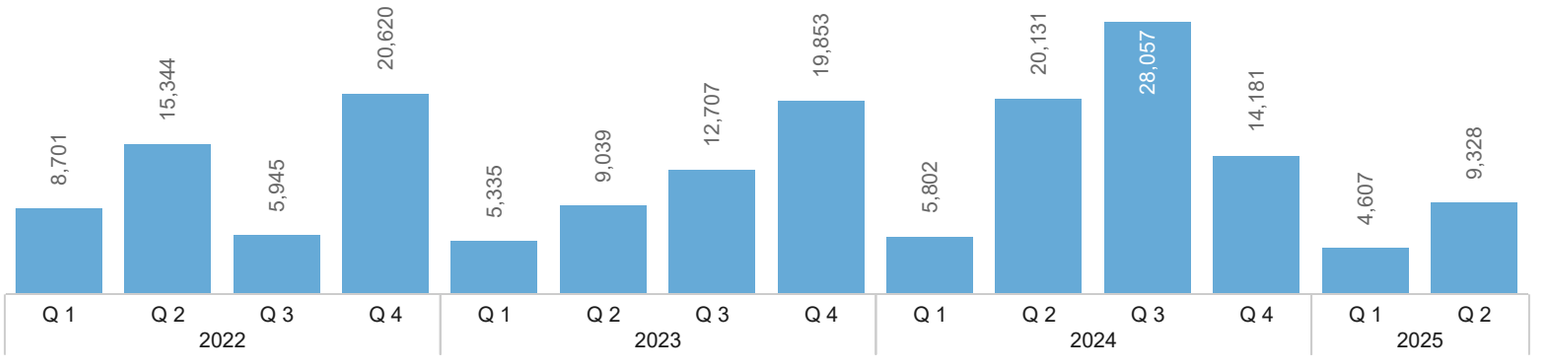

Operational presence by Location

KOBOKO

NFA, RICE-WN

YUMBE

ADRA, CEFORD, DCA, I CAN SSD, MC, NFA, WVI

ADJUMANI

LWF, WVI

MADI OKOLLO & TEREGO

AVSI, DCA, NFA, RICE-WN, YSAT

KIKUUBE

Caritas, LWF, NFA, Nsamizi

KYEGEGWA

AYAN, NFA, Nsamizi

KAMWENGE

NFA, Nsamizi

OBONGI

LWF, NFA, RICE-WN

LAMWO

Lamwo DLG, LWF, NFA

KIRYANDONGO

ACF, AYAN, FAO, LWF, NFA

KAMPALA

None

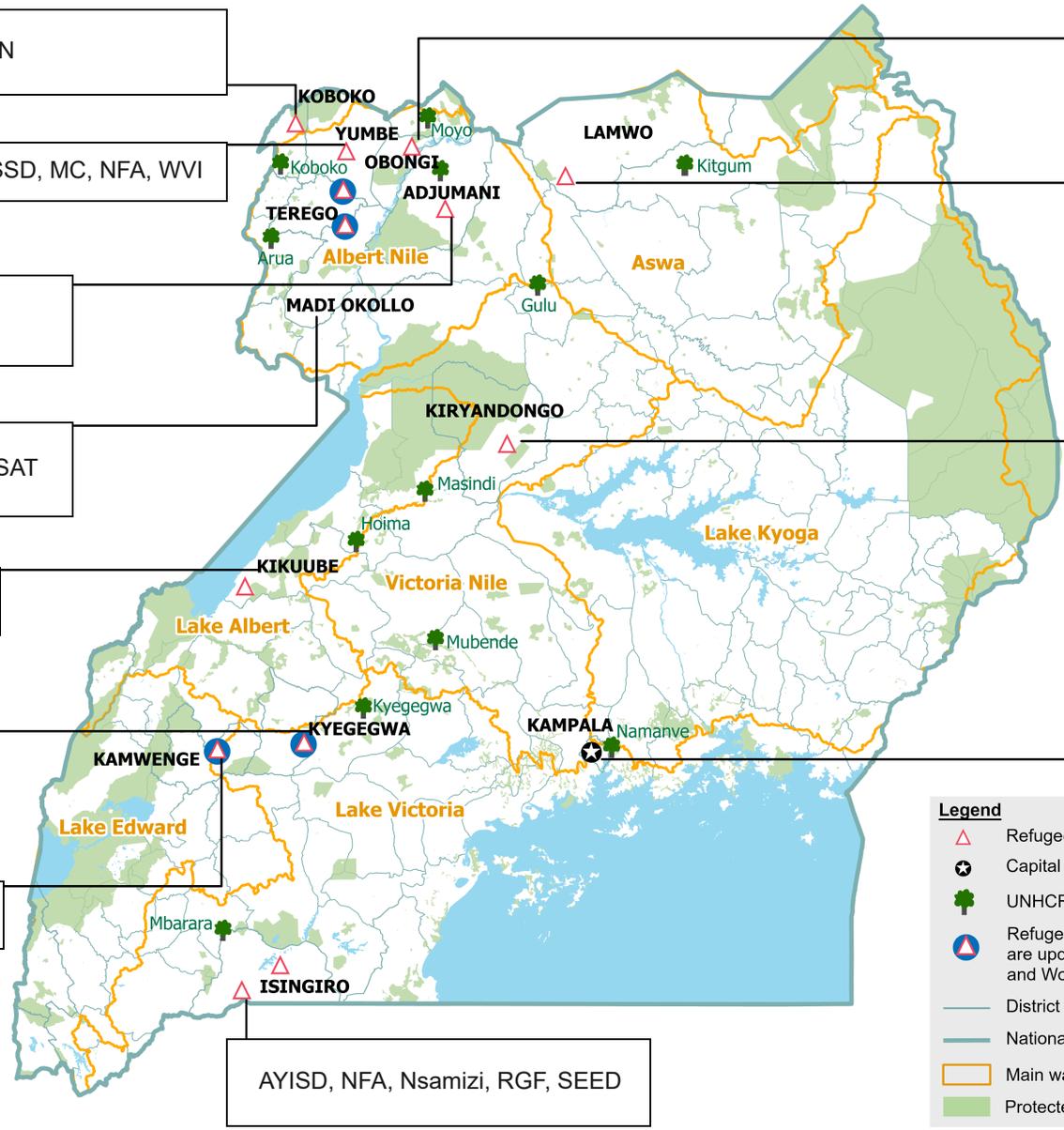

AYISD, NFA, Nsamizi, RGF, SEED

Environment & Energy Dashboard

Uganda Refugee Response Plan (RRP) 2024-2025

Q2 2025

January - June 2025

Performance Indicator summary

OUTCOME 1: ENVIRONMENT

# of Hectares of wetlands restored and protected

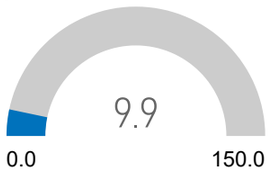

Hectares of woodlots/ plantations established

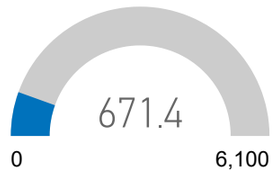

# of Hectares of woodlots/ plantations maintained

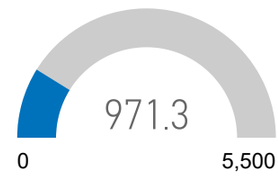

# of awareness and sensitization radio shows conducted

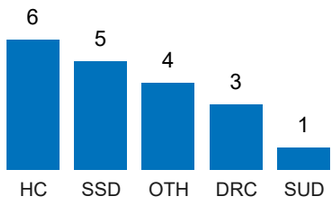

# of environment sensitization trainings conducted

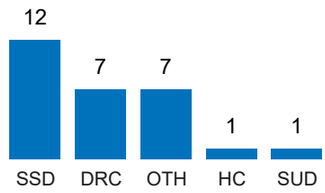

OUTCOME 2: ENERGY

# of HHs supported with clean and energy efficient technologies for cooking

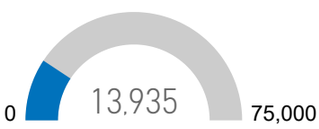

# of HHs using clean and alternative fuels for cooking

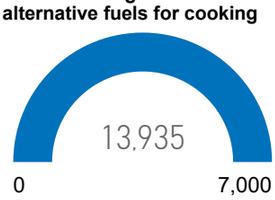

# of institutions using energy efficient cooking technologies

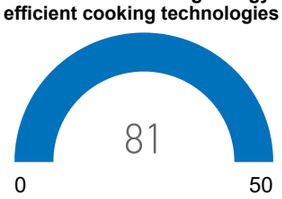

# of local artisans trained, certified in construction of energy efficient technologies

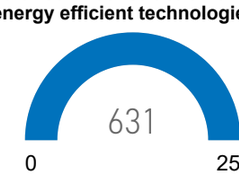

# of sensitizations conducted on energy saving practices

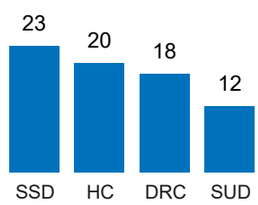

# of trained/ certified technicians for installation, repair and maintenance of so...

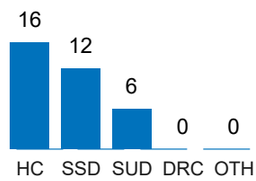

# of energy saving stoves made

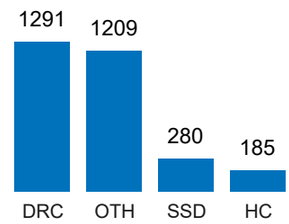

# of energy saving stoves distributed

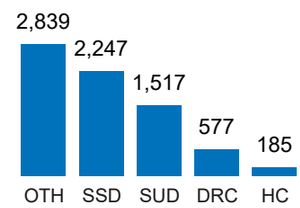

# of beneficiaries receiving through cash for work in Environment and Energy activities

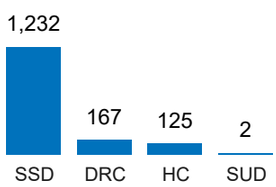

Total cash value of cash for work (UGX)

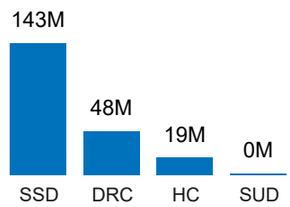

Indicator Performance Matrix*

Indicator name	Target	Value	Variance
# of hectares for wetlands, lakeshores and riverbanks restored and protected	100	101	-1
# of hectares of CFRs and LFRs restored and maintained	50	0	50
# of hectares of woodlots/plantations established	6,100	671	5,429
# of hectares woodlots/plantations maintained	5,500	971	4,529
# of hh supported with clean and/or energy efficient technologies for cooking	75,000	13,935	61,065
# of hh using clean and alternative fuels for cooking	7,000	13,935	-6,935
# of institutions using energy efficient cooking technologies	50	81	-31
# of local artisans trained, certified and engaged in construction/ fabrication of energy efficient cooking technologies	25	631	-606
# of tonnes of briquettes produced for cooking (broken down by used for own consumption and sold)	95	459	-364

Note: *Data in the indicator performance matrix* shows cumulative progress as of current reporting period*