Uganda Country Refugee Response Plan (UCRRP)
Critical Indicator Tracking Matrix - **Nyumanzi Reception Centre**

As of *11/07/2025 - 17/07/2025*

New arrivals

11,254
Arrivals since Jan 2025

131
Arrivals in the last reporting week

Occupancy

58%
The center is operating over capacity, accomodating a population of
579 compared to its capacity of
1,000 individuals

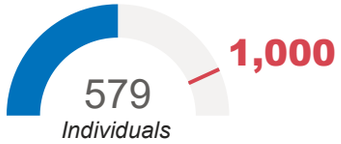

Daily new arrivals

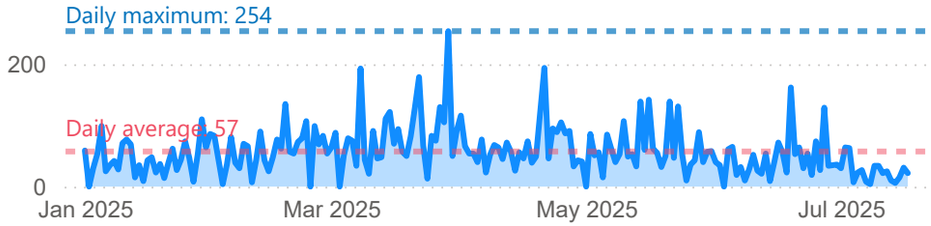

Sector	Indicator	Indicator Description / Standard	Target / Standard	Current status	What is being done - Comments	Status
Food	Food (Kilocalories/Person/Day)	2,100 kilo calories - The 2,100 kilocalories per person per day standard ensures basic energy and nutritional needs are met, typically provided through three balanced meals within the centres.	2,100	2,100	New arrivals at this reception centre are receiving 3 hot meals a day.	Green
Health	% Of Arrivals Medically Screened	100 per cent	100	100	All individuals screened prior to registration. No disease outbreak was reported.	Green
	Crude Mortality Rate	1 death/10000/day	1	0	No death was reported during the week.	Green
	Measles Vaccine Coverage Rate	100 per cent	95	100	74 children were vaccinated against measles. There are adequate vaccines, vaccine supplies and commodities available.	Green
	Skilled Birth Attendance	100 per cent	100	0	No delivery was registered.	Green
	Under Five Mortality Rate	2 deaths/10000/day	2	0	No death was reported during the week.	Green
Nutrition	Global Acute Malnutrition	< 10%	10	12	12 (8 moderate & 4 severe) children were malnourished out of the 97 children screened for malnutrition during the bi-weekly mass nutrition screening at the reception centre. Among the new arrivals, 1 MA cases was registered out of 17 children screened for malnutrition.	Red
	Severe Acute Malnutrition Rate	< 2%	2	4	SAM rate is at 4.1% among the children at the reception centre during the bi-weekly screening.	Red
Protection	% Of Persons Individually Registered	100 per cent of the new arrivals should be registered in ProGres V4	100	35	Registration resumed last week and is progressing smoothly.	Red
Shelter	Accomodation Space	3.5 SQM/person (Has holding capacity of 1,000 individuals)	1,000	579	The transit centre is within capacity.	Green
WASH	Bathing Facilities	One facility per 50 people	12	64	No gap	Green
	Health Promoters Per Refugees	One for 500	1	6	No gap	Green
	Latrine Coverage	One latrine stance for 20 persons	29	73	No gap	Green
	Water Coverage	Min of 15 litres/person/day	15	62	No gap	Green

Indicates that there's a gap *Indicates that there's no gap*

Indicator data: OPM, partners, UNHCR **Author:** UNHCR Representation in Uganda **Feedback:** ugakaimug@unhcr.org **For more info, please visit:** www.ugandarefugees.org

Uganda Country Refugee Response Plan (UCRRP)
Critical Indicator Tracking Matrix - **Nyakabande Transit Centre**

As of *11/07/2025 - 17/07/2025*

New arrivals

42,859
Arrivals since Jan 2025

133
Arrivals in the last reporting week

Occupancy

11%
The center is operating within capacity, accomodating a population of
156 compared to its capacity of
1,420 individuals

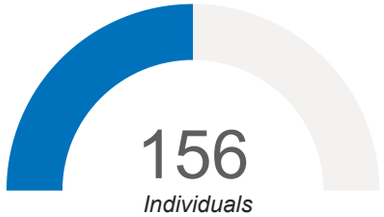

Daily new arrivals

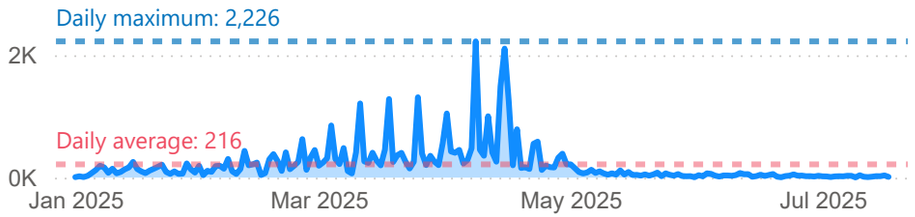

Sector	Indicator	Indicator Description / Standard	Target / Standard	Current status	What is being done - Comments	Status
Food	Food (Kilocalories/Person/Day)	2,100 kilo calories - The 2,100 kilocalories per person per day standard ensures basic energy and nutritional needs are met, typically provided through three balanced meals within the centres.	2,100	2,100	New arrivals at this transit centre are receiving 3 hot meals a day.	Gap: No
Health	% Of Arrivals Medically Screened	100 per cent	100	100	All individuals screened prior to registration. No disease outbreak was reported.	Gap: No
	Crude Mortality Rate	1 death/10000/day	1	0	No death was reported this week.	Gap: No
	Measles Vaccine Coverage Rate	100 per cent	95	100	76 children were vaccinated against measles. There are adequate vaccines, vaccine supplies and commodities available.	Gap: No
	Skilled Birth Attendance	100 per cent	100	0	No delivery was registered.	Gap: No
	Under Five Mortality Rate	2 deaths/10000/day	2	0	No death was registered among children under 5 years during the week.	Gap: No
Nutrition	Global Acute Malnutrition	< 10%	10	10	GAM is 10.3% among children in the reception centre with 3 (3 moderate and 0 severe) malnourished children identified out of 29 children screened. 2 children were found to be moderately malnourished among the 25 children screened on arrival.	Gap: Yes
	Severe Acute Malnutrition Rate	< 2%	2	0	SAM is at 0% among children in the reception centre follwoing the bi-weekly nutrition screening.	Gap: No
Protection	% Of Persons Individually Registered	100 per cent of the new arrivals should be registered in ProGres V4	100	62	Registration activities are progressing smoothly.	Gap: Yes
Shelter	Accomodation Space	3.5 SQM/person (Has holding capacity of 1,420 individuals)	1,420	156	The transit centre is within capacity.	Gap: No
WASH	Bathing Facilities	One facility per 50 people	3	23	No gap	Gap: No
	Health Promoters Per Refugees	One for 500	1	7	No gap	Gap: No
	Latrine Coverage	One latrine stance for 20 persons	8	95	No gap	Gap: No
	Water Coverage	Min of 15 litres/person/day	15	141	No gap	Gap: No

Indicates that there's a gap *Indicates that there's no gap*

Indicator data: OPM, partners, UNHCR **Author:** UNHCR Representation in Uganda **Feedback:** ugakaimug@unhcr.org **For more info, please visit:** www.ugandarefugees.org

Uganda Country Refugee Response Plan (UCRRP)
Critical Indicator Tracking Matrix - **Matanda Transit Centre**

As of *11/07/2025 - 17/07/2025*

New arrivals

16,581
Arrivals since Jan 2025

14
Arrivals in the last reporting week

Occupancy

23%
The center is operating within capacity, accomodating a population of
205 compared to its capacity of
900 individuals

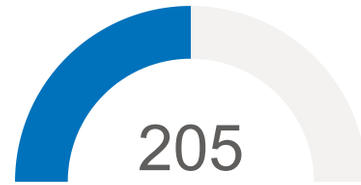

Daily new arrivals

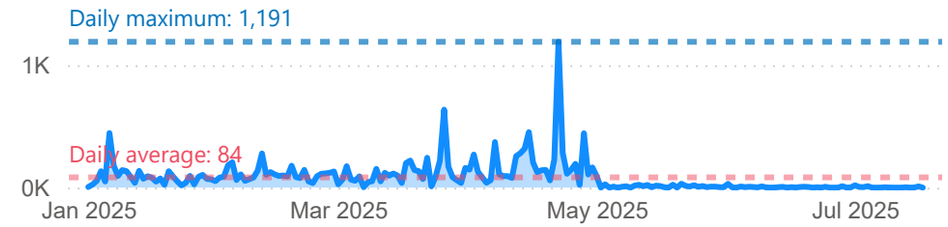

Sector	Indicator	Indicator Description / Standard	Target / Standard	Current status	What is being done - Comments	Status
Food	Food (Kilocalories/Person/Day)	2,100 kilo calories - The 2,100 kilocalories per person per day standard ensures basic energy and nutritional needs are met, typically provided through three balanced meals within the centres.	2,100	2,100	New arrivals at this transit centre are receiving 3 hot meals a day.	
Health	% Of Arrivals Medically Screened	100 per cent	100	100	All individuals screened prior to registration. No disease outbreak was reported.	
	Crude Mortality Rate	1 death/10000/day	1	0	No death was reported during the week.	
	Measles Vaccine Coverage Rate	100 per cent	95	100	3 child was vaccinated against measles. There are adequate vaccines, vaccine supplies and commodities available.	
	Skilled Birth Attendance	100 per cent	100	0	No delivery was registered.	
	Under Five Mortality Rate	2 deaths/10000/day	2	0	No death of children under 5 years was reported during the week.	
Nutrition	Global Acute Malnutrition	< 10%	10	8	GAM is 8.3% among children in the reception centre with no severely malnourished child identified out of 24 children screened at the reception center. 5(3 MAM & 2 SAM) children were found to be malnourished among the new arrivals.	
	Severe Acute Malnutrition Rate	< 2%	2	0	SAM is at 0% among children in the reception centre with no severely malnourished child identified out of 24 children screened at the reception centre from the bi-weekly screening. No child was found to be malnourished among the new arrivals.	
Protection	% Of Persons Individually Registered	100 per cent of the new arrivals should be registered in ProGres V4	100	15	Registration activities are progressing smoothly.	
Shelter	Accomodation Space	3.5 SQM/person (Has holding capacity of 900 individuals)	900	205	The transit centre is within capacity.	
WASH	Bathing Facilities	One facility per 50 people	4	25	No gap	
	Health Promoters Per Refugees	One for 500	1	2	No gap	
	Latrine Coverage	One latrine stance for 20 persons	10	25	No gap	
	Water Coverage	Min of 15 litres/person/day	15	195	No gap	

Indicates that there's a gap *Indicates that there's no gap*

Uganda Country Refugee Response Plan (UCRRP)
Critical Indicator Tracking Matrix - **Kiryandongo Reception Centre**

As of *11/07/2025 - 17/07/2025*

New arrivals

17,332
Arrivals since Jan 2025

459
Arrivals in the last reporting week

Occupancy

117%
The center is operating over capacity, accomodating a population of
612 compared to its capacity of
521 individuals

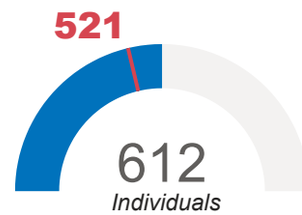

Daily new arrivals

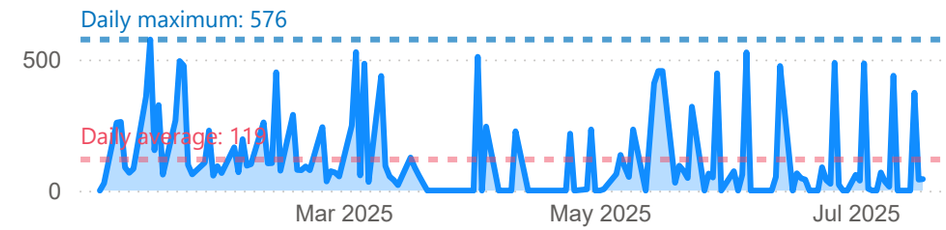

Sector	Indicator	Indicator Description / Standard	Target / Standard	Current status	What is being done - Comments	Status
Food	Food (Kilocalories/Person/Day)	2,100 kilo calories - The 2,100 kilocalories per person per day standard ensures basic energy and nutritional needs are met, typically provided through three balanced meals within the centres.	2,100	2,100	New arrivals at this reception centre are receiving 3 hot meals a day.	
Nutrition	Global Acute Malnutrition	< 10%	10	26	GAM is 26.3% among children in the reception centre with 29 (25 moderate and 4 severe) malnourished children identified out of 95 children screened.	
	Severe Acute Malnutrition Rate	< 2%	2	4	SAM is at 4.2% among children in the reception centre out of the 95 children screened.	
Protection	% Of Persons Individually Registered	100 per cent of the new arrivals should be registered in ProGres V4	100	97	Registration actvities are progressing smoothly with minimal gaps.	
Shelter	Accomodation Space	3.5 SQM/person (Has holding capacity of 521 individuals)	521	612	The transit centre is at 117% occupancy capacity.	
WASH	Bathing Facilities	One facility per 50 people	12	33	No gap	
	Health Promoters Per Refugees	One for 500	1	2	No gap	
	Latrine Coverage	One latrine stance for 20 persons	31	26	There's a gap of 5 latrine stances.	
	Water Coverage	Min of 15 litres/person/day	15	49	No gap	

Note: *Health indicators are screened at the transit centres and therefore not repeated at the reception centre.*

Indicates that there's a gap *Indicates that there's no gap*

Uganda Country Refugee Response Plan (UCRRP)
Critical Indicator Tracking Matrix - **Lokung Collection Point**

As of *11/07/2025 - 17/07/2025*

New arrivals

7,028
Arrivals since Jan 2025

74
Arrivals in the last reporting week

Occupancy

148%
The center is operating over capacity, accomodating a population of
637 compared to its capacity of
430 individuals

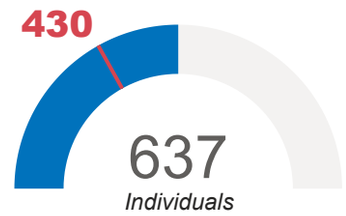

Daily new arrivals

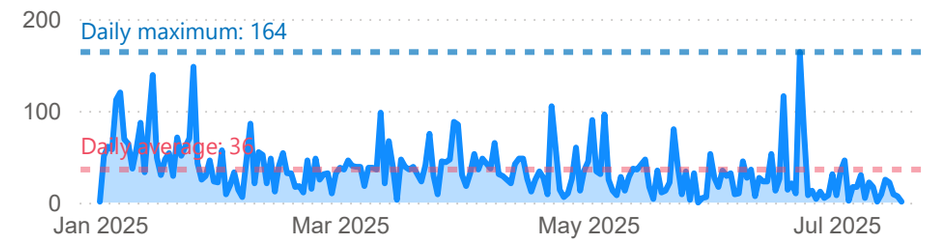

Sector	Indicator	Indicator Description / Standard	Target / Standard	Current status	What is being done - Comments	Status
Food	Food (Kilocalories/Person/Day)	2,100 kilo calories - The 2,100 kilocalories per person per day standard ensures basic energy and nutritional needs are met, typically provided through three balanced meals within the centres.	2,100	2,100	New arrivals at this reception centre are receiving 3 hot meals a day.	Green
Health	% Of Arrivals Medically Screened	100 per cent	100	100	All individuals screened prior to registration. No disease outbreak was reported.	Green
	Crude Mortality Rate	1 death/10000/day	1	0	No death was reported during the week.	Green
	Measles Vaccine Coverage Rate	100 per cent	95	100	27 children were vaccinated against measles. There are adequate vaccines, vaccine supplies and commodities available.	Green
	Skilled Birth Attendance	100 per cent	100	0	No delivery was registered.	Green
	Under Five Mortality Rate	2 deaths/10000/day	2	0	No death was reported during the week.	Green
Nutrition	Global Acute Malnutrition	< 10%	10	14	GAM is 13.7% among children in the reception centre with 7 malnourished children identified out of 51 children screened. No child was found to be malnourished among the new arrivals screened.	Red
	Severe Acute Malnutrition Rate	< 2%	2	0	SAM is at 0% among children in the reception centre follwoing the bi-weekly nutrition screening.	Green
Protection	% Of Persons Individually Registered	100 per cent of the new arrivals should be registered in ProGres V4	100	2	Registration activities are progressing smoothly, however, during the reporting period, focus shifted to other registration activities.	Red
Shelter	Accomodation Space	3.5 SQM/person (Has holding capacity of 430 individuals)	430	637	The transit centre is at 148% occupancy capacity.	Red
WASH	Bathing Facilities	One facility per 50 people	13	112	No gap	Green
	Health Promoters Per Refugees	One for 500	1	4	No gap	Green
	Latrine Coverage	One latrine stance for 20 persons	32	89	No gap	Green
	Water Coverage	Min of 15 litres/person/day	15	16	No gap	Green

Indicates that there's a gap *Indicates that there's no gap*

Uganda Country Refugee Response Plan (UCRRP)
Critical Indicator Tracking Matrix - **Bubukwanga Transit Centre**

As of *11/07/2025 - 17/07/2025*

New arrivals

2,415
Arrivals since Jan 2025

62
Arrivals in the last reporting week

Occupancy

31%
The center is operating within capacity, accomodating a population of
204 compared to its capacity of
650 individuals

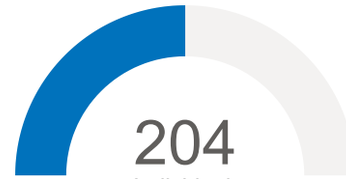

Daily new arrivals

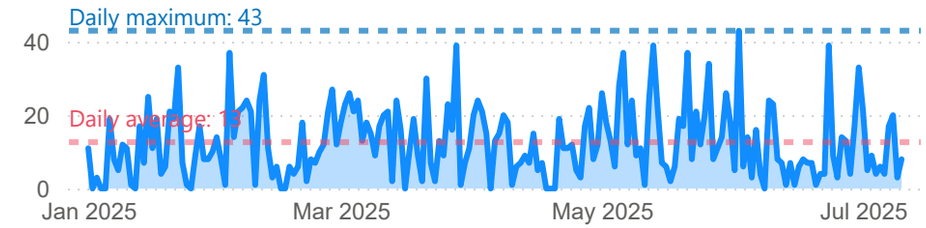

Sector	Indicator	Indicator Description / Standard	Target / Standard	Current status	What is being done - Comments	Status
Food	Food (Kilocalories/Person/Day)	2,100 kilo calories - The 2,100 kilocalories per person per day standard ensures basic energy and nutritional needs are met, typically provided through three balanced meals within the centres.	2,100	2,100	New arrivals at this reception centre are receiving 3 hot meals a day.	Green
Health	% Of Arrivals Medically Screened	100 per cent	100	100	All individuals screened prior to registration. No disease outbreak was reported.	Green
	Crude Mortality Rate	1 death/10000/day	1	0	No death was reported during the week.	Green
	Measles Vaccine Coverage Rate	100 per cent	95	100	18 children were vaccinated against measles. There are adequate vaccines, vaccine supplies and commodities available.	Green
	Skilled Birth Attendance	100 per cent	100	0	No delivery was registered.	Green
	Under Five Mortality Rate	2 deaths/10000/day	2	0	No death was reported during the week.	Green
Nutrition	Global Acute Malnutrition	< 10%	10	0	GAM is 0% among children in the reception centre with no child found to be malnourished out of the 6 children screened on arrival.	Green
	Severe Acute Malnutrition Rate	< 2%	2	0	SAM rate is at 0% among the children screened.	Green
Protection	% Of Persons Individually Registered	100 per cent of the new arrivals should be registered in ProGres V4	100	37	Registration actvities are progressing smoothly.	Red
Shelter	Accomodation Space	3.5 SQM/person (Has holding capacity of 650 individuals)	650	204	The transit centre is within capacity.	Green
WASH	Bathing Facilities	One facility per 50 people	4	25	No gap	Green
	Health Promoters Per Refugees	One for 500	1	4	No gap	Green
	Latrine Coverage	One latrine stance for 20 persons	10	25	No gap	Green
	Water Coverage	Min of 15 litres/person/day	15	132	No gap	Green

Indicates that there's a gap *Indicates that there's no gap*

Indicator data: OPM, partners, UNHCR **Author:** UNHCR Representation in Uganda **Feedback:** ugakaimug@unhcr.org **For more info, please visit:** www.ugandarefugees.org

Uganda Country Refugee Response Plan (UCRRP)
Critical Indicator Tracking Matrix - **Kabazana Reception Centre**

As of *11/07/2025 - 17/07/2025*

New arrivals

53,187
Arrivals since Jan 2025

382
Arrivals in the last reporting week

Occupancy

117%
The center is operating over capacity, accomodating a population of
1,752 compared to its capacity of
1,500 individuals

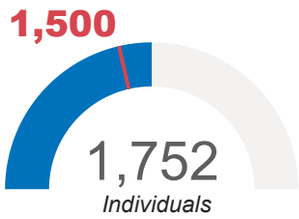

Daily new arrivals

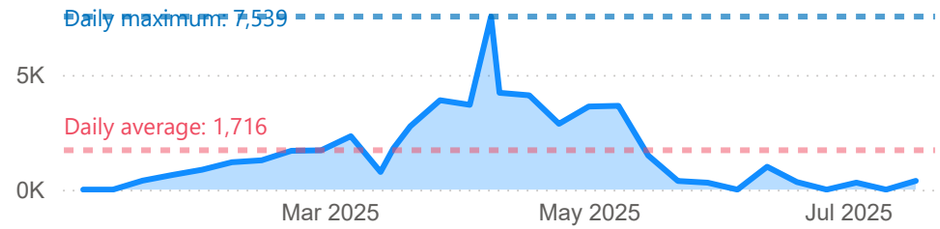

Sector	Indicator	Indicator Description / Standard	Target / Standard	Current status	What is being done - Comments	Status
Food	Food (Kilocalories/Person/Day)	2,100 kilo calories - The 2,100 kilocalories per person per day standard ensures basic energy and nutritional needs are met, typically provided through three balanced meals within the centres.	2,100	2,100	New arrivals at this reception centre are receiving 3 hot meals a day.	
Nutrition	Global Acute Malnutrition	< 10%	10	10	GAM is 10.2% among children in the reception centre with 30 (26 moderate and 4 severe) malnourished children identified out of 294 children screened.	
	Severe Acute Malnutrition Rate	< 2%	2	1	SAM is at 1.4% among children in the reception centre out of the 294 children screened.	
Protection	% Of Persons Individually Registered	100 per cent of the new arrivals should be registered in ProGres V4	100	100	Arrivals relocated to Kabazana have already been registered.	
Shelter	Accomodation Space	3.5 SQM/person (Has holding capacity of 1,500 individuals)	1,500	1,752	The transit centre is at 117% occupancy capacity.	
WASH	Bathing Facilities	One facility per 50 people	35	62	No gap	
	Health Promoters Per Refugees	One for 500	4	201	No gap	
	Latrine Coverage	One latrine stance for 20 persons	87	36	There's a gap of 52 latrine stances.	
	Water Coverage	Min of 15 litres/person/day	15	9	There's a gap of 10,512 litres of water.	

Note: *Health indicators are screened at the transit centres and therefore not repeated at the reception centre.*

Indicates that there's a gap *Indicates that there's no gap*

Uganda Country Refugee Response Plan (UCRRP)
Critical Indicator Tracking Matrix - **Kagoma Reception Centre**

As of *11/07/2025 - 17/07/2025*

New arrivals

3,905
Arrivals since Jan 2025

12
Arrivals in the last reporting week

Occupancy

47%
The center is operating within capacity, accomodating a population of
581 compared to its capacity of
1,230 individuals

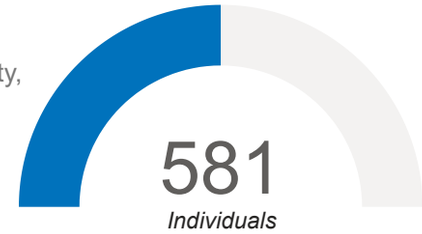

Daily new arrivals

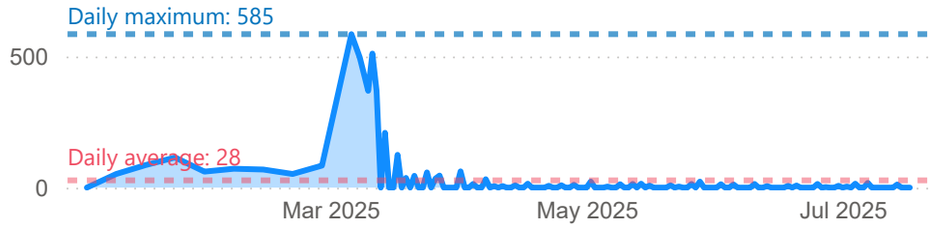

Sector	Indicator	Indicator Description / Standard	Target / Standard	Current status	What is being done - Comments	Status
Food	Food (Kilocalories/Person/Day)	2,100 kilo calories - The 2,100 kilocalories per person per day standard ensures basic energy and nutritional needs are met, typically provided through three balanced meals within the centres.	2,100	2,100	New arrivals at this reception centre are receiving 3 hot meals a day.	
Nutrition	Global Acute Malnutrition	< 10%	10	0	GAM is 0% among children in the reception centre with no child found to be malnourished.	
	Severe Acute Malnutrition Rate	< 2%	2	0	No SAM cases registered.	
Protection	% Of Persons Individually Registered	100 per cent of the new arrivals should be registered in ProGres V4	100	100	Registration of arrivals are progressing on smoothly.	
Shelter	Accomodation Space	3.5 SQM/person (Has holding capacity of 1,230 individuals)	1,230	581	The transit centre is within capacity.	
WASH	Bathing Facilities	One facility per 50 people	12	29	No gap	
	Health Promoters Per Refugees	One for 500	1	4	No gap	
	Latrine Coverage	One latrine stance for 20 persons	29	54	No gap	
	Water Coverage	Min of 15 litres/person/day	15	69	No gap	

Note: *Health indicators are screened at the transit centres and therefore not repeated at the reception centre.*

Indicates that there's a gap *Indicates that there's no gap*