



UNHCR CAMEROON MONTHLY UPDATES

KEY HIGHLIGHTS August 2025



Source des données des réfugiés: Gouvernement du Cameroun avec le support du HCR ::

Contact for more info DIMA Unit Cameroon cmr_yaim@unhcr.org

UNHCR Cameroon needs to support refugees, asylum seekers, and internally displaced persons (IDPs) in the country. This update provides detailed demographic, socio-economic, and educational data, as well as information on persons with specific needs, underscoring the complex and multifaceted nature of the refugee and IDP crisis in Cameroon. The monthly update highlights the demographic diversity, educational and occupational challenges, and specific needs of the displaced populations. The data emphasizes the importance of targeting interventions and creating support mechanisms to address the varied and pressing needs of these vulnerable groups. The Cameroonian government and international organizations must collaborate to provide necessary aid and ensure the well-being of these populations.



Population Overview:

Refugees and Asylum Seekers: Cameroon hosts **408,814** refugees and **20,071** asylum seekers.

Internally Displaced Persons (IDPs): The country has **969,273** IDPs, with an additional **699,545** returnees.

Major Countries of Origin: Refugees primarily come from the Central African Republic **284,006** , Nigeria **127,493** , Chad **4,445** , and Niger **9,868** .



Demographic Distribution:

A significant portion of the refugees are women and children. Specifically, **53%** of the refugee population are women and girls, and **53%** are children.

Age Groups: Refugees are categorized into various age groups, with notable populations in the 0-4, 5-11, 12-17, 18-59, and 60+ age ranges.



Education Levels:

The educational attainment of refugees varies, with **47%** having no education, **27%** having primary education, and smaller percentages having informal, secondary, university, or technical/vocational education.



Occupations:

47% of refugees are engaged in various occupations such as homemakers, traders, drivers, pensioners, maneuvers, and breeders. **17%** are students, **14%** are unemployed, and **9%** are farmers.



Ethnicity and Religion:

Ethnicity: The majority of ethnicities are Peulh **41%** , Kanuri **12%** .

Religion: The religious makeup includes **74%** Muslims, **24%** Christians, and **2%** others.



Persons with Specific Needs:

Categories: There are several categories of persons with specific needs including children at risk, women at risk, single parents, older persons, unaccompanied or separated children, and persons with disabilities.

Top Concerns: The highest numbers are children at risk of not attending school **27,855** , individuals with vision disabilities **5,243** , and older persons with children **3,170** .



Legal and Marital Status:

Legal Status: Refugees and asylum seekers are categorized based on their arrival years, with significant influxes noted in 2014 and subsequent years. Marital Status: The majority of the refugee population is single **67%** , followed by married individuals **25%**.



Regional distribution:

The distribution of refugees and IDPs across various regions in Cameroon shows significant numbers in different regions. The East region hosts the largest refugee population with **160,616** individuals. The Far-North has **122,919** refugees, while Adamaoua has **57,368** . The North region accommodates **37,304** refugees, and the Centre has **28,138** . The Littoral region has **20,662** refugees.



Challenges and Needs:

UNHCR MCO in Cameroon grapples with significant challenges in managing and supporting its large refugee and internally displaced populations. Due to increasing global crises, UNHCR Cameroon faces immense strain, with regions like the East and Extreme-Nord hosting **160,616** and **122,919** refugees respectively, the strain on resources is immense. These populations include a high percentage of children and women, requiring specialized services such as education, healthcare, and protection. The diverse educational levels among refugees, ranging from no education to university, indicate a need for comprehensive educational programs. Additionally, significant numbers of refugees are unemployed or engaged in low-income occupations, highlighting the necessity for vocational training and employment opportunities. The presence of vulnerable groups, such as unaccompanied children, single parents, and individuals with disabilities, further underscores the urgent need for targeted humanitarian aid and robust social support systems to address their specific needs and ensure their well-being.





UNHCR CAMEROON IN A GLANCE

August 2025



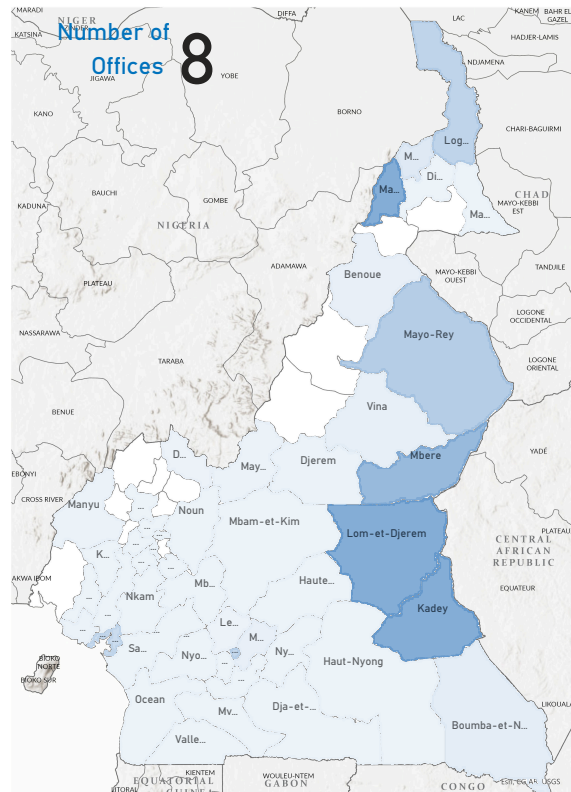
Population Type Region Zone Owning Office

All All All All

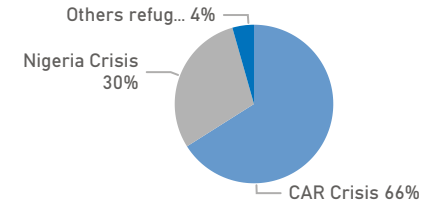
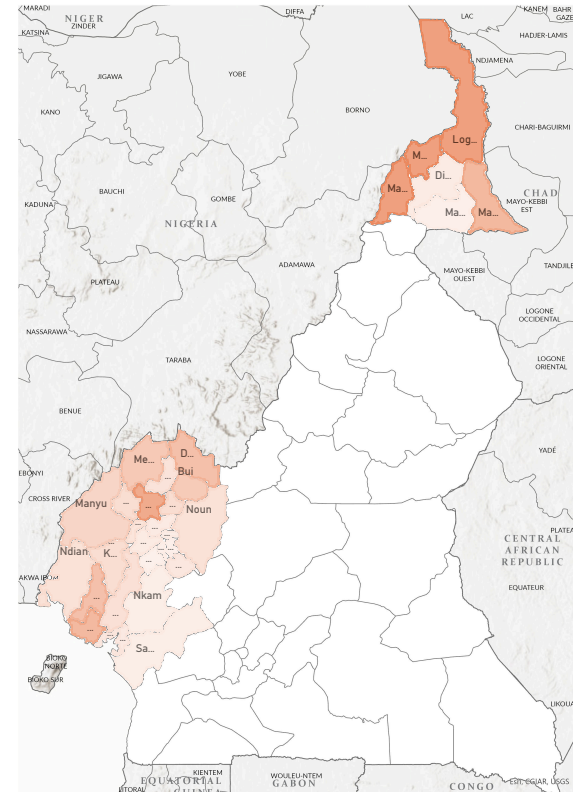
2,097,703
Total of Persons we serve

408,814 Refugee
20,071 Asylum Seeker
969,273 Internally Displaced
699,545 Returnees IDP

Refugee and Asylum Seeker by Department



IDPs by Department



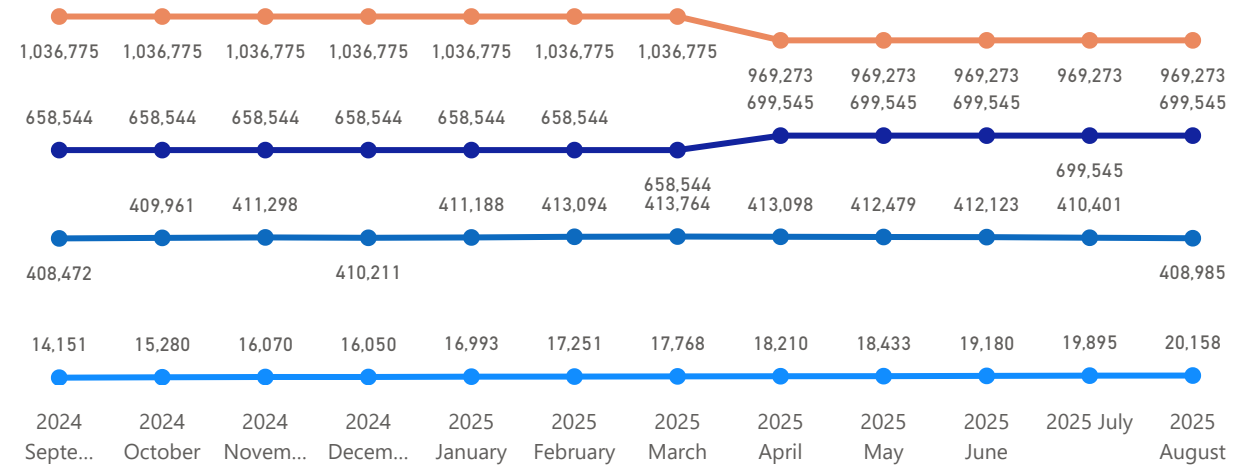
Distribution by crisis

52% Of refugees are women and girls

53% Of refugees are children

59% Of IDPs are children

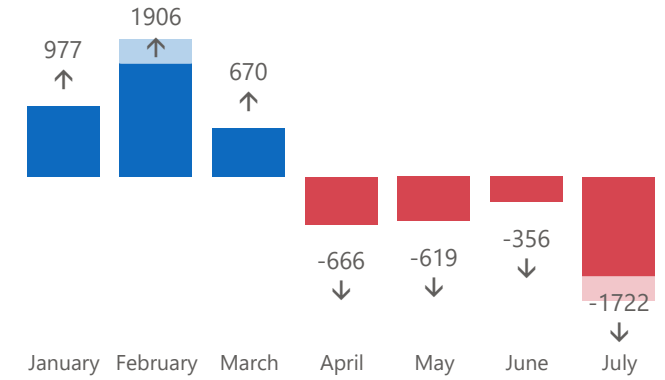
Asylum Seeker IDPs Refugee Returnee IDPs



Top 5 countries with refugees and asylum seekers

Central African Republic
283,976
Niger
9,867
Nigeria
127,493
Rwanda
443
Chad
4,397
Mali
525
Others Nationalities
3,063
Soudan
669

Increase/Decrease Population 2025



Returnees & IDPs Source: IOM, OCHA ; Source des données des réfugiés: Gouvernement du Cameroun avec le support du HCR :: Contact for more info DIMA Unit Cameroon cmr_yaim@unhcr.org

Central African

Nigeria

Other Refugees

Owning Office
All

Legal Status
Asylum Seeker
Refugee

Site/Camp
In Site/Camp
Out of Site/Camp

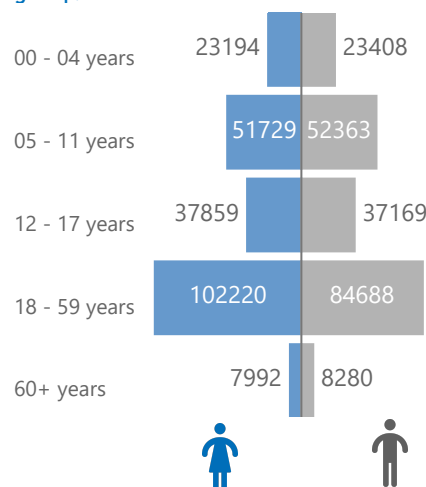
203,339
School age children

Region
All

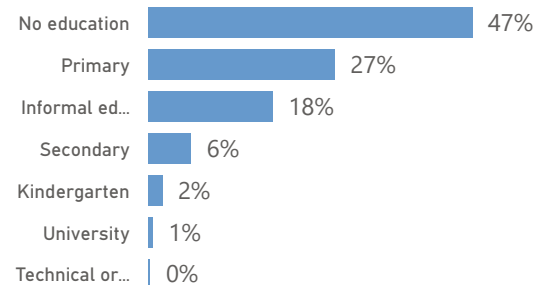
Department
All

Zone
All

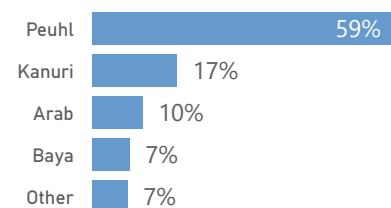
Population distribution (gender and age group)



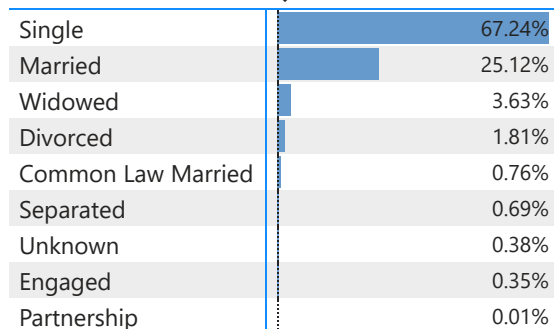
Education Level



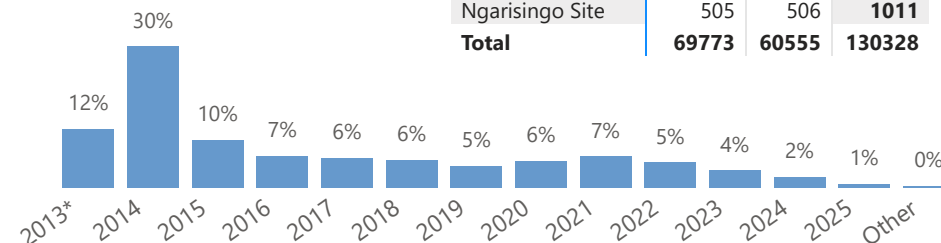
Ethnicity



Marital Status



Year of arrival of refugees



Refugees by age group

Region	00 - 04 years		05 - 11 years		12 - 17 years		18 - 59 years		60+ years		Total
	Female	Male	Female	Male	Female	Male	Female	Male	Female	Male	
Est	7889	7875	18716	19437	14560	14457	41272	30120	3017	3273	160616
Extreme-Nord	8391	8380	16744	16574	11774	11319	26571	18072	2584	2510	122919
Adamaoua	3283	3372	7017	7208	5564	5568	14165	8766	1229	1196	57368
Nord	1831	1919	5324	5269	3260	3172	9435	5629	781	684	37304
Centre	1258	1227	2518	2411	1618	1473	6502	10606	203	322	28138
Littoral	529	621	1357	1400	991	1066	3896	10414	135	252	20661
Sud-Ouest	3		36	38	78	90	277	817	32	30	1401
Nord-Ouest			9	15	9	18	64	72	10	5	202
Sud	4	2	2	5	1	3	21	92		6	136
Ouest		3	2	3	1		5	74		1	89
Total	23188	23399	51725	52360	37856	37166	102208	84662	7991	8279	428834

Site/Camp	Female	Male	Total
Minawao Camp	44123	37721	81844
Gado Badzere Site	8674	7514	16188
Mbile Site	4975	4547	9522
Lolo Site	4339	4083	8422
Borgop Site	3634	3071	6705
Timangolo Site	1968	1808	3776
Ngam Site	1555	1305	2860
Ngarisingo Site	505	506	1011
Total	69773	60555	130328

Education Age

Region	04-05 Years		06-11 Years		12-18 Years		Total
	Female	Male	Female	Male	Female	Male	
Adamaoua	2022	2112	6027	6194	6211	6176	28742
Centre	691	673	2167	2046	1855	1704	9136
Est	5443	5558	16051	16721	16532	16451	76756
Extreme-Nord	4886	4851	14231	14055	13089	12609	63721
Littoral	319	395	1170	1192	1121	1324	5521
Nord	1492	1560	4506	4442	3610	3493	19103
Nord-Ouest			9	15	11	22	57
Ouest	1	1	1	2	1		6
Sud	1	1	2	5	2	5	16
Sud-Ouest			36	38	87	109	270
Total	14855	15151	44200	44710	42519	41893	203328

Central African

Nigeria

Other Refugees

Owning Office

All

Region

Department

Commu...

Zone

All

All

All

All

Areas of Responsibility

Child Protection

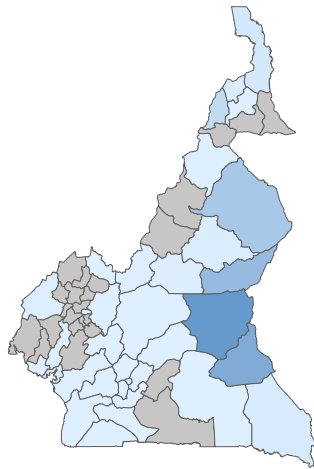
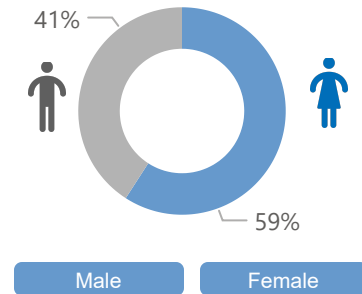
General Protection

SGBV

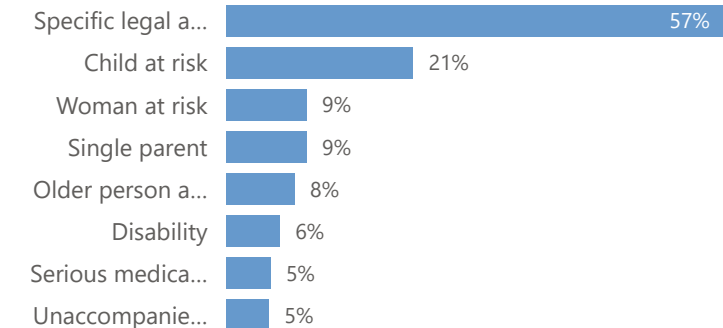
136,127

Person with Specific Needs

Gender




Person with Specific Needs



 28,757 Child at Risk

SPN Sub Category	# Refugee
Child at risk of not attending school	27855
Child with special education needs	497
Child spouse	203
Child parent	153
Child engaged in other forms of child labour	55
Child carer	43
Teenage pregnancy	31
Child engaged in worst forms of child labour	23
No legal documentation	10
Child associated with armed forces or groups	5

 6,797 Serious Medical Condition

SPN Sub Category	# Refugee
Other medical condition	4365
Chronic illness	1186
Difficult pregnancy	488
Malnutrition	339
Critical medical	277
Mental illness	94
Woman at risk	18
Addiction	12
Emotions and behavior	3
Vision	3

 1,229 SGBV

SGBV	Refugee
Victim/Survivor of SGBV in country of asylum	524
Threat of forced marriage	507
Victim/Survivor of SGBV in country of origin	118
Threat of honour killing/violence	52
Victim/Survivor of SGBV during flight	44

 8,232 Disability

SPN Sub Category	# Refugee
Vision	3170
Hearing	1383
Lower Body Mobility	1268
Emotions and behavior	1053
Communication	603
Upper Body Mobility	317
Self-Care	43
Remembering and concentrating	40
Physical disability - moderate	21
Mental disability - moderate	9

 12,359 Single Parent

(Top 10) Single Parent	# Refugee
Single HR - parent	11228
Single HR - caregiver	605
Single HR - grandparent	446
Woman at risk	15
Single woman at risk	9
Child parent	3
No legal documentation	2
Single older person	2
Child at risk of not attending school	1
Older person with children	1

 185 Family Unity

Family Unity Sub-Category	# Refugee
Family reunification required	135
Tracing required	41

 10,506 Older at Risk

Older Person at Risk	# Refugee
Older person with children	5240
Older person unable to care for self	3955
Single older person	1652
No legal documentation	2
Woman at risk	2
Other medical condition	1
Single HR - grandparent	1
Single HR - parent	1
Single woman at risk	1

 6,549 Unaccompanied or separated child

(Top 6) Unaccompanied or separated child	# Refugee
Separated child	6074
Unaccompanied child	440
Child headed household	23
Child in foster care	12
Child in institutional care	11
No legal documentation	5

 12,365 Woman at Risk

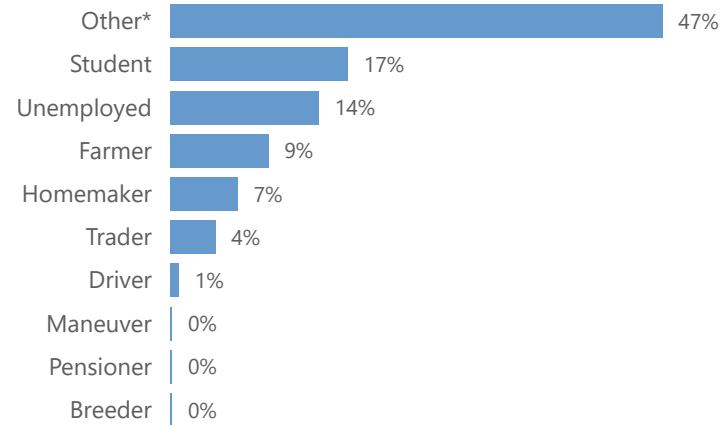
(Top 4) Single Parent Sub-Category	# Refugee
Woman at risk	7882
Single woman at risk	2589
Single HR - parent	10
Lactating	1650



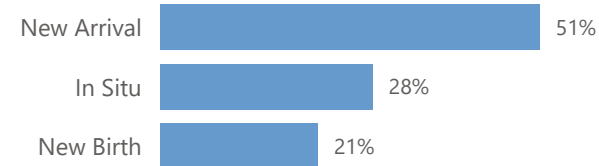
Region Zone

All All

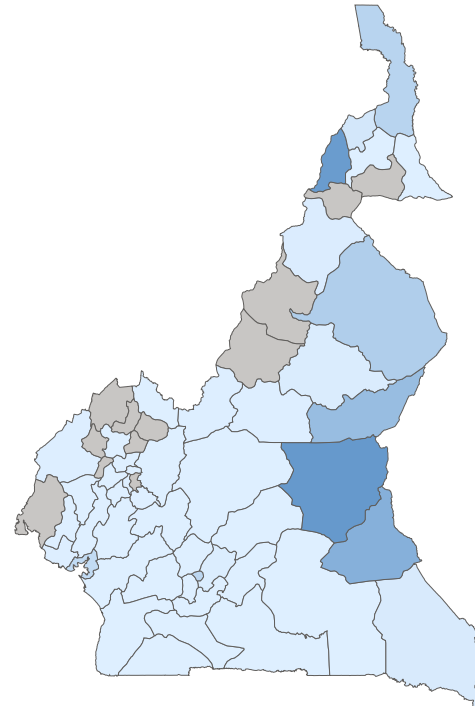
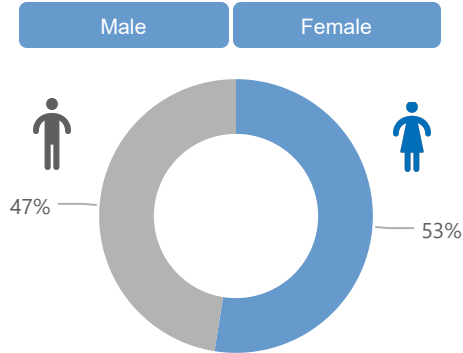
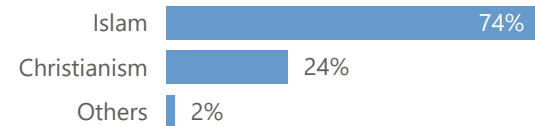
Occupation



Registration Reason



Religion



Central African

Occupations	Adamaoua	Centre	Est	Extreme-Nord	Littoral	Nord	Total
Other*	17467	9766	57217	9	5468	4471	94398
Student	15244	4413	30056		3519	7811	61043
Unemployed	7482	2095	34957		830	11893	57257
Farmer	8790	993	13772		337	7053	30945
Homemaker	4156	1304	14558		1022	1773	22813
Trader	2868	1317	7833	1	1090	1410	14519
Driver	433	242	2040	1	425	248	3389
Maneuver	11	21	42		6	2	82
Pensioner	12	3	57		2	2	76
Breeder	25		12			28	65

Nigeria

Occupations	Adamaoua	Centre	Est	Extreme-Nord	Littoral	Nord	Total
Other*	295	284	7	96712	34	1127	98459
Student	188	48		8788	5	446	9475
Farmer	26	7		7700	3	752	8488
Homemaker	51	15	3	4871	2	103	5045
Unemployed	171	107	1	2559	4		2842
Trader	34	113	1	1857	14	10	2029
Driver	6	6		304	3		319
Pensioner	2			26			28
Maneuver				11			11
Breeder				10			10

Other Nationalities

Occupations	Adamaoua	Centre	Est	Extreme-Nord	Littoral	Nord	Total
Other*	91	3787	156	713	4268	54	9069
Trader	8	1170	19	26	1615	6	2844
Student	25	1396	18	253	458	26	2176
Unemployed	40	993	33	29	811	91	1997
Farmer	19	200	49	135	754	27	1184
Homemaker	34	374	94	96	145	31	774
Driver		93	4	5	103	2	207
Maneuver	2	5			26	2	35
Breeder	2						2
Pensioner		1					1