REGIONAL BUREAU FOR SOUTHERN AFRICA

Trends of the mixed movements of Refugees and Asylum seekers

As of 30 June 2025

103,476

103,476 Refugees and Asylum-seekers involved in the mixed movements during the reporting period. **1** per cent of this population has specific protection needs. Additionally, **10** per cent of this population aged 5 years and above are enrolled in the biometric system.

Trends by Month (in 2025)

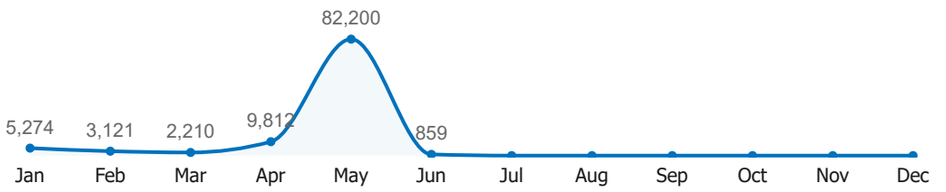

Types of Movement [3]

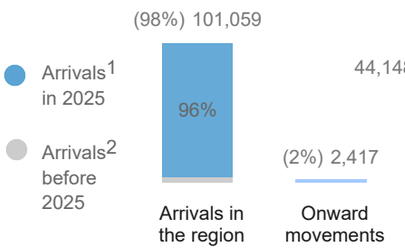

Age / Gender

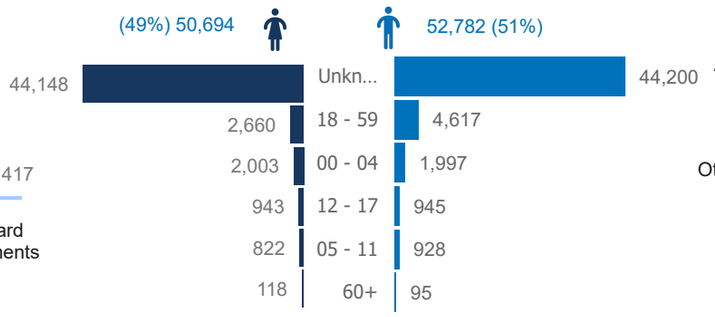

Legal Status

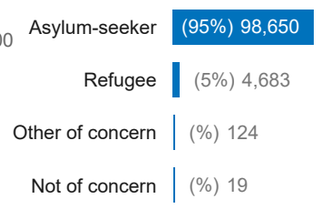

101,059 forcibly displaced persons arrived in the region and 9,014 were registered this year while 88,046 are yet to be registered.

Frequency

Trends

Routes

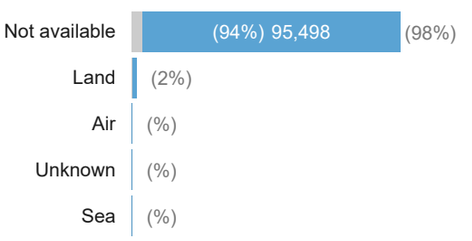

By Country of Asylum (top 10)

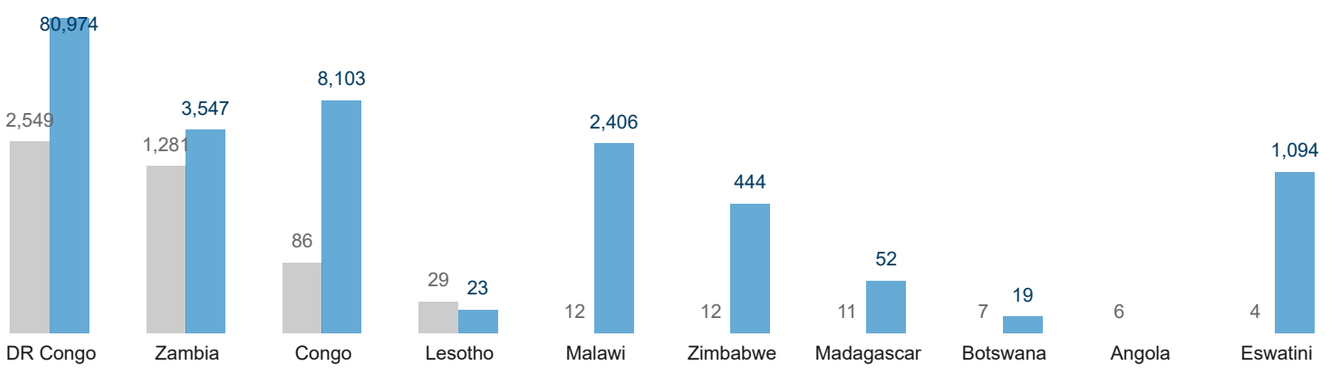

By Country of Origin (top 10)

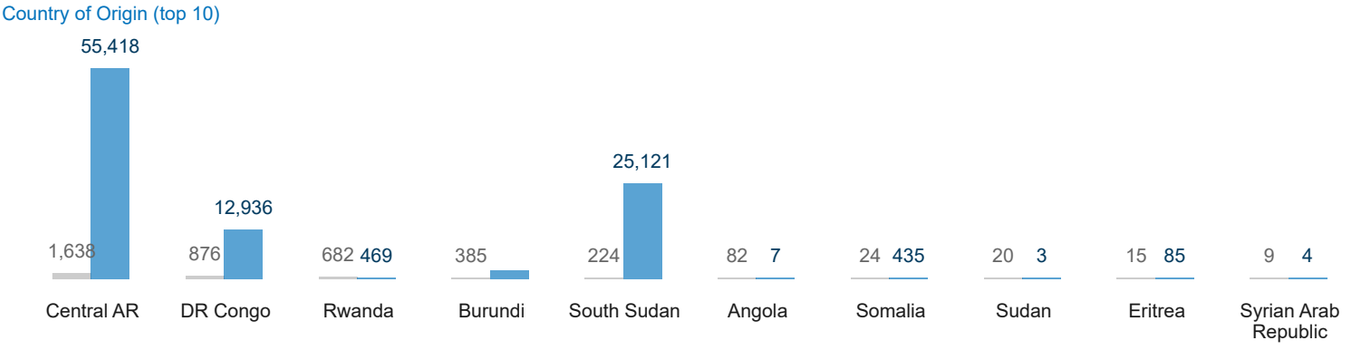

2,417 Onward Movements (by Country of Origin | top 10)

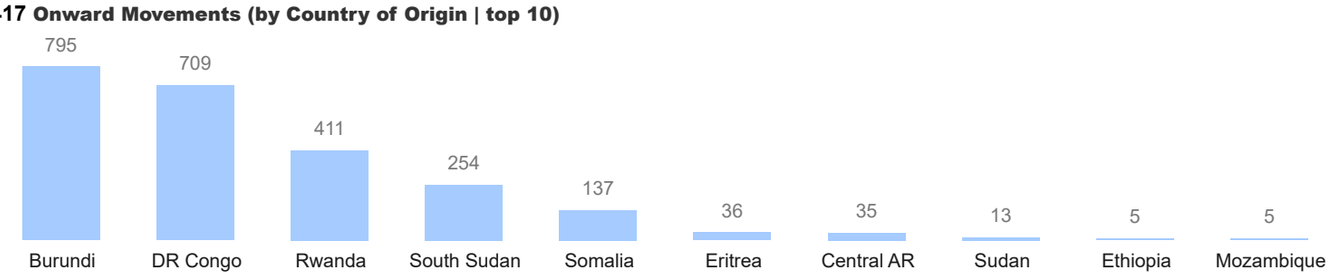

[1] Refers to individuals (refugees and asylum-seekers) who, within the current year, have crossed into a country seeking international protection and have been registered by UNHCR, the government, and partners.
[2] Refugees and asylum-seekers who came before this year and have ever been registered before by UNHCR, the government, or partners.
[3] Refugees and asylum-seekers who have been registered by UNHCR.

Author: UNHCR DIMA - RBSA Contact : rsarbdima@unhcr.org, **Source:** UNHCR PRIMES

For more information visit: UNHCR Data Portal