CYPRUS MONTHLY ARRIVALS SNAPSHOT

August 2025

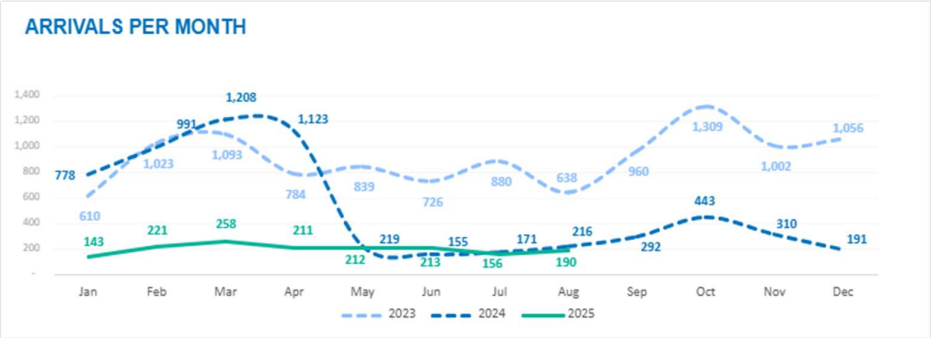

Monthly arrivals trends: 2023, 2024 and 2025 (persons)

Cyprus' geographical context

Age-Gender Breakdown

ALL ARRIVALS

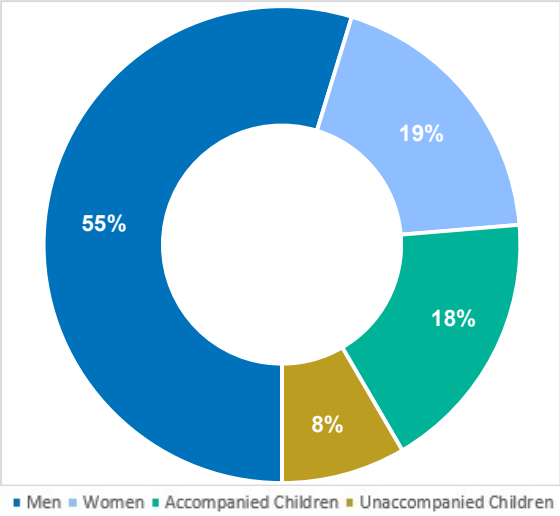

SEA ARRIVALS

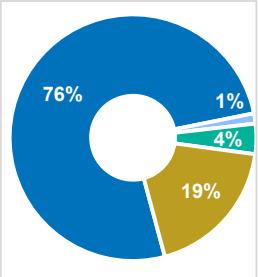

LAND ARRIVALS

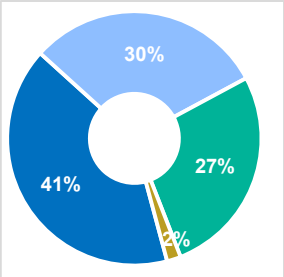

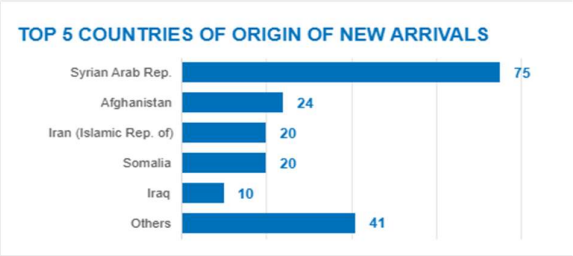

*Note: For an overview of asylum applications and decisions, please see our monthly **Country Fact Sheet**.*

SEA & LAND ARRIVALS

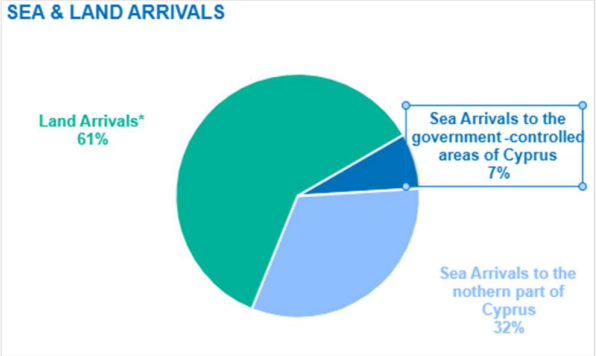

*Land arrivals include individuals who arrived in the northern part of Cyprus by air and crossed the Green Line into the government-controlled areas of Cyprus.

SEA ARRIVALS BY MONTH / YEAR

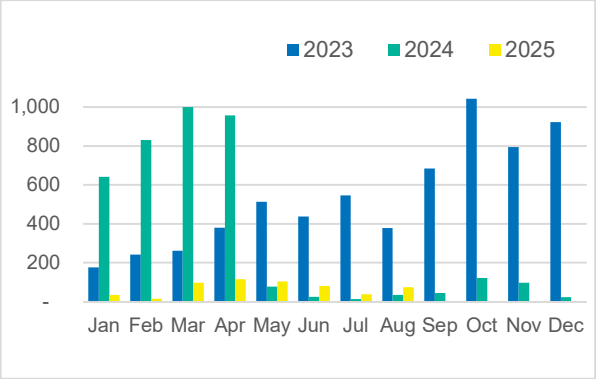

Key Figures and Comparisons

Total arrivals this month: 190 persons

Compared with **216** in August 2024.

Total number of boat arrivals this month: 14

compared with **0 boats** in August 2024.

Total arrivals year to date: 1,604 persons

-67% compared with **4,861** in August 2024.

Data collected at the Pournara First Reception Centre by the Asylum Service of the Republic of Cyprus

www.unhcr.org | www.unhcr.org/cy | data.unhcr.org/mediterranean