SPAIN Weekly snapshot - Week 37 (8 - 14 Sep 2025)

The charts below are based on figures from the Ministry of Interior and UNHCR estimates. All figures are provisional and subject to change

Refugees & migrants: sea and land arrivals in week 37[1]

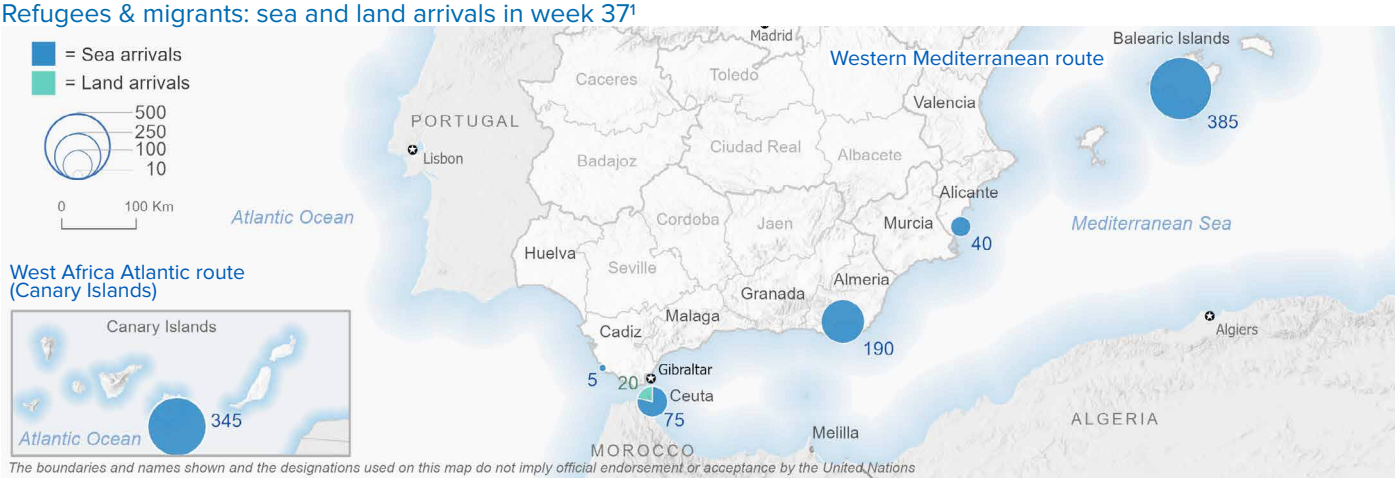

Arrivals in Spain

26,019 Arrivals as of 14 Sep 2025[2]

-33% Dif. 2024

25,373 Sea Arrivals[2]
Dif. 2024: -34%

646 Land Arrivals[2]
Dif. 2024: +102%

1,061 Arrivals Week 37[1]
Dif. last week: +108%
Dif. 2024: -32%

Western Mediterranean

13,505 Arrivals as of 14 Sep 2025[2]

+24% Dif. 2024

12,859 Sea Arrivals[2]
Dif. 2024: +21%

646 Land Arrivals[2]
Dif. 2024: +102%

718 Arrivals Week 37[1]
Dif. last week: +41%
Dif. 2024: +94%

West Africa Atlantic (Canary Islands)

12,514 Arrivals as of 14 Sep 2025[2]

-55% Dif. 2024

12,514 Sea Arrivals[2]
Dif. 2024: -55%

343 Arrivals Week 37[1]
Dif. last week: -
Dif. 2024: -71%

Arrivals in Spain during the last five weeks[1]

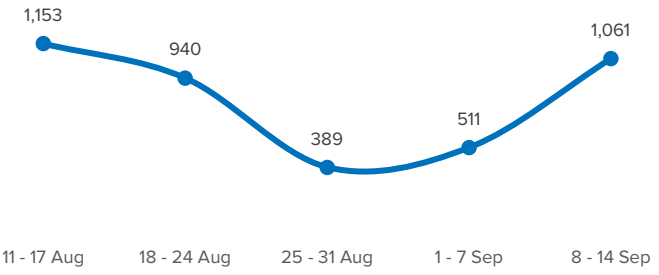

Arrivals in Spain by route during the last six months[2]

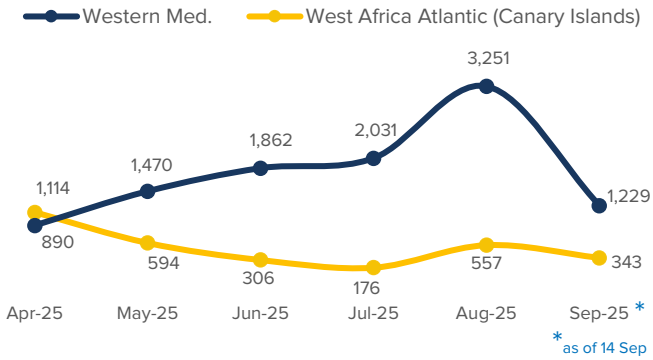

Arrivals in Spain per month[2]

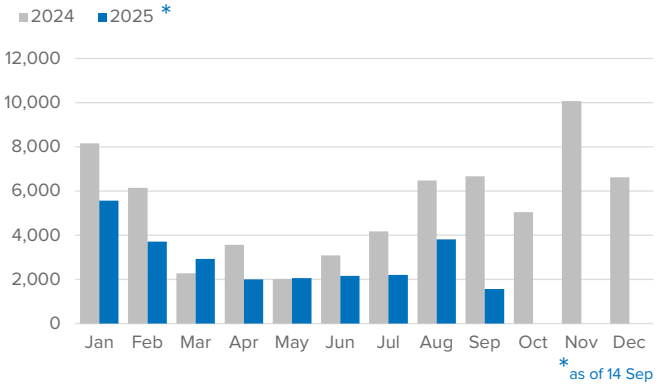

Arrivals in Spain per year[2]

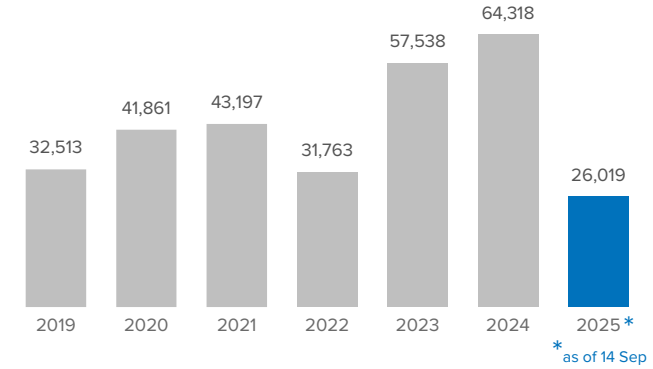

UNHCR / 17 Sep 2025
Source: UNHCR Spain data portal
[1]Based on UNHCR estimates.
[2]Based on figures from the Spanish Ministry of Interior and UNHCR estimates.