UNHCR
The UN Refugee Agency

SUDAN

Eritrean Refugees Overview in Sudan

as of 31 August 2025

Eritrean Refugees and Asylum-seekers

137,892 Individuals

51,071 Households

3 Average Family Size

Population Distribution

84% of population live in camps

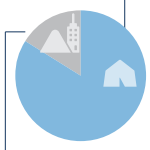

16% of population live out of camps

Persons with Disabilities

2,882

2% of Eritrean registered population are persons with disabilities

* Unaccompanied and Separated Children[1]

473

Despite the ongoing conflict that began in April 2023, Sudan continues to host a substantial number of refugees, totaling 859,187 as of August 2025, Eritrean refugees represent (15%) of this total population.

The conflict has also led to internal displacement, with 270,923 refugees self-relocating within Sudan, primarily moving from Khartoum to other states. In terms of living conditions of the Eritrean refugees, 84% of the refugees are accommodated in camps, while the remaining 16% live outside of these facilities. The refugee population is almost evenly split in terms of gender, with females accounting for 54% and males making up the remaining 46%.

Registration Status

93% **127,674** Individually Registered

7% **10,218** Un-registered

Registration Statistics Since 2018

Total Registered 43,423

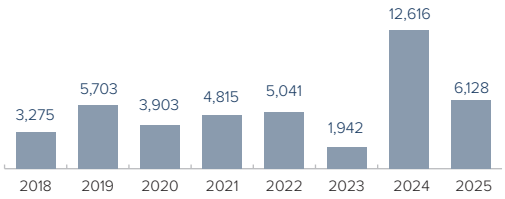

Eritrean Refugees and Asylum-seekers Per State

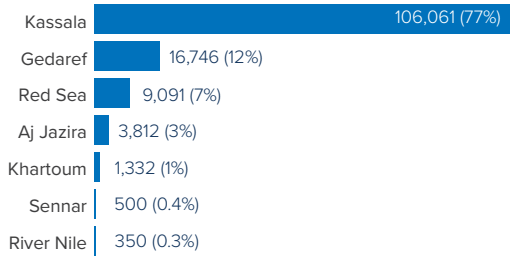

Age-gender Breakdown[3]

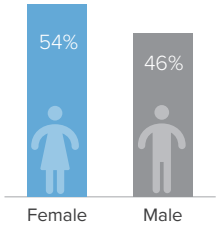

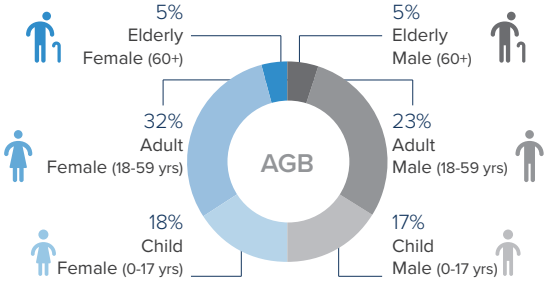

New Arrivals Trends (2018 - 2025)

51,686 Total arrivals since 2018

4,833 Total arrivals in 2025

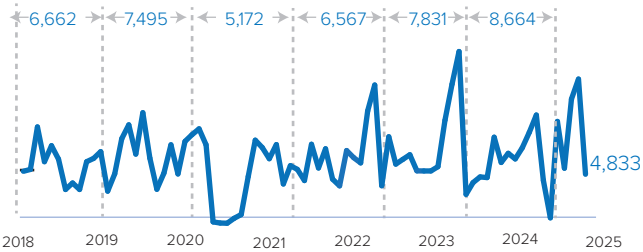

[3] *Population distribution statistics are based on registered individuals only.*

** Registration team conducted verification/revision exercise of UASC figures, all cases exceed 18 year old been excluded.*

Sources: UNHCR, Commission of Refugees (CoR), UNICEF

State	Locality	Refugee Camps	Total Eritrean Refugees
Kassla	Reifi Wad Elhilaiw	Shagarab 1	40,194
		Shagarab 2	13,467
		Shagarab 3	7,595
		Abuda	4,162
	Reifi Khashm Elgirba	Girba	6,873
		Kilo 26	9,746
	Reifi Kassla	Wad Sherife	18,802
Gedaref	Al Fashaga	Um Gargur	14,504
	Mafaza	Tenedba	86
	Galabat Ash-shargiah	Um Rakuba	37
Aj Jazirah	Um Algura	Fau 5	0
		Total	115,466

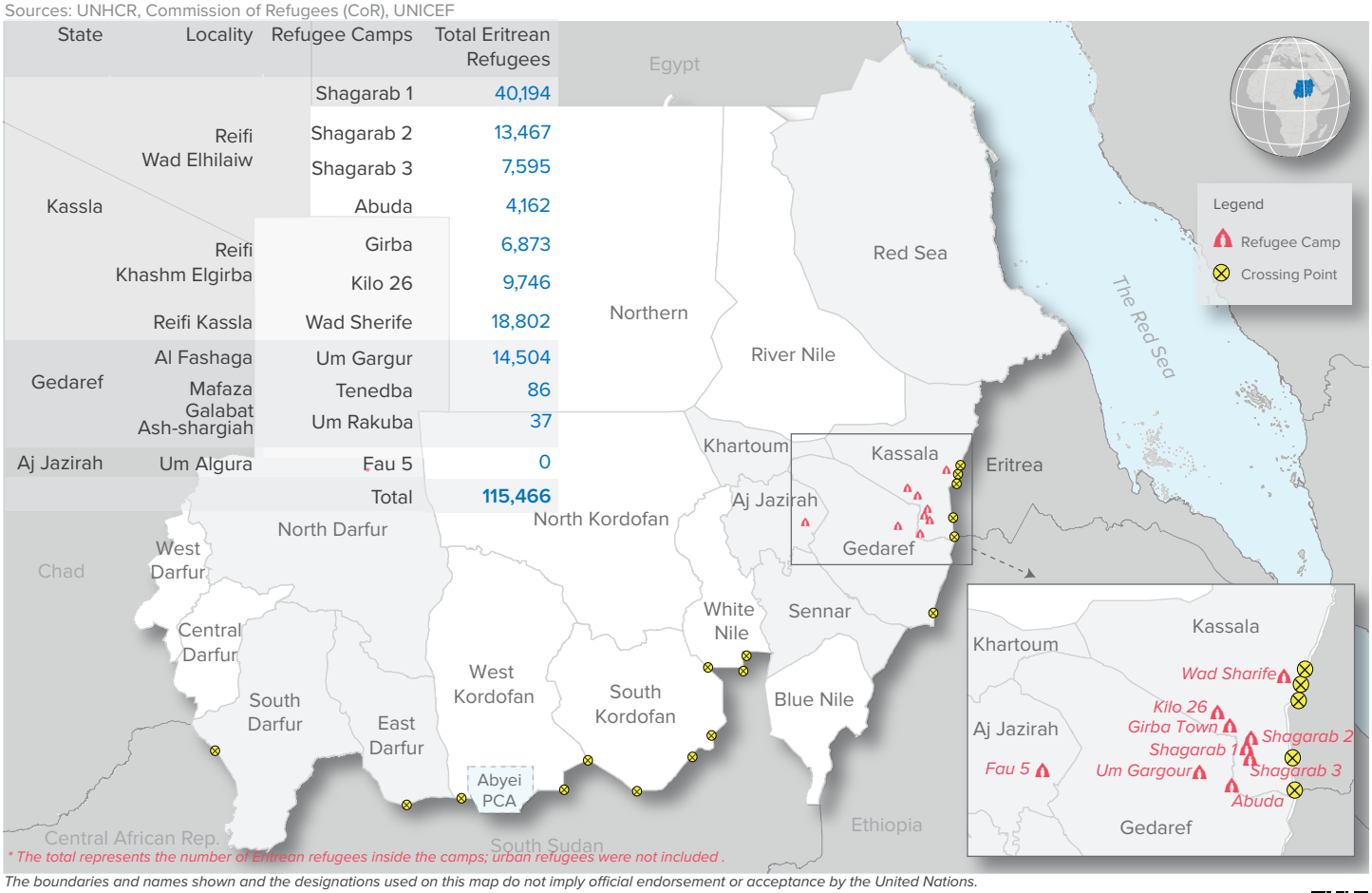

** The total represents the number of Eritrean refugees inside the camps; urban refugees were not included .*

The boundaries and names shown and the designations used on this map do not imply official endorsement or acceptance by the United Nations.

Abyei region: Final status of the Abyei area is not yet determined.

This document and further information are available on UNHCR Sudan data-portal, please click on the link https://data2.unhcr.org/en/country/sdn, or scan the QR code.

For Feedback Contact: UNHCR - Sudan, Information Management Unit, SUDKHIM@unhcr.org