SPAIN Weekly snapshot - Week 43 (20 - 26 Oct 2025)

The charts below are based on figures from the Ministry of Interior and UNHCR estimates. All figures are provisional and subject to change

Refugees & migrants: sea and land arrivals in week 43[1]

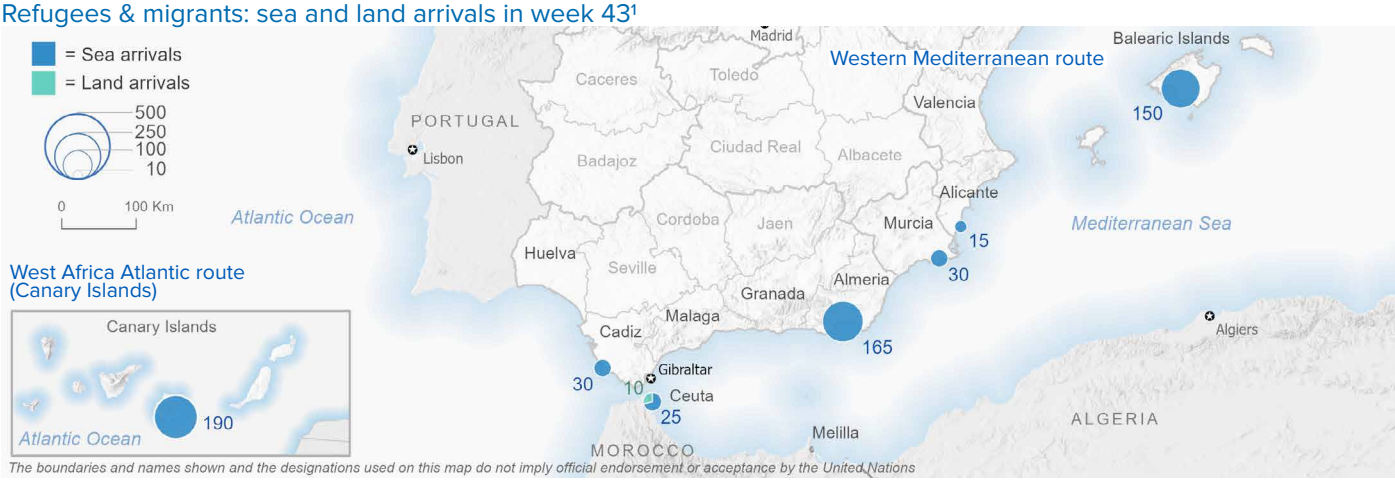

Arrivals in Spain

30,416 Arrivals as of 26 Oct 2025[2]

-35% Dif. 2024

29,649 Sea Arrivals[2]
Dif. 2024: -36%

767 Land Arrivals[2]
Dif. 2024: +100%

617 Arrivals Week 43[1]
Dif. last week: -44%
Dif. 2024: -46%

Western Mediterranean

16,355 Arrivals as of 26 Oct 2025[2]

+24% Dif. 2024

15,588 Sea Arrivals[2]
Dif. 2024: +22%

767 Land Arrivals[2]
Dif. 2024: +100%

426 Arrivals Week 43[1]
Dif. last week: +88%
Dif. 2024: +16%

West Africa Atlantic (Canary Islands)

14,061 Arrivals as of 26 Oct 2025[2]

-58% Dif. 2024

14,061 Sea Arrivals[2]
Dif. 2024: -58%

191 Arrivals Week 43[1]
Dif. last week: -78%
Dif. 2024: -75%

Arrivals in Spain during the last five weeks[1]

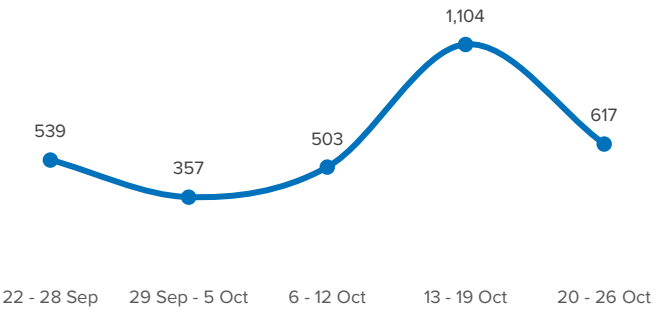

Arrivals in Spain by route during the last six months[2]

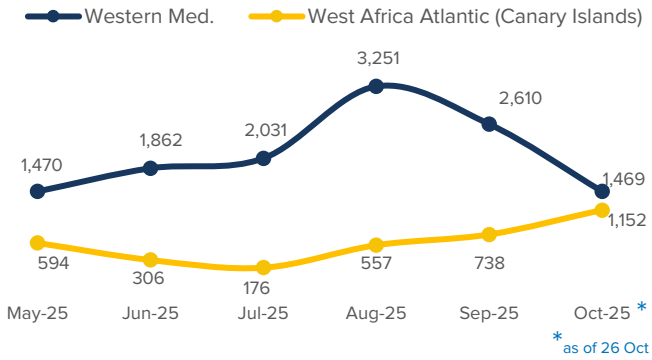

Arrivals in Spain per month[2]

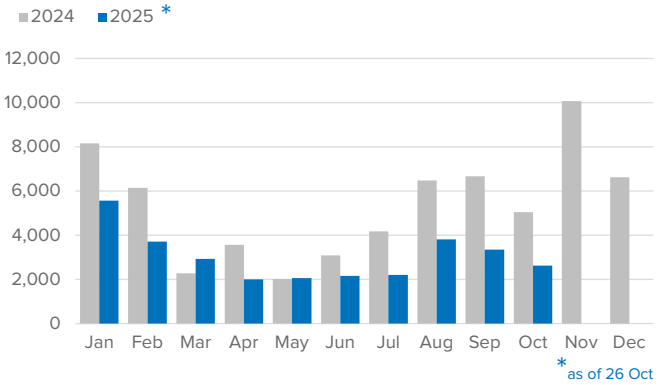

Arrivals in Spain per year[2]

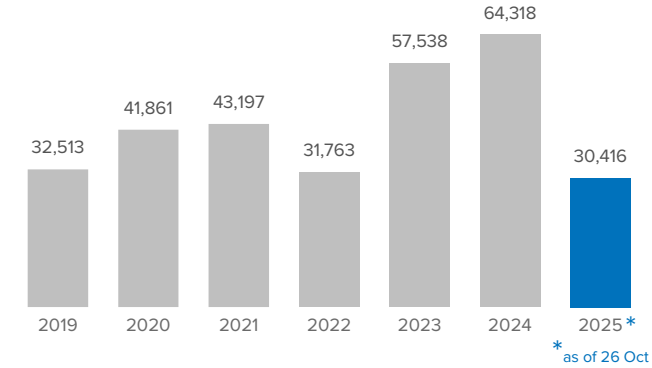

UNHCR / 29 Oct 2025
Source: UNHCR Spain data portal
[1]Based on UNHCR estimates.
[2]Based on figures from the Spanish Ministry of Interior and UNHCR estimates.