UNHCR Libya

106,560 Individuals | **46,393** Cases | **2.30** AVG Case Size

Registration Dashboard
1 November 2025

Legal Status: All
Urban or DC: All
Gender: All
Mantika: All

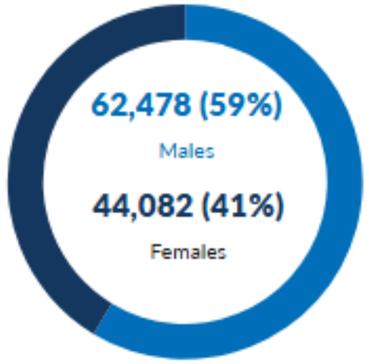

22,014 (21%) Boys
39,095 (37%) Men
24,379 (23%) Single Males
1,369 (1%) Elderly Men (60+)

19,322 (18%) Girls
23,913 (22%) Women
2,913 (3%) Single Females
847 (1%) Elderly Women (60+)

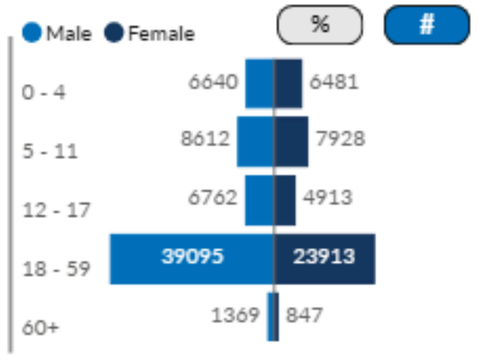

Place of Residence

Mantika	# of Individuals	% of Individuals
Tripoli	46,526	43.66%
Aljfara	26,659	25.02%
Misrata	9,107	8.55%
Azzawya	6,909	6.48%
Zwara	3,697	3.47%
Almargeb	3,693	3.47%
Unknown	3,129	2.94%
Benghazi	2,737	2.57%
Al Jabal Al Gharbi	1,104	1.04%
Ejdabia	588	0.55%
Al Jabal Al Akhdar	445	0.42%
Sebha	351	0.33%
Nalut	232	0.22%
Tobruk	223	0.21%
Murzuq	203	0.19%
Sirt	198	0.19%
Almarj	191	0.18%
Wadi Ashshati	157	0.15%
Ubari	121	0.11%
Alkufra	112	0.11%
Derna	107	0.10%
Aljufra	71	0.07%

New Registration / Closure

Refugee Trends

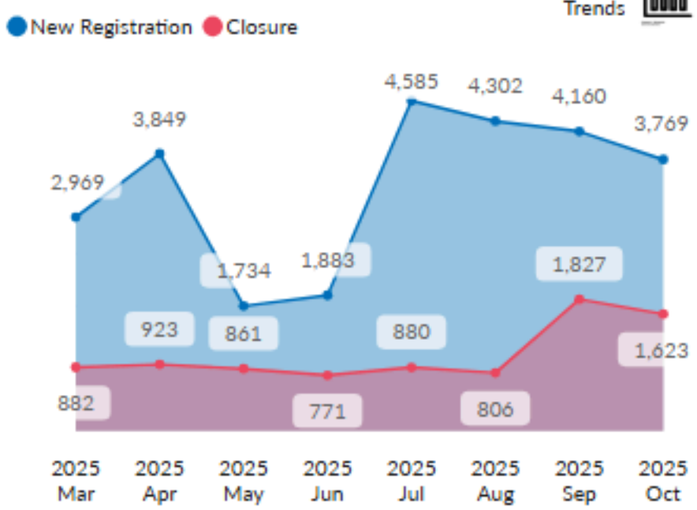

Nationality

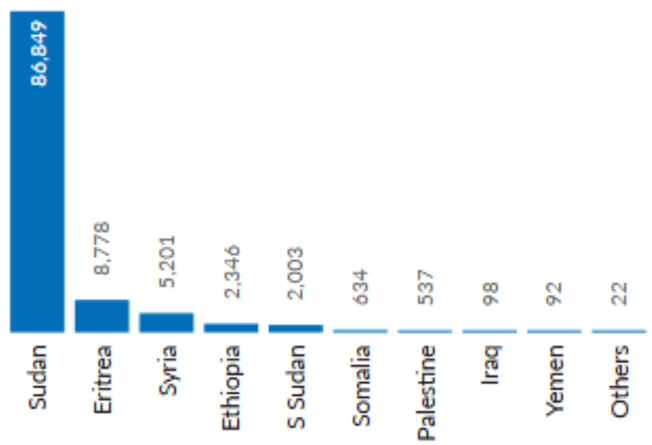

Education level in the country of origin

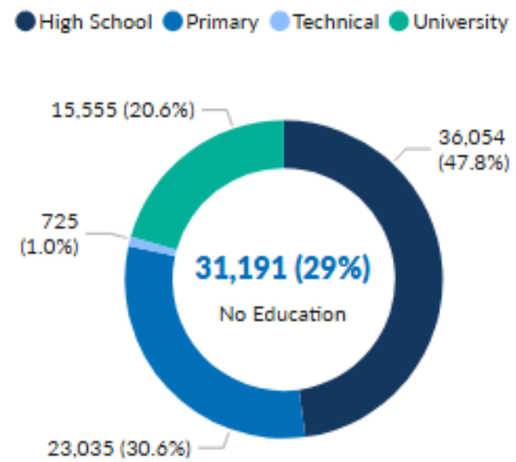

Specific Needs Categories

Categories	Individuals	% Value
Child at risk	15,113	15.26%
Disability	1,827	1.85%
Family unity	1,895	1.91%
Older person at risk	583	0.59%
Serious medical condition	9,558	9.65%
SGBV	3,075	3.11%
Single parent	3,558	3.59%
Specific legal and physical protection needs	52,299	52.82%
Torture	1,683	1.70%
Unaccompanied or separated child	2,196	2.22%
Woman at risk	7,224	7.30%

* Specific needs categories can only be filtered by Nationality

Occupation in the country of origin

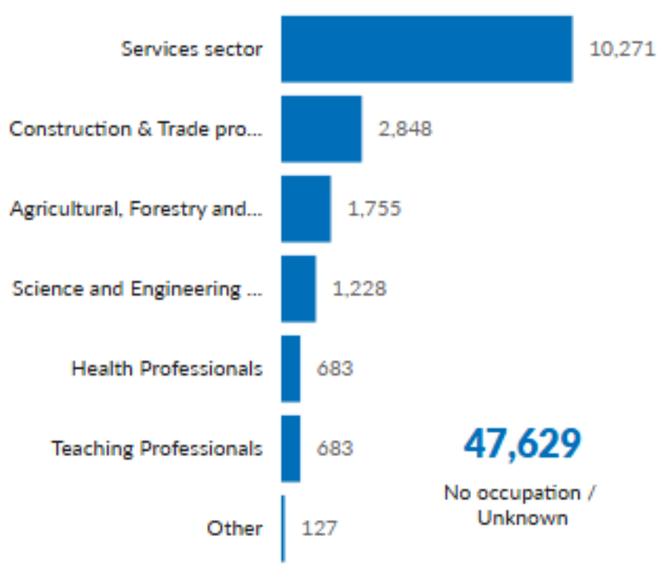

47,629
No occupation / Unknown

* data contains only adult population

Location Map

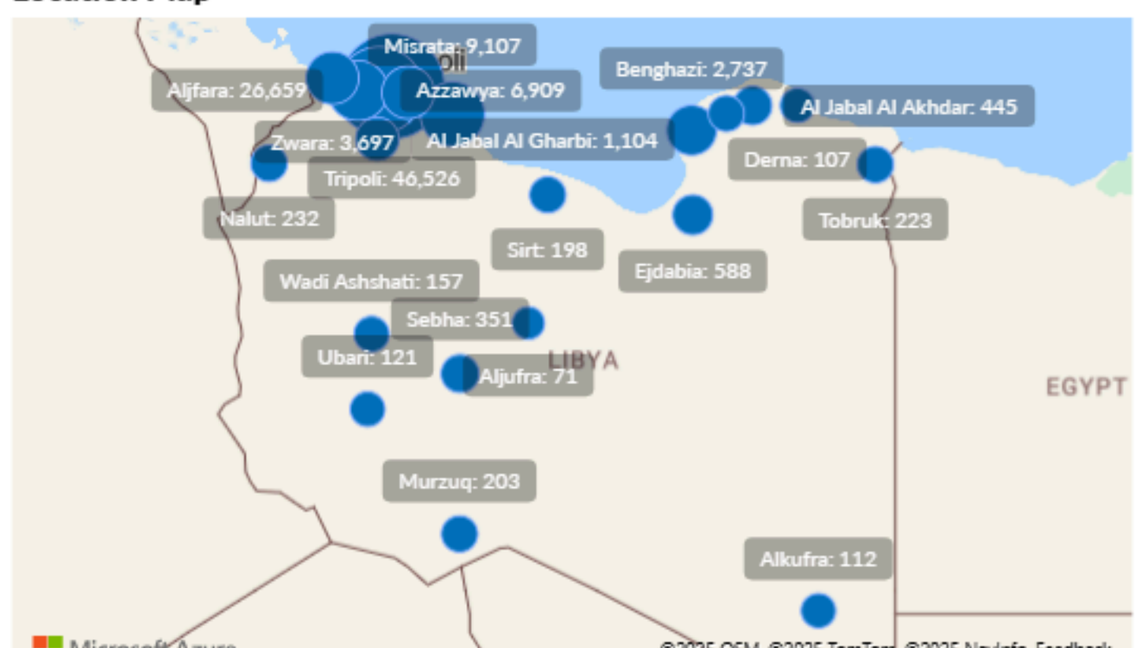

Publication date: 1 November 2025; Source: UNHCR Libya; Contact: lbytunupdate@unhcr.org