SPAIN Weekly snapshot - Week 44 (27 Oct - 2 Nov 2025)

The charts below are based on figures from the Ministry of Interior and UNHCR estimates. All figures are provisional and subject to change

Refugees & migrants: sea and land arrivals in week 44[1]

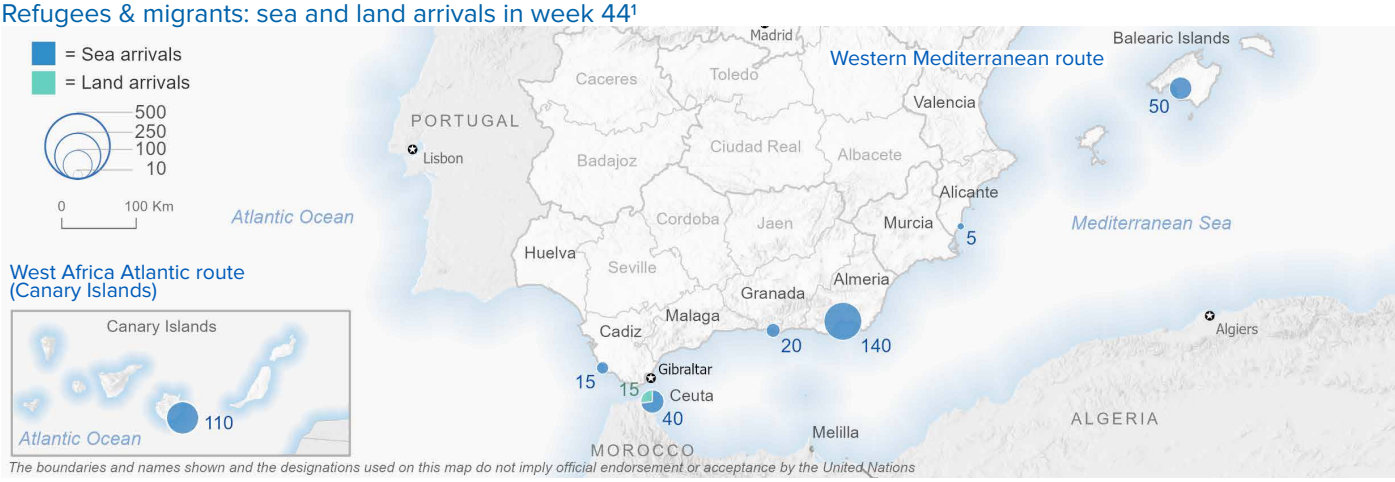

Arrivals in Spain

30,845 Arrivals as of 2 Nov 2025[2]

-36% Dif. 2024

30,065 Sea Arrivals[2]
Dif. 2024: -37%

780 Land Arrivals[2]
Dif. 2024: +97%

400 Arrivals Week 44[1]
Dif. last week: -35%
Dif. 2024: -73%

Western Mediterranean

16,673 Arrivals as of 2 Nov 2025[2]

+23% Dif. 2024

15,893 Sea Arrivals[2]
Dif. 2024: +21%

780 Land Arrivals[2]
Dif. 2024: +97%

289 Arrivals Week 44[1]
Dif. last week: -32%
Dif. 2024: -33%

West Africa Atlantic (Canary Islands)

14,172 Arrivals as of 2 Nov 2025[2]

-59% Dif. 2024

14,172 Sea Arrivals[2]
Dif. 2024: -59%

111 Arrivals Week 44[1]
Dif. last week: -42%
Dif. 2024: -89%

Arrivals in Spain during the last five weeks[1]

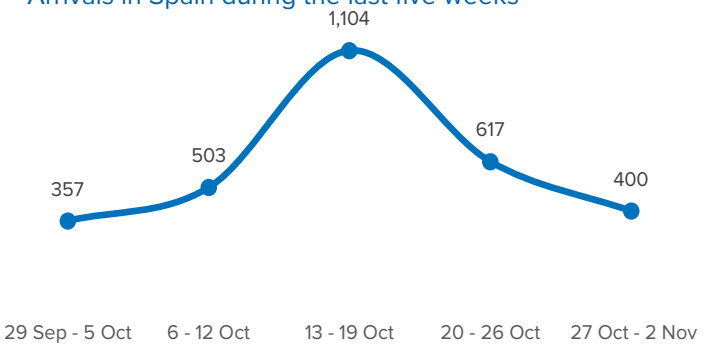

Arrivals in Spain by route during the last six months[2]

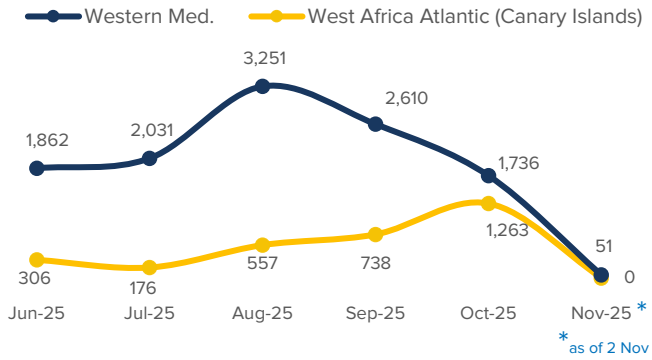

Arrivals in Spain per month[2]

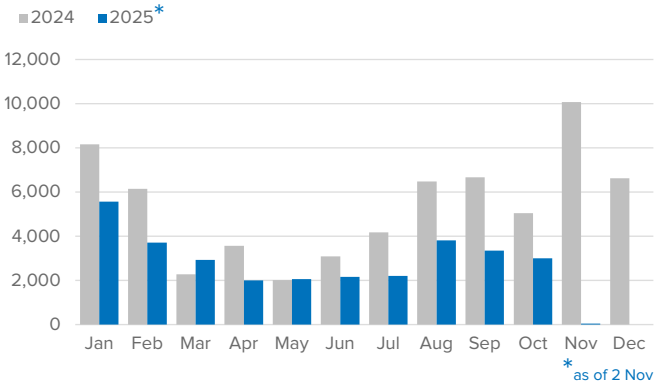

Arrivals in Spain per year[2]

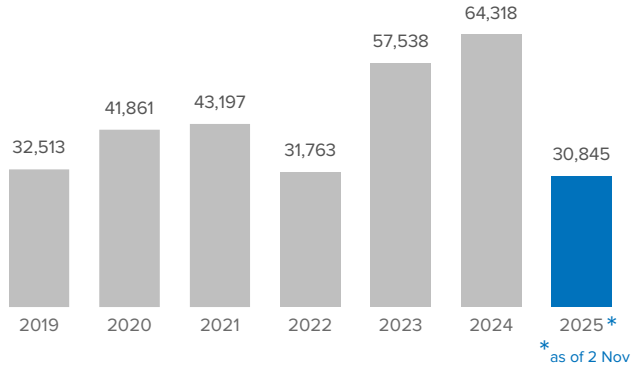

UNHCR / 7 Nov 2025
Source: UNHCR Spain data portal
[1]Based on UNHCR estimates.
[2]Based on figures from the Spanish Ministry of Interior and UNHCR estimates.