SPAIN SEA AND LAND ARRIVALS

1 Jan - 31 Oct 2025

Arrivals in Spain

30,794 Sea and land arrivals

-35% Dif. 2024

Arrivals in Spain include two different routes, the Western Mediterranean and the West Africa Atlantic route.

Most common nationalities of arrivals (Jan-Sep)

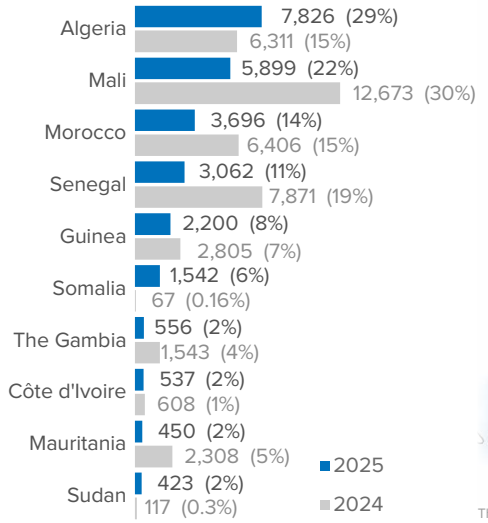

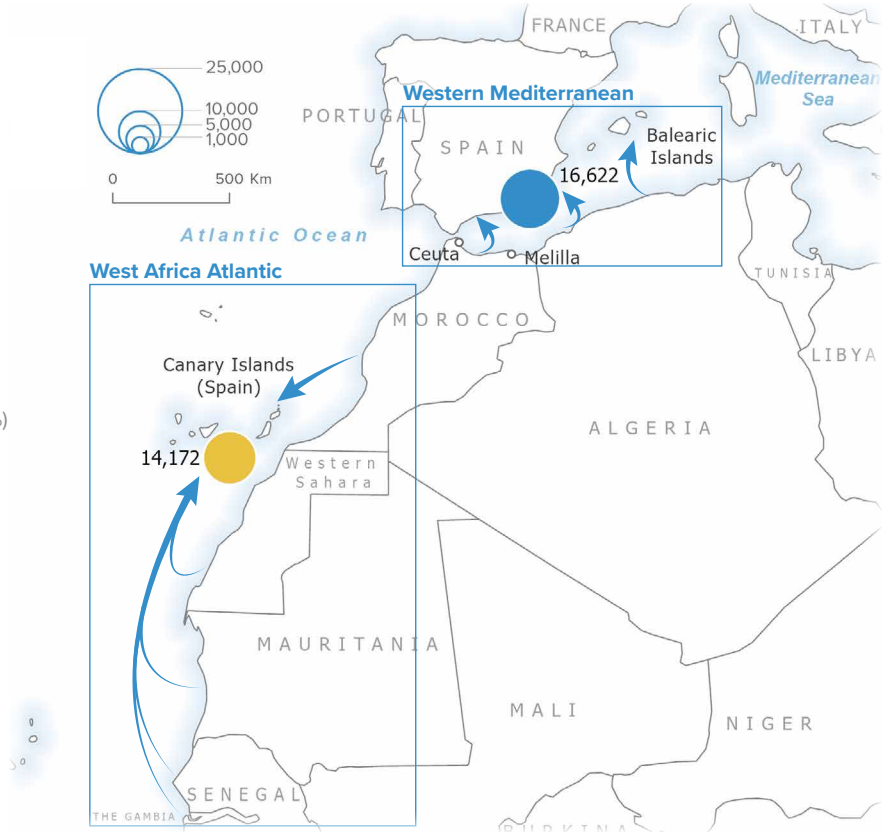

The boundaries and names shown and the designations used on this map do not imply official endorsement or acceptance by the United Nations.

Western Mediterranean

16,622 Sea and land arrivals

+24% Dif. 2024

The Western Mediterranean route includes arrivals in mainland Spain, Balearic Islands, Ceuta and Melilla.

Most common nationalities of arrivals: Western Mediterranean (Jan - Sep 2025)

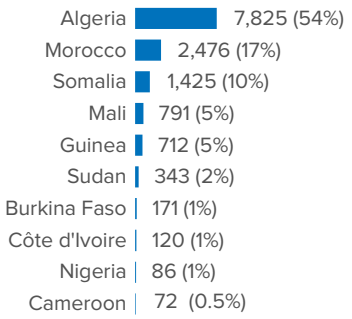

Arrivals trend by month: Western Mediterranean

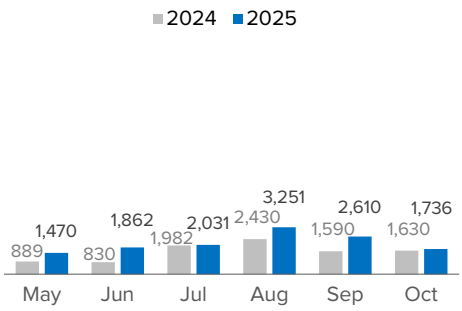

West Africa Atlantic

14,172 Sea arrivals

-59% Dif. 2024

The West Africa Atlantic route includes arrivals in the Canary Islands.

Most common nationalities of arrivals: West Africa Atlantic (Jan - Sep 2025)

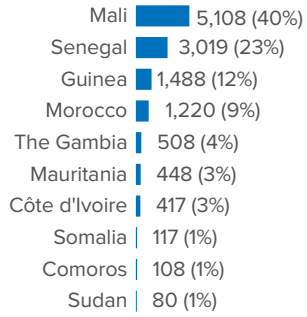

Arrivals trend by month: West Africa Atlantic

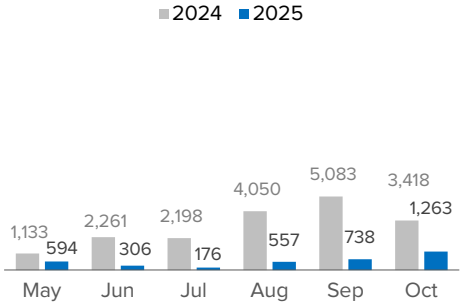

Source: UNHCR estimates from data collected in the field and from data published by Ministry of Interior. **Nationalities**: Frontex public data.