# SPAIN Weekly snapshot - Week 45 (3 - 9 Nov 2025)

The charts below are based on figures from the Ministry of Interior and UNHCR estimates. All figures are provisional and subject to change

## Refugees & migrants: sea and land arrivals in week 45[1]

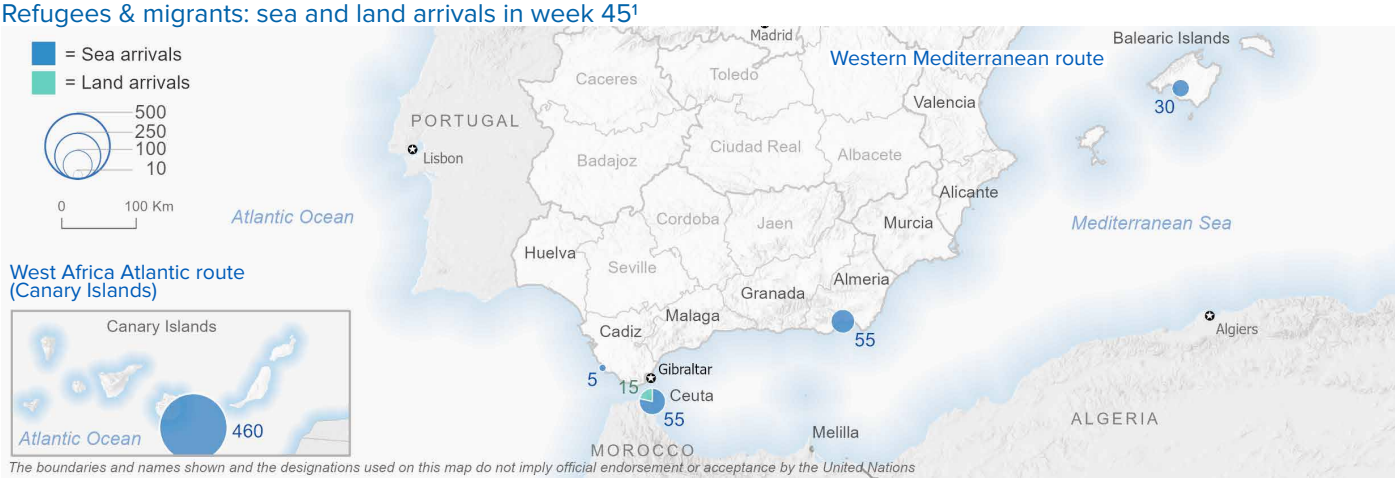


*The boundaries and names shown and the designations used on this map do not imply official endorsement or acceptance by the United Nations*

## Arrivals in Spain

**31,457** Arrivals as of 9 Nov 2025[2]

**-38%** Dif. 2024

**30,663** Sea Arrivals[2]
Dif. 2024: -39%

**794** Land Arrivals[2]
Dif. 2024: +97%

**612** Arrivals Week 45[1]
Dif. last week: +53%
Dif. 2024: -74%

## Western Mediterranean

**16,826** Arrivals as of 9 Nov 2025[2]

**+19%** Dif. 2024

**16,032** Sea Arrivals[2]
Dif. 2024: +17%

**794** Land Arrivals[2]
Dif. 2024: +97%

**153** Arrivals Week 45[1]
Dif. last week: -47%
Dif. 2024: -74%

## West Africa Atlantic (Canary Islands)

**14,631** Arrivals as of 9 Nov 2025[2]

**-60%** Dif. 2024

**14,631** Sea Arrivals[2]
Dif. 2024: -60%

**459** Arrivals Week 45[1]
Dif. last week: +314%
Dif. 2024: -74%

## Arrivals in Spain during the last five weeks[1]

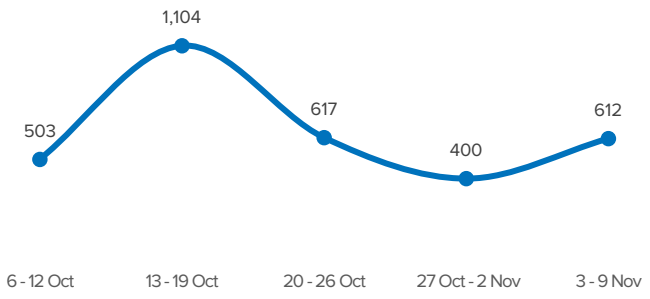


## Arrivals in Spain by route during the last six months[2]

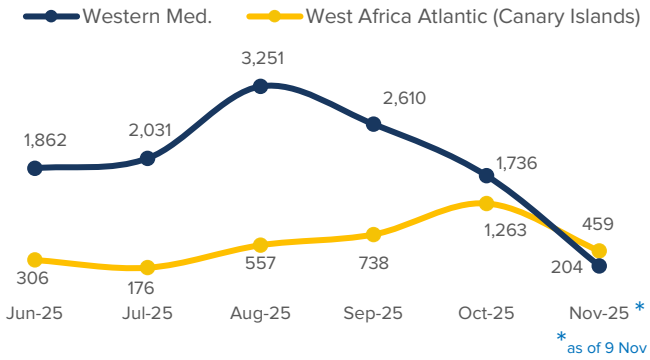


## Arrivals in Spain per month[2]

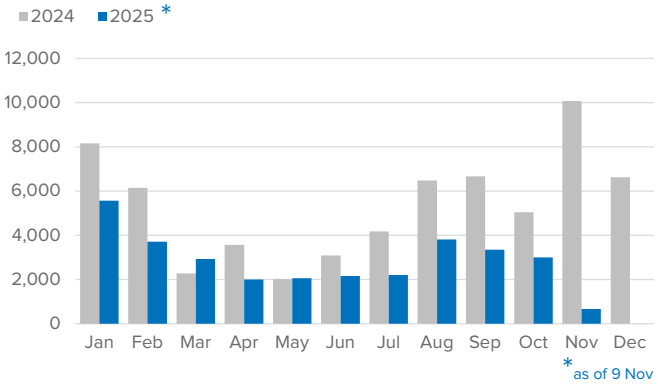


## Arrivals in Spain per year[2]

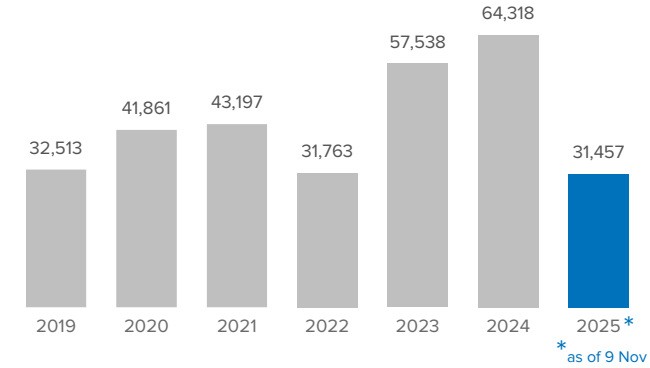


UNHCR / 14 Nov 2025
Source: UNHCR Spain data portal
[1]Based on UNHCR estimates.
[2]Based on figures from the Spanish Ministry of Interior and UNHCR estimates.