UNHCR
The UN Refugee Agency

SUDAN

Eritrean Refugees Overview in Sudan

as of 31 October 2025

Eritrean Refugees and Asylum-seekers

137,373 Individuals

50,879 Households

3 Average Family Size

Population Distribution

85% of population live in camps

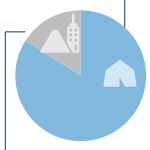

15% of population live out of camps

Persons with Disabilities

2,883

2% of Eritrean registered population are persons with disabilities

* Unaccompanied and Separated Children[1]

474

Despite the ongoing conflict that began in April 2023,Sudan continues to host a substantial number of refugees, totaling 859,945 as of October 2025, Eritrean refugees represent (16%) of this total population.

The conflict has also led to internal displacement, with 271,994 refugees self-relocating within Sudan, primarily moving from Khartoum to other states. In terms of living conditions of the Eritrean refugees, 85% of the refugees are accommodated in camps, while the remaining 15% live outside of these facilities. The refugee population is almost evenly split in terms of gender, with females accounting for 54% and males making up the remaining 46%.

Registration Status

93% **127,567** Individual registration

0.2% **316** Household registration

7% **9,806** Un-registered

Registration Statistics Since 2018

Total Registered 43,426

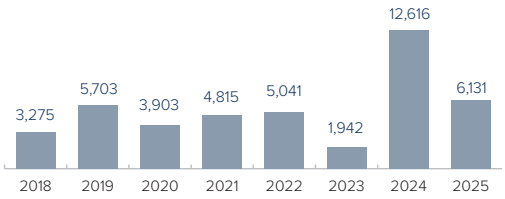

Eritrean Refugees and Asylum-seekers Per State

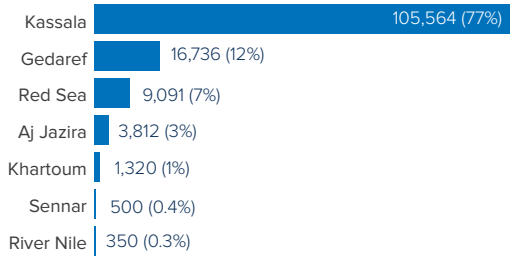

Age-gender Breakdown[3]

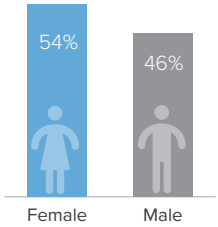

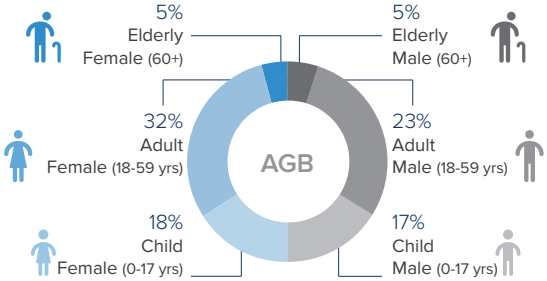

New Arrivals Trends (2018 - 2025)

54,119 Total arrivals since 2018

5,024 Total arrivals in 2025

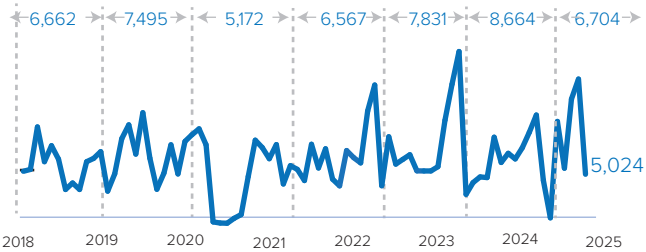

[3] *Population distribution statistics are based on registered individuals only.*

** Registration team conducted verification/revision exercise of UASC figures, all cases exceed 18 year old been excluded.*

Sources: UNHCR, Commission of Refugees (CoR), UNICEF

State	Locality	Refugee Camps	Total Eritrean Refugees
Kassala	Reifi Wad Elhilaiw	Shagarab 1	40,386
		Shagarab 2	13,591
		Shagarab 3	7,627
		Abuda	4,206
	Reifi Khashm Elgirba	Girba	6,958
		Kilo 26	9,760
	Reifi Kassla	Wad Sherife	19,468
Gedaref	Al Fashaga	Um Gargur	14,648
	Mafaza	Tenedba	70
	Galabat Ash-shargiah	Um Rakuba	35
Total			116,749

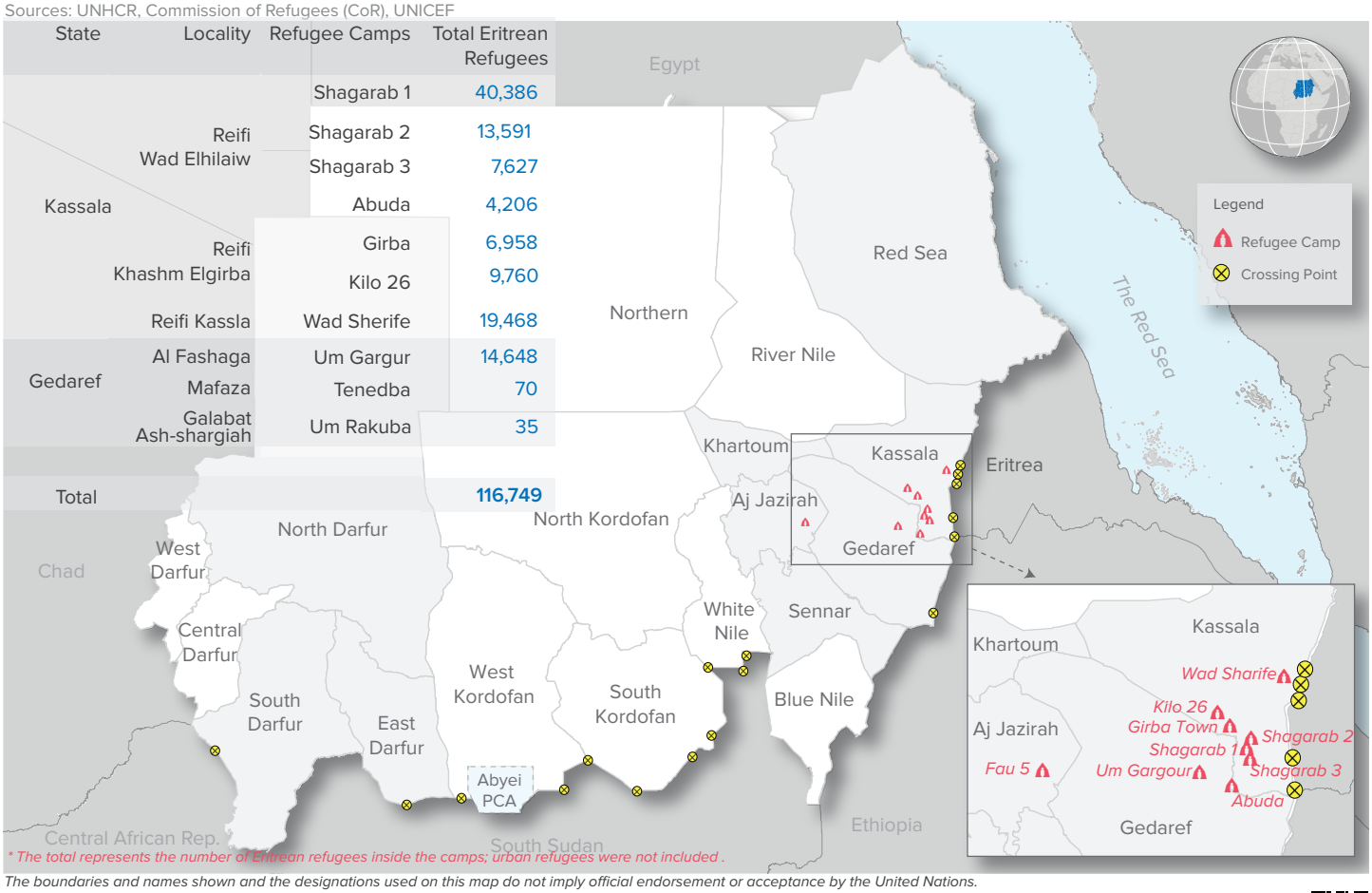

** The total represents the number of Eritrean refugees inside the camps; urban refugees were not included .*

The boundaries and names shown and the designations used on this map do not imply official endorsement or acceptance by the United Nations.

Abyei region: Final status of the Abyei area is not yet determined.

This document and further information are available on UNHCR Sudan data-portal, please click on the link https://data2.unhcr.org/en/country/sdn, or scan the QR code.

For Feedback Contact: UNHCR - Sudan, Information Management Unit, SUDKHIM@unhcr.org