SPAIN Weekly snapshot - Week 46 (10 - 16 Nov 2025)

The charts below are based on figures from the Ministry of Interior and UNHCR estimates. All figures are provisional and subject to change

Refugees & migrants: sea and land arrivals in week 46[1]

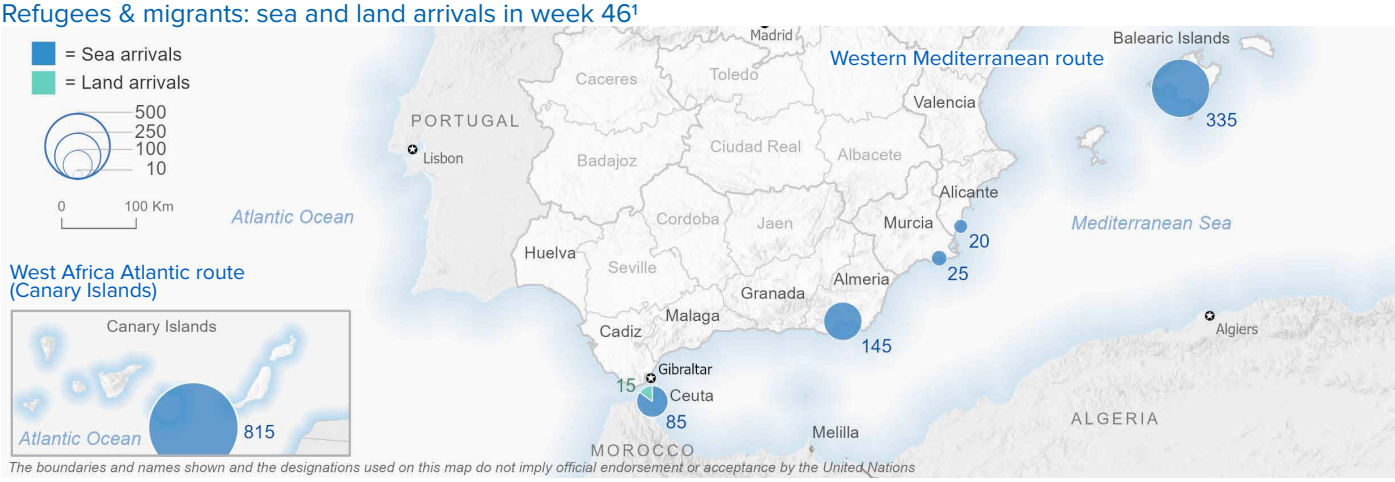

Arrivals in Spain

32,907 Arrivals as of 16 Nov 2025[2]

-38% Dif. 2024

32,096 Sea Arrivals[2]
Dif. 2024: -39%

811 Land Arrivals[2]
Dif. 2024: +97%

1,439 Arrivals Week 46[1]
Dif. last week: +135%
Dif. 2024: -39%

Western Mediterranean

17,463 Arrivals as of 16 Nov 2025[2]

+18% Dif. 2024

16,652 Sea Arrivals[2]
Dif. 2024: +16%

811 Land Arrivals[2]
Dif. 2024: +97%

626 Arrivals Week 46[1]
Dif. last week: +309%
Dif. 2024: +7%

West Africa Atlantic (Canary Islands)

15,444 Arrivals as of 16 Nov 2025[2]

-60% Dif. 2024

15,444 Sea Arrivals[2]
Dif. 2024: -60%

813 Arrivals Week 46[1]
Dif. last week: +77%
Dif. 2024: -54%

Arrivals in Spain during the last five weeks[1]



Arrivals in Spain by route during the last six months[2]

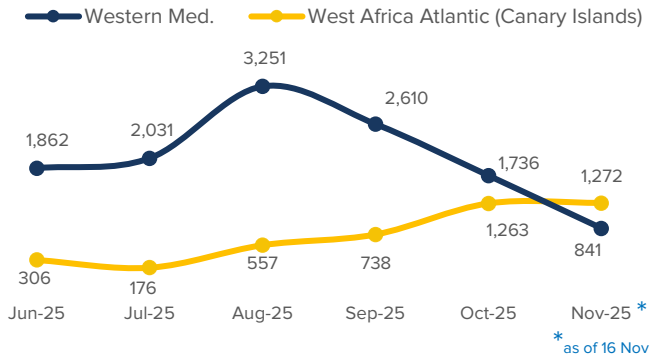

Arrivals in Spain per month[2]

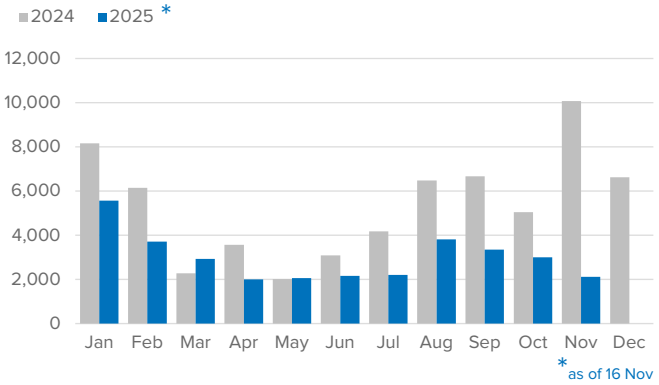

Arrivals in Spain per year[2]

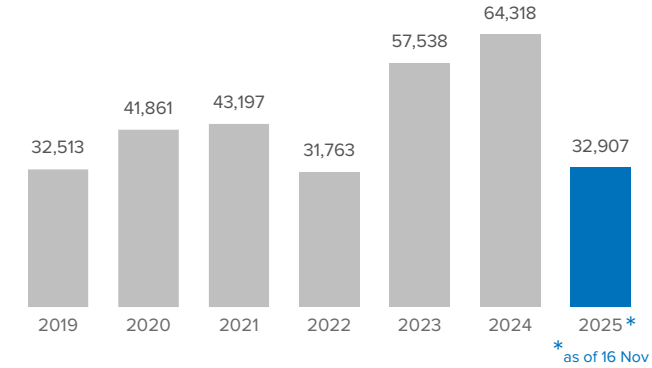

UNHCR / 21 Nov 2025
Source: UNHCR Spain data portal
[1]Based on UNHCR estimates.
[2]Based on figures from the Spanish Ministry of Interior and UNHCR estimates.