Türkiye Economic Empowerment Sector Achievements

November 2025

Inter-Agency Coordination Türkiye

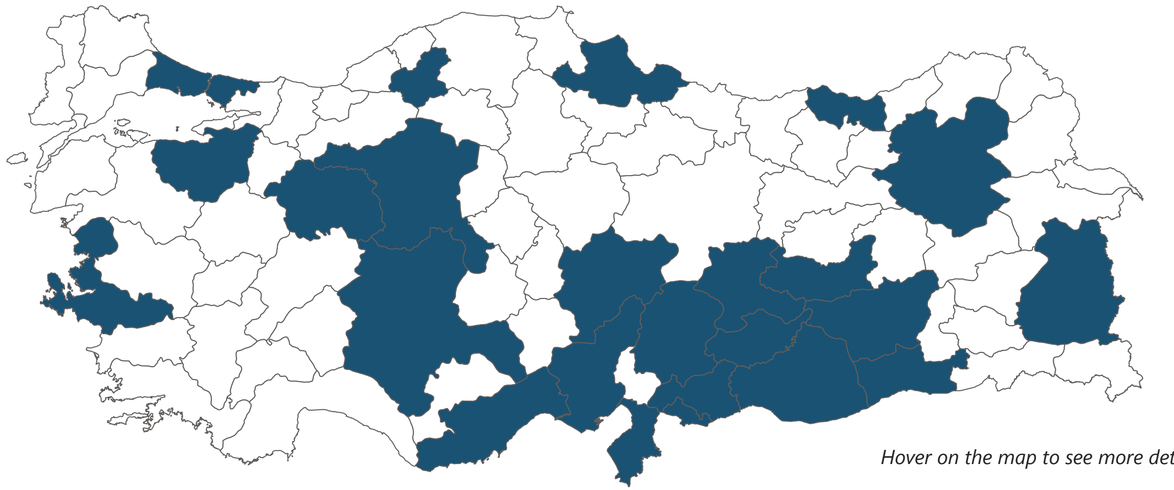

Hover on the map to see more details.

20.08K

# of direct beneficiaries reached by the sector

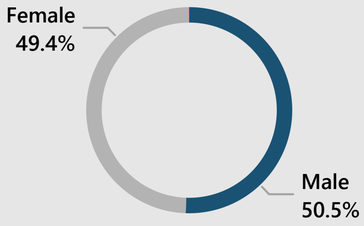

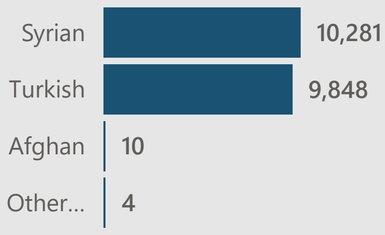

Implementing Agencies

CARE Inter...	ICMPD	ILO	SARD	Save the Ch...	STL	UNDP	WFP	World Visio...	Zero Discri...

Supporting Agencies

ASAM	DKH	FAO	ICMPD	SARD	Solidar Suisse	TRC	World Vision In...
CARE Internati...	DRC	HABITAT	ILO	Save the Childr...	STL	WFP	YSYD

TO IMPROVE THE FOOD SECURITY OF SYRIANS UNDER TEMPORARY PROTECTION AND VULNERABLE COMMUNITIES AND PREVENT THEM FROM RESORTING TO FOOD-RELATED NEGATIVE COPING STRATEGIES

1,901

1.1.1 # of individuals benefitted from training program on good food and nutrition agriculture practices (food consumption, food safety, nutrition, cooking demonstration)

9,239

2.5.1 # of individuals provided support with individual counselling, job counselling from strengthened public institutions

100

1.2.3 # of individuals benefitted from greenhouse or/and backyard farming schemes

INCREASED SOCIO-ECONOMIC INCLUSION THROUGH JOB CREATION, IMPROVED EMPLOYABILITY AND SYSTEM SUPPORT

268

1.A - Total # of individuals supported with job placement (i.e. people placed into decent jobs)

Female GNC Male

94%

201

1.C - Total # of individuals supported with self-employment opportunitites (new businesses establisheded)

Female GNC Male

51% 49%

211

1.D - Total # of individuals supported with the obtention of work permit.

Female Male

15% 85%

759

2.3.1.a # of individuals completed livelihoods trainings (technical and vocational trainings which can also include soft/language skills)- Non agricultural

Sources: ActivityInfo **Feedback:** berkin.erol@undp.org, IMTurkey@unhcr.org

The number of beneficiaries reached is calculated by summing indicators selected by the sectors; there may be duplications.

Türkiye Economic Empowerment Sector Achievements

November 2025

Inter-Agency Coordination Türkiye

Reporting Partner	Supporting Agency	Appeal, EQ Response...	Nationality	Province, District
All	All	All	All	All

Indicator	January	February	March	April	May	June	July	August	September
1.1.1 # of Female (18+) benefitted from training program on good food and nutrition agriculture practices (food consumption, food safety, nutrition, cooking demonstration)			425			204	197		525
1.1.1 # of individuals benefitted from training program on good food and nutrition agriculture practices (food consumption, food safety, nutrition, cooking demonstration)			425			372	197		907
1.1.1 # of Male (18+) benefitted from training program on good food and nutrition agriculture practices (food consumption, food safety, nutrition, cooking demonstration)						168			382
1.1.1 # of Non-binary adults (18+) benefitted from training program on good food and nutrition agriculture practices (food consumption, food safety, nutrition, cooking demonstration)						0			
1.1.2 # of awareness sessions on good food and nutrition agriculture practices						0			
1.1.3 # of school or community gardens						0			
1.1.4 # of Female (18+) provided with learning programmes on good food practices and healthy dietary habits						918	1,832		
1.1.4 # of individuals provided with learning programmes on good food practices and healthy dietary habits						1,679	3,037		
1.1.4 # of Male (18+) provided with learning programmes on good food practices and healthy dietary habits						761	1,205		
1.1.4 # of Non-binary adults (18+) provided with learning programmes on good food practices and healthy dietary habits						0			
1.2.1 # of Female (18+) provided with the tools to establish greenhouse, or/and backyard urban and peri-urban agriculture schemes	112					16			
1.2.1 # of individuals provided with the tools to establish greenhouse, or/and backyard urban and peri-urban agriculture schemes	282					100			
1.2.1 # of Male (18+) provided with the tools to establish greenhouse, or/and backyard urban and peri-urban agriculture schemes	170					84			
1.2.1 # of Non-binary adults (18+) provided with the tools to establish greenhouse, or/and backyard urban and peri-urban agriculture schemes						0			
1.2.2 # of greenhouse, or/and backyard farming schemes established						0			
1.2.3 # of Female (18+) benefitted from greenhouse or/and backyard farming schemes						16			
1.2.3 # of individuals benefitted from greenhouse or/and backyard farming schemes						100			
1.2.3 # of Male (18+) benefitted from greenhouse or/and backyard farming schemes						84			
1.2.3 # of Non-binary adults (18+) benefitted from greenhouse or/and backyard farming schemes						0			
Total	**3,027**	**1,687**	**2,555**	**1,437**	**50**	**8,246**	**12,550**	**1,273**	**10,461**

Sources: ActivityInfo **Feedback:** berkin.erol@undp.org, IMTurkey@unhcr.org

The number of beneficiaries reached is calculated by summing indicators selected by the sectors; there may be duplications.