# Registered Refugees and Asylum-Seekers in Jordan - All

Updated date: 01-12-2025

**Urban** 371,459 — 81.1%

**Camps** 86,787 — 18.9%

## Biometric Statistics

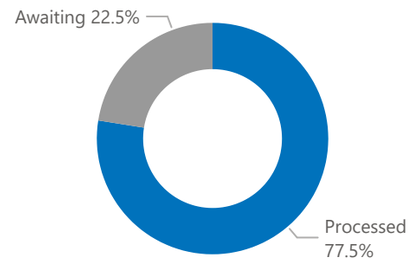


20,007 — 4.4%

215,464 — 47.0%

222,775 — 48.6%

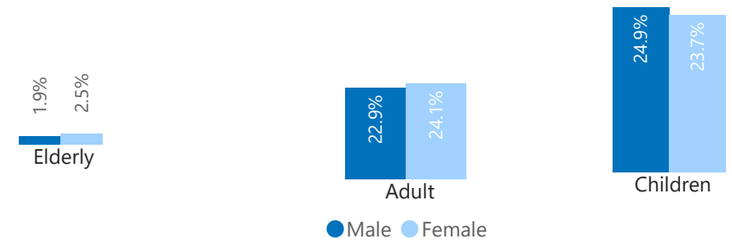


## Age and Gender

| Gender | 0-4 | 5-11 | 12-17 | 18-35 | 36-59 | 60+ |
|---|---|---|---|---|---|---|
| Male | 28,042 | 48,522 | 37,490 | 63,892 | 41,166 | 8,524 |
| Female | 26,975 | 46,213 | 35,533 | 64,577 | 45,829 | 11,483 |
| **Total** | **55,017** | **94,735** | **73,023** | **128,469** | **86,995** | **20,007** |
| | 12.0% | 20.7% | 15.9% | 28.0% | 19.0% | 4.4% |

## Origin Country

| | | |
|---|---|---|
| SOM | 323 | 0.1% |
| other | 396 | 0.1% |
| SUD | 4,271 | 0.9% |
| YEM | 7,442 | 1.6% |
| IRQ | 18,463 | 4.0% |
| SYR | 427,351 | 93.3% |

## Specific Needs

| | | |
|---|---|---|
| Serious medical condition | 63,471 | 13.9% |
| Disability | 44,736 | 9.8% |
| Child at risk | 21,134 | 4.6% |
| Specific legal and physical protection needs | 11,358 | 2.5% |
| Single parent | 9,421 | 2.1% |
| Woman at risk | 6,889 | 1.5% |
| Older person at risk | 4,537 | 1.0% |
| Unaccompanied or separated child | 956 | 0.2% |

** An individual can have more than one specific need*

| | | |
|---|---|---|
| Individuals with Specific Needs | 108,989 | 23.8% |

## Year of Arrival

| | | |
|---|---|---|
| Pre 2011 | 13,046 | 4.1% |
| 2011 | 14,636 | 4.6% |
| 2012 | 75,425 | 23.8% |
| 2013 | 124,413 | 39.2% |
| 2014 | 39,470 | 12.4% |
| 2015 | 12,535 | 4.0% |
| 2016 | 20,444 | 6.4% |
| 2017 | 4,666 | 1.5% |
| 2018 | 5,727 | 1.8% |
| 2019 | 2,364 | 0.7% |
| 2020 | 2,100 | 0.7% |
| 2021 | 984 | 0.3% |
| 2022 | 707 | 0.2% |
| 2023 | 563 | 0.2% |
| 2024 | 228 | 0.1% |
| 2025 | 7 | 0.0% |

** The new arrivals excludes newborn babies who are represented under the registration trend.*

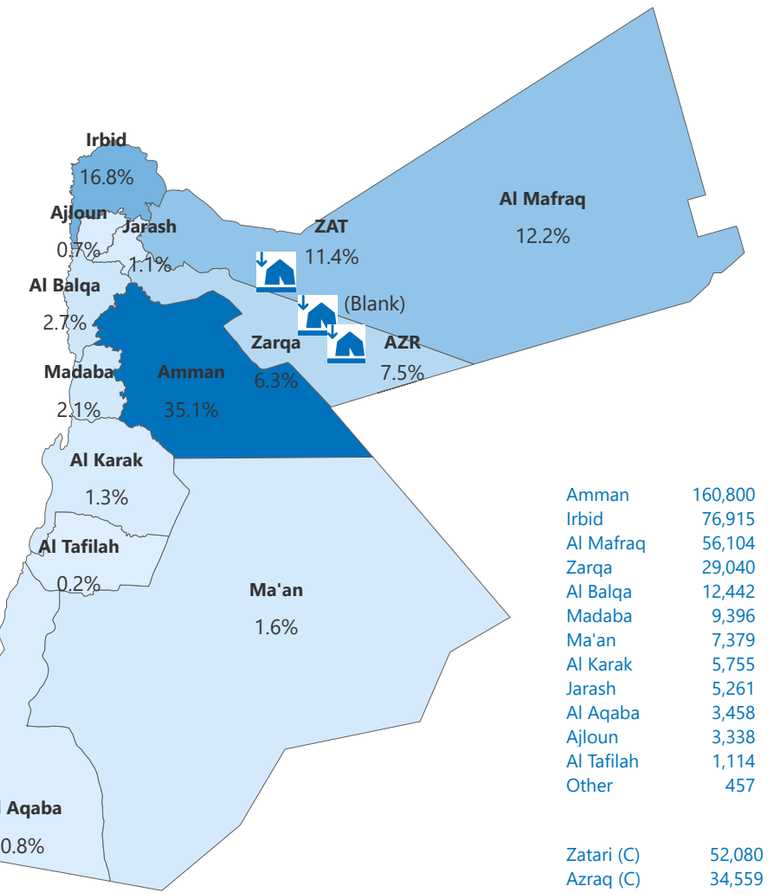


| | |
|---|---|
| Amman | 160,800 |
| Irbid | 76,915 |
| Al Mafraq | 56,104 |
| Zarqa | 29,040 |
| Al Balqa | 12,442 |
| Madaba | 9,396 |
| Ma'an | 7,379 |
| Al Karak | 5,755 |
| Jarash | 5,261 |
| Al Aqaba | 3,458 |
| Ajloun | 3,338 |
| Al Tafilah | 1,114 |
| Other | 457 |

| | |
|---|---|
| Zatari (C) | 52,080 |
| Azraq (C) | 34,559 |
| Garden Camp | 148 |

## Registration Trend

| | | |
|---|---|---|
| Pre - 2011 | 142,895 | 10.0% |
| 2011 | 10,988 | 0.8% |
| 2012 | 135,053 | 9.4% |
| 2013 | 675,168 | 47.1% |
| 2014 | 145,703 | 10.2% |
| 2015 | 55,246 | 3.9% |
| 2016 | 67,717 | 4.7% |
| 2017 | 41,330 | 2.9% |
| 2018 | 38,811 | 2.7% |
| 2019 | 23,924 | 1.7% |
| 2020 | 13,832 | 1.0% |
| 2021 | 24,379 | 1.7% |
| 2022 | 18,146 | 1.3% |
| 2023 | 15,801 | 1.1% |
| 2024 | 14,972 | 1.0% |
| 2025 | 9,179 | 0.6% |

## Registration Trend Quarterly

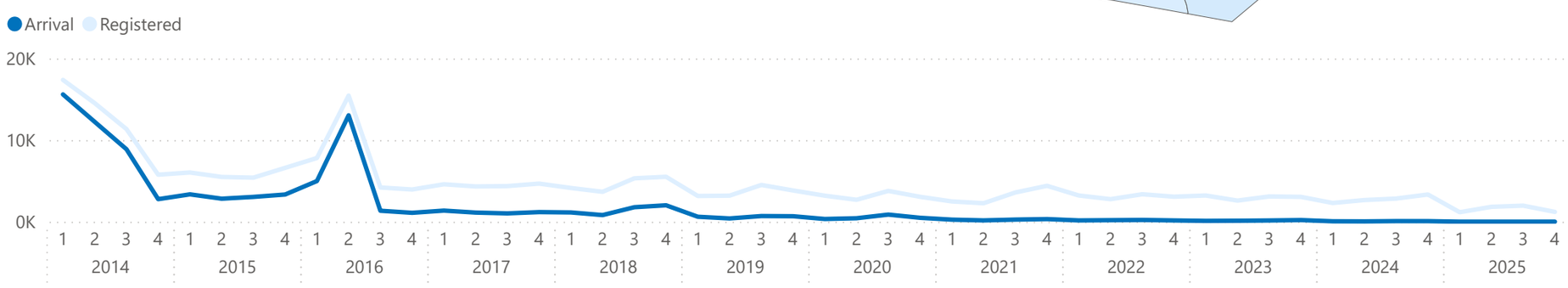


*Analyzed by Data Analysis Group | Jordan*
*Feedback: Asghar@unhcr.org*

# Registered Refugees and Asylum-Seekers in Jordan - SYR

Updated date: 01-12-2025

| Urban | 340,566 | Camps | 86,785 |
|---|---|---|---|
| | 79.7% | | 20.3% |

## Biometric Statistics

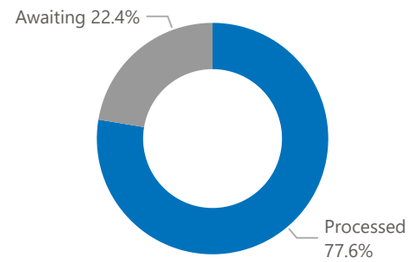


| | | |
|---|---|---|
| 16,881 | 197,575 | 212,895 |
| 4.0% | 46.2% | 49.8% |

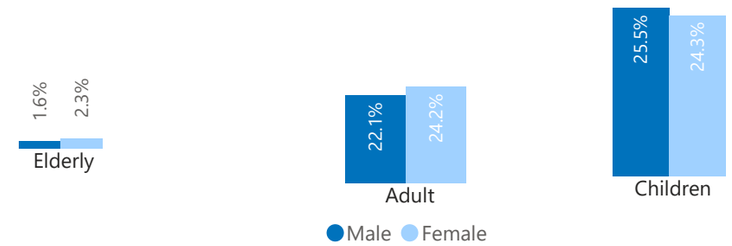


## Age and Gender

| Gender | 0-4 | 5-11 | 12-17 | 18-35 | 36-59 | 60+ |
|---|---|---|---|---|---|---|
| Male | 26,673 | 46,629 | 35,616 | 58,602 | 35,689 | 6,850 |
| Female | 25,679 | 44,383 | 33,915 | 60,840 | 42,444 | 10,031 |
| **Total** | **52,352** | **91,012** | **69,531** | **119,442** | **78,133** | **16,881** |
| | 12.3% | 21.3% | 16.3% | 27.9% | 18.3% | 4.0% |

## Origin Country

| | | |
|---|---|---|
| SYR | 427,351 | 100.0% |

## Specific Needs

| | | |
|---|---|---|
| Serious medical condition | 55,258 | 12.9% |
| Disability | 39,980 | 9.4% |
| Child at risk | 20,552 | 4.8% |
| Specific legal and physical protection needs | 9,843 | 2.3% |
| Single parent | 8,984 | 2.1% |
| Woman at risk | 5,870 | 1.4% |
| Older person at risk | 4,013 | 0.9% |
| Unaccompanied or separated child | 911 | 0.2% |

** An individual can have more than one specific need*

| | | |
|---|---|---|
| Individuals with Specific Needs | 98,628 | 23.1% |

## Year of Arrival

| | | |
|---|---|---|
| Pre 2011 | 7,779 | 2.7% |
| 2011 | 13,916 | 4.8% |
| 2012 | 74,244 | 25.4% |
| 2013 | 122,137 | 41.8% |
| 2014 | 35,329 | 12.1% |
| 2015 | 10,115 | 3.5% |
| 2016 | 17,927 | 6.1% |
| 2017 | 2,360 | 0.8% |
| 2018 | 2,164 | 0.7% |
| 2019 | 2,150 | 0.7% |
| 2020 | 1,956 | 0.7% |
| 2021 | 914 | 0.3% |
| 2022 | 648 | 0.2% |
| 2023 | 516 | 0.2% |
| 2024 | 207 | 0.1% |
| 2025 | 5 | 0.0% |

** The new arrivals excludes newborn babies who are represented under the registration trend.*

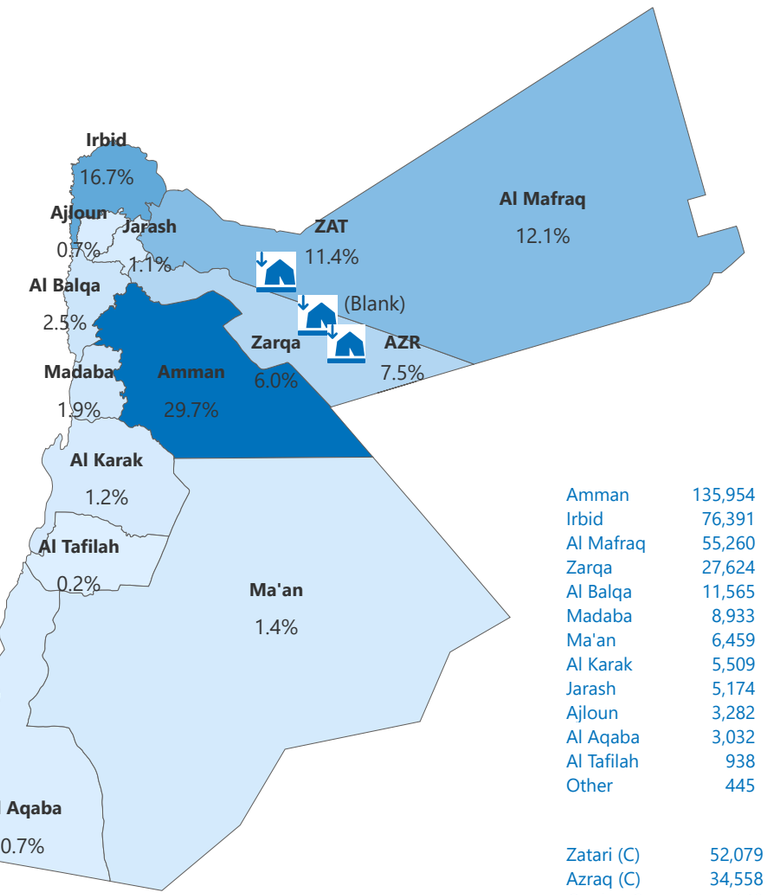


| | |
|---|---|
| Amman | 135,954 |
| Irbid | 76,391 |
| Al Mafraq | 55,260 |
| Zarqa | 27,624 |
| Al Balqa | 11,565 |
| Madaba | 8,933 |
| Ma'an | 6,459 |
| Al Karak | 5,509 |
| Jarash | 5,174 |
| Ajloun | 3,282 |
| Al Aqaba | 3,032 |
| Al Tafilah | 938 |
| Other | 445 |

| | |
|---|---|
| Zatari (C) | 52,079 |
| Azraq (C) | 34,558 |
| Garden Camp | 148 |

## Registration Trend

| | | |
|---|---|---|
| Pre - 2011 | 1,424 | 0.1% |
| 2011 | 2,361 | 0.2% |
| 2012 | 130,219 | 11.0% |
| 2013 | 667,132 | 56.2% |
| 2014 | 121,262 | 10.2% |
| 2015 | 41,010 | 3.5% |
| 2016 | 53,596 | 4.5% |
| 2017 | 28,664 | 2.4% |
| 2018 | 27,526 | 2.3% |
| 2019 | 22,281 | 1.9% |
| 2020 | 13,269 | 1.1% |
| 2021 | 23,126 | 1.9% |
| 2022 | 17,283 | 1.5% |
| 2023 | 15,057 | 1.3% |
| 2024 | 14,263 | 1.2% |
| 2025 | 8,649 | 0.7% |

## Registration Trend Quarterly

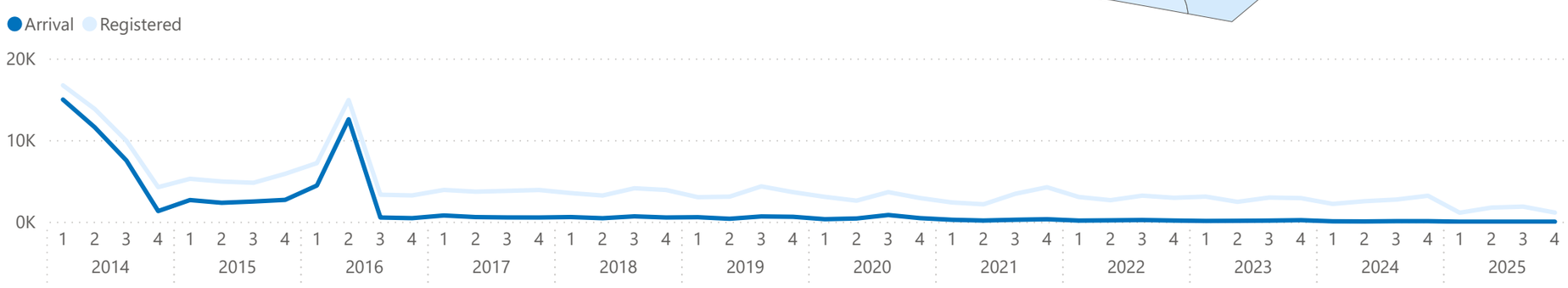


*Analyzed by Data Analysis Group | Jordan*
*Feedback: Asghar@unhcr.org*

# Registered Refugees and Asylum-Seekers in Jordan - IRQ

Updated date: 01-12-2025

| Urban | 18,462 | Camps | 1 |
|---|---|---|---|
| | 100.0% | | 0.0% |

## Biometric Statistics

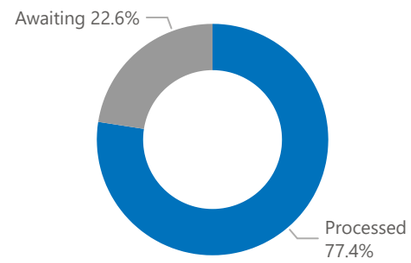


| 2,557 | 10,809 | 5,097 |
|---|---|---|
| 13.8% | 58.5% | 27.6% |

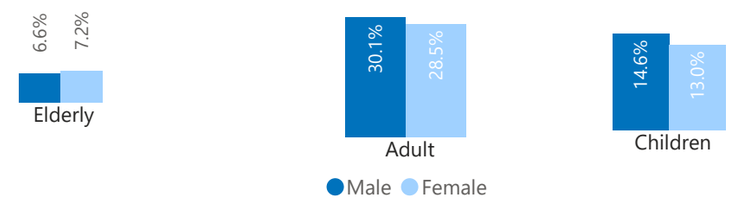


## Age and Gender

| Gender | 0-4 | 5-11 | 12-17 | 18-35 | 36-59 | 60+ |
|---|---|---|---|---|---|---|
| Male | 316 | 934 | 1,454 | 2,811 | 2,740 | 1,226 |
| Female | 274 | 890 | 1,229 | 2,637 | 2,621 | 1,331 |
| **Total** | **590** | **1,824** | **2,683** | **5,448** | **5,361** | **2,557** |
| | 3.2% | 9.9% | 14.5% | 29.5% | 29.0% | 13.8% |

## Origin Country

| | | |
|---|---|---|
| IRQ | 18,463 | 100.0% |

## Specific Needs

| | | |
|---|---|---|
| Serious medical condition | 5,314 | 28.8% |
| Disability | 2,959 | 16.0% |
| Woman at risk | 770 | 4.2% |
| Specific legal and physical protection needs | 711 | 3.9% |
| Child at risk | 446 | 2.4% |
| Older person at risk | 435 | 2.4% |
| Single parent | 311 | 1.7% |
| Unaccompanied or separated child | 22 | 0.1% |

** An individual can have more than one specific need*

| | | |
|---|---|---|
| Individuals with Specific Needs | 6,431 | 34.8% |

## Year of Arrival

| | | |
|---|---|---|
| Pre 2011 | 4,209 | 26.4% |
| 2011 | 433 | 2.7% |
| 2012 | 709 | 4.5% |
| 2013 | 1,189 | 7.5% |
| 2014 | 3,313 | 20.8% |
| 2015 | 1,552 | 9.7% |
| 2016 | 1,945 | 12.2% |
| 2017 | 1,457 | 9.2% |
| 2018 | 917 | 5.8% |
| 2019 | 77 | 0.5% |
| 2020 | 66 | 0.4% |
| 2021 | 17 | 0.1% |
| 2022 | 19 | 0.1% |
| 2023 | 15 | 0.1% |
| 2024 | 4 | 0.0% |
| 2025 | 1 | 0.0% |

** The new arrivals excludes newborn babies who are represented under the registration trend.*

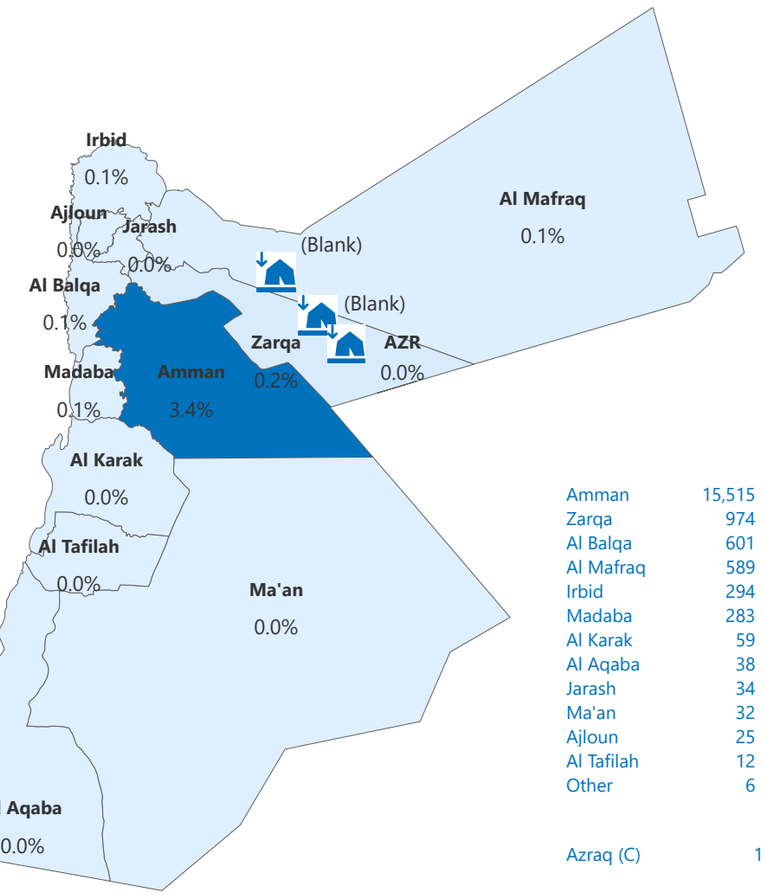


| | |
|---|---|
| Amman | 15,515 |
| Zarqa | 974 |
| Al Balqa | 601 |
| Al Mafraq | 589 |
| Irbid | 294 |
| Madaba | 283 |
| Al Karak | 59 |
| Al Aqaba | 38 |
| Jarash | 34 |
| Ma'an | 32 |
| Ajloun | 25 |
| Al Tafilah | 12 |
| Other | 6 |
| Azraq (C) | 1 |

## Registration Trend

| | | |
|---|---|---|
| Pre - 2011 | 133,236 | 65.2% |
| 2011 | 7,770 | 3.8% |
| 2012 | 4,088 | 2.0% |
| 2013 | 5,396 | 2.6% |
| 2014 | 21,535 | 10.5% |
| 2015 | 9,869 | 4.8% |
| 2016 | 10,560 | 5.2% |
| 2017 | 7,070 | 3.5% |
| 2018 | 3,220 | 1.6% |
| 2019 | 431 | 0.2% |
| 2020 | 127 | 0.1% |
| 2021 | 426 | 0.2% |
| 2022 | 213 | 0.1% |
| 2023 | 154 | 0.1% |
| 2024 | 144 | 0.1% |
| 2025 | 92 | 0.0% |

## Registration Trend Quarterly

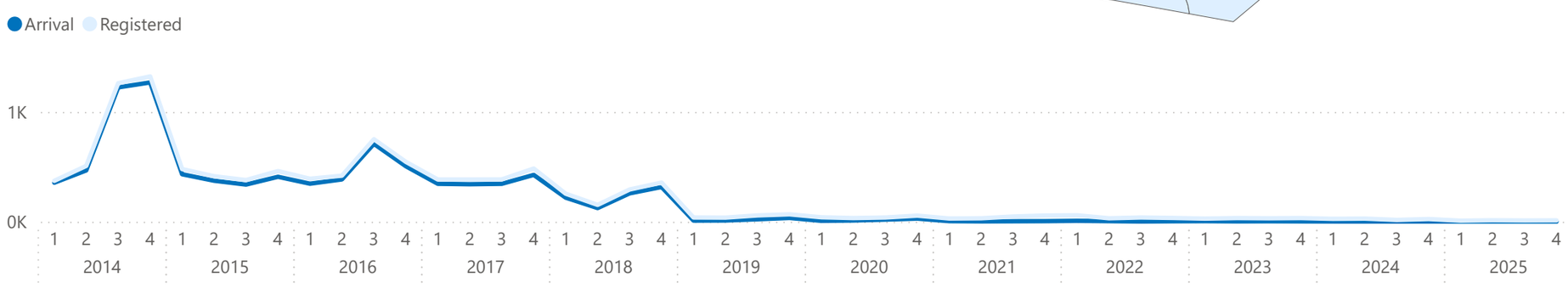


*Analyzed by Data Analysis Group | Jordan*
*Feedback: Asghar@unhcr.org*

# Registered Refugees and Asylum-Seekers in Jordan - Multip...

Updated date: 01-12-2025

| Urban | Camps |
|---|---|
| 12,431 | 1 |
| 100.0% | 0.0% |

## Biometric Statistics

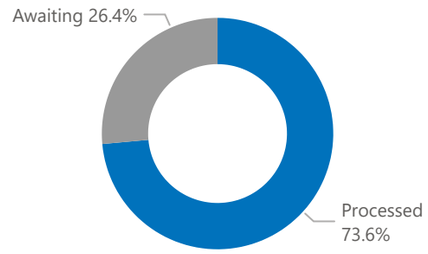


| 569 | 7,080 | 4,783 |
|---|---|---|
| 4.6% | 56.9% | 38.5% |

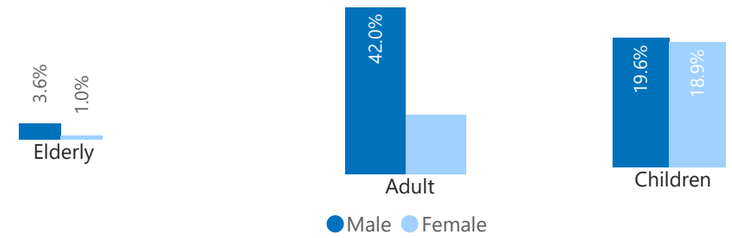


## Age and Gender

| Gender | 0-4 | 5-11 | 12-17 | 18-35 | 36-59 | 60+ |
|---|---|---|---|---|---|---|
| Female | 1,022 | 940 | 389 | 1,100 | 764 | 121 |
| Male | 1,053 | 959 | 420 | 2,479 | 2,737 | 448 |
| **Total** | **2,075** | **1,899** | **809** | **3,579** | **3,501** | **569** |
| | 16.7% | 15.3% | 6.5% | 28.8% | 28.2% | 4.6% |

## Origin Country

| | | |
|---|---|---|
| SOM | 323 | 2.6% |
| other | 396 | 3.2% |
| SUD | 4,271 | 34.4% |
| YEM | 7,442 | 59.9% |

## Specific Needs

| | | |
|---|---|---|
| Serious medical condition | 2,899 | 23.3% |
| Disability | 1,797 | 14.5% |
| Specific legal and physical protection needs | 804 | 6.5% |
| Woman at risk | 249 | 2.0% |
| Child at risk | 136 | 1.1% |
| Single parent | 126 | 1.0% |
| Older person at risk | 89 | 0.7% |
| Unaccompanied or separated child | 23 | 0.2% |

** An individual can have more than one specific need*

| | | |
|---|---|---|
| Individuals with Specific Needs | 3,930 | 31.6% |

## Year of Arrival

| | | |
|---|---|---|
| Pre 2011 | 1,058 | 11.7% |
| 2011 | 287 | 3.2% |
| 2012 | 472 | 5.2% |
| 2013 | 1,087 | 12.0% |
| 2014 | 828 | 9.2% |
| 2015 | 868 | 9.6% |
| 2016 | 572 | 6.3% |
| 2017 | 849 | 9.4% |
| 2018 | 2,646 | 29.3% |
| 2019 | 137 | 1.5% |
| 2020 | 78 | 0.9% |
| 2021 | 53 | 0.6% |
| 2022 | 40 | 0.4% |
| 2023 | 32 | 0.4% |
| 2024 | 17 | 0.2% |
| 2025 | 1 | 0.0% |

** The new arrivals excludes newborn babies who are represented under the registration trend.*

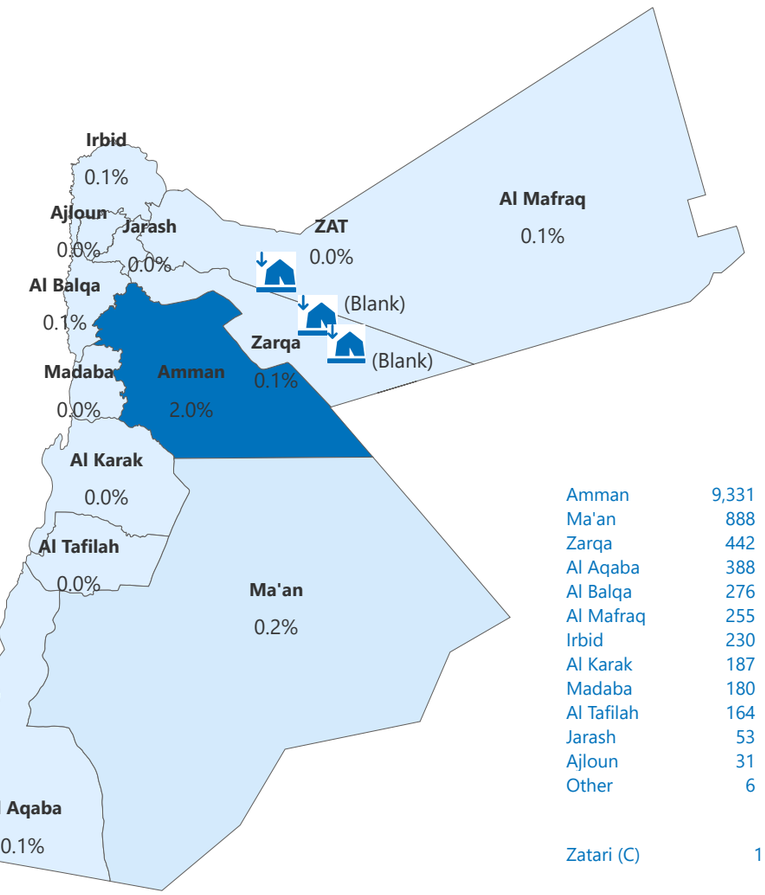


| | |
|---|---|
| Amman | 9,331 |
| Ma'an | 888 |
| Zarqa | 442 |
| Al Aqaba | 388 |
| Al Balqa | 276 |
| Al Mafraq | 255 |
| Irbid | 230 |
| Al Karak | 187 |
| Madaba | 180 |
| Al Tafilah | 164 |
| Jarash | 53 |
| Ajloun | 31 |
| Other | 6 |
| Zatari (C) | 1 |

## Registration Trend

| | | |
|---|---|---|
| Pre - 2011 | 8,235 | 19.8% |
| 2011 | 857 | 2.1% |
| 2012 | 746 | 1.8% |
| 2013 | 2,640 | 6.3% |
| 2014 | 2,906 | 7.0% |
| 2015 | 4,367 | 10.5% |
| 2016 | 3,561 | 8.5% |
| 2017 | 5,596 | 13.4% |
| 2018 | 8,065 | 19.3% |
| 2019 | 1,212 | 2.9% |
| 2020 | 436 | 1.0% |
| 2021 | 827 | 2.0% |
| 2022 | 650 | 1.6% |
| 2023 | 590 | 1.4% |
| 2024 | 565 | 1.4% |
| 2025 | 438 | 1.1% |

## Registration Trend Quarterly

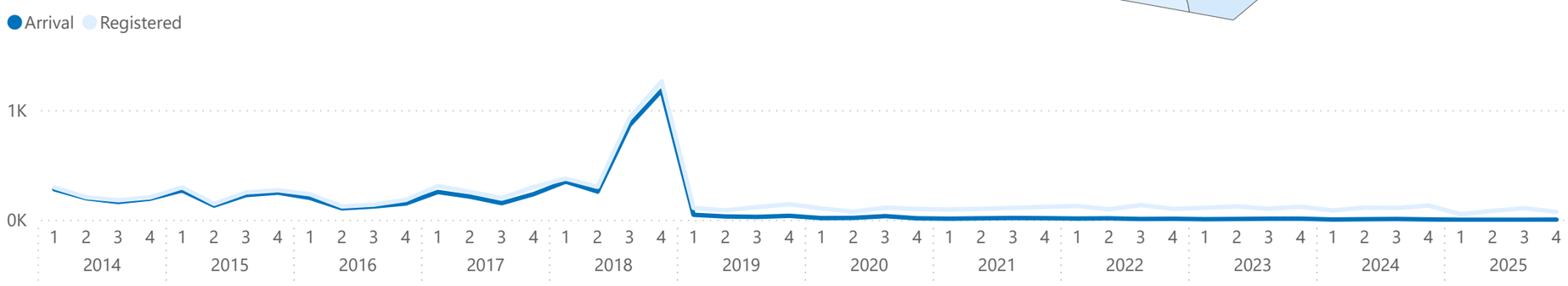


*Analyzed by Data Analysis Group | Jordan*
*Feedback: Asghar@unhcr.org*