Uganda Country Refugee Response Plan (UCRRP)
Critical Indicator Tracking Matrix - **Nyumanzi Reception Centre**

As of *03/10/2025 - 09/10/2025*

New arrivals

40,364
Arrivals since Jan 2025

131
Arrivals in the last reporting week

Occupancy

15%
The center is operating within capacity, accomodating a population of
151 compared to its capacity of
1,000 individuals

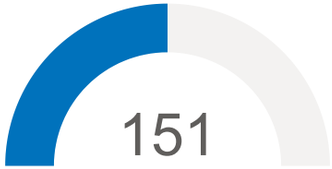

Daily new arrivals

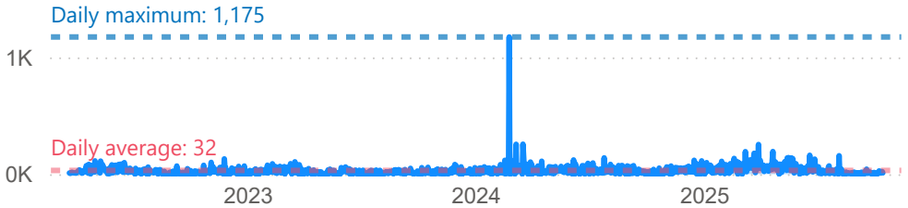

Sector	Indicator	Indicator Description / Standard	Target / Standard	Current status	What is being done - Comments	Status
Food	Food (Kilocalories/Person/Day)	2,100 kilo calories - The 2,100 kilocalories per person per day standard ensures basic energy and nutritional needs are met, typically provided through three balanced meals within the centres.	2,100	2,100	New arrivals at this reception centre are receiving 3 hot meals a day.	🟢
Health	% Of Arrivals Medically Screened	100 per cent	100	100	All individuals screened prior to registration. No disease outbreak was reported.	🟢
	Crude Mortality Rate	1 death/10000/day	1	0	No death was reported during the week.	🟢
	Measles Vaccine Coverage Rate	100 per cent	95	100	23 children were vaccinated against measles. There are adequate vaccines, vaccine supplies and commodities available.	🟢
	Skilled Birth Attendance	100 per cent	100	0	No delivery was registered.	🟢
	Under Five Mortality Rate	2 deaths/10000/day	2	0	No death was reported during the week.	🟢
Nutrition	Global Acute Malnutrition Rate	< 10%	10	4	GAM is at 4.4%. 3 (2 moderate & 1 severe) children were malnourished out of the 68 children screened for malnutrition during the bi-weekly mass nutrition screening at the reception centre.	🟢
	Severe Acute Malnutrition Rate	< 2%	2	2	SAM rate is at 1.5% among the 68 children screened.	🟢
Protection	% Of Persons Individually Registered	100 per cent of the new arrivals should be registered in ProGres V4	100	55	No registration was done.	🔴
Shelter	Accomodation Space	3.5 SQM/person (Has holding capacity of 1,000 individuals)	1,000	151	The transit centre is within capacity.	🟢
WASH	Bathing Facilities	One facility per 50 people	3	64	No gap	🟢
	Health Promoters Per Refugees	One for 500	1	6	No gap	🟢
	Latrine Coverage	One latrine stance for 20 persons	8	73	No gap	🟢
	Water Coverage	Min of 15 litres/person/day	15	238	No gap	🟢

🔴 *Indicates that there's a gap* 🟢 *Indicates that there's no gap*

Uganda Country Refugee Response Plan (UCRRP)
Critical Indicator Tracking Matrix - **Nyakabande Transit Centre**

As of *03/10/2025 - 09/10/2025*

New arrivals

45,665
Arrivals since Jan 2025

301
Arrivals in the last reporting week

Occupancy

72%
The center is operating within capacity, accomodating a population of
1,020 compared to its capacity of
1,420 individuals

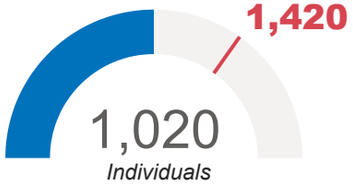

Daily new arrivals

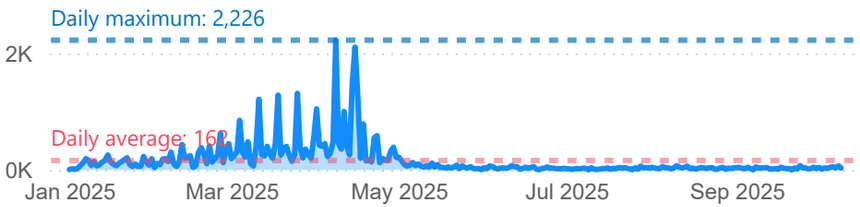

Sector	Indicator	Indicator Description / Standard	Target / Standard	Current status	What is being done - Comments	Status
Food	Food (Kilocalories/Person/Day)	2,100 kilo calories - The 2,100 kilocalories per person per day standard ensures basic energy and nutritional needs are met, typically provided through three balanced meals within the centres.	2,100	2,100	New arrivals at this transit centre are receiving 3 hot meals a day.	●
Health	% Of Arrivals Medically Screened	100 per cent	100	100	All individuals screened prior to registration. No disease outbreak was reported.	●
	Crude Mortality Rate	1 death/10000/day	1	0	No death was reported this week.	●
	Measles Vaccine Coverage Rate	100 per cent	95	100	128 children were vaccinated against measles. There are adequate vaccines, vaccine supplies and commodities available.	●
	Skilled Birth Attendance	100 per cent	100	0	No emergency delivery was registered.	●
	Under Five Mortality Rate	2 deaths/10000/day	2	0	No death was registered among children under 5 years during the week.	●
Nutrition	Global Acute Malnutrition Rate	< 10%	10	6	GAM is at 6.4%. 3 (3 moderate & 0 severe) children were malnourished out of the 47 children screened for malnutrition during the bi-weekly mass nutrition screening at the reception centre.	●
	Severe Acute Malnutrition Rate	< 2%	2	0	SAM is at 0% among the 47 children in the reception centre following the bi-weekly nutrition screening.	●
Protection	% Of Persons Individually Registered	100 per cent of the new arrivals should be registered in ProGres V4	100	100	Registration activities are progressing smoothly.	●
Shelter	Accomodation Space	3.5 SQM/person (Has holding capacity of 1,420 individuals)	1,420	1,020	The transit centre is within capacity.	●
WASH	Bathing Facilities	One facility per 50 people	20	23	No gap	●
	Health Promoters Per Refugees	One for 500	2	7	No gap	●
	Latrine Coverage	One latrine stance for 20 persons	51	95	No gap	●
	Water Coverage	Min of 15 litres/person/day	15	22	No gap	●

● *Indicates that there's a gap* ● *Indicates that there's no gap*

Uganda Country Refugee Response Plan (UCRRP)
Critical Indicator Tracking Matrix - **Matanda Transit Centre**

As of *03/10/2025 - 09/10/2025*

New arrivals

16,801
Arrivals since Jan 2025

12
Arrivals in the last reporting week

Occupancy

4%
The center is operating within capacity, accomodating a population of
34 compared to its capacity of
900 individuals

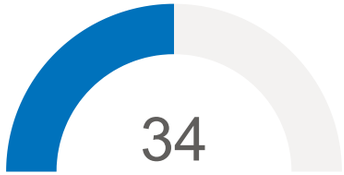

Daily new arrivals

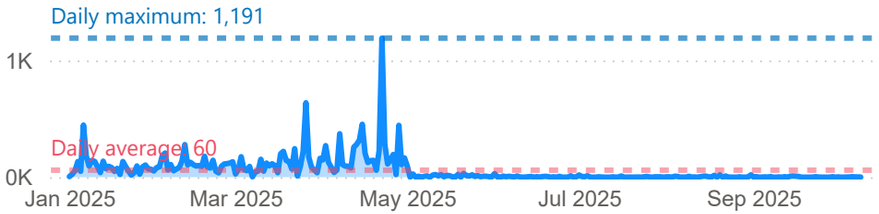

Sector	Indicator	Indicator Description / Standard	Target / Standard	Current status	What is being done - Comments	Status
Food	Food (Kilocalories/Person/Day)	2,100 kilo calories - The 2,100 kilocalories per person per day standard ensures basic energy and nutritional needs are met, typically provided through three balanced meals within the centres.	2,100	2,100	New arrivals at this transit centre are receiving 3 hot meals a day.	●
Health	% Of Arrivals Medically Screened	100 per cent	100	100	All individuals screened prior to registration. No disease outbreak was reported.	●
	Crude Mortality Rate	1 death/10000/day	1	0	No death was reported during the week.	●
	Measles Vaccine Coverage Rate	100 per cent	95	100	2 children were vaccinated against measles. There are adequate vaccines, vaccine supplies and commodities available.	●
	Skilled Birth Attendance	100 per cent	100		No delivery was registered.	●
	Under Five Mortality Rate	2 deaths/10000/day	2	0	No death of children under 5 years was reported during the week.	●
Nutrition	Global Acute Malnutrition Rate	< 10%	10	8	GAM is at 7.7%. 1 (1 moderate & 0 severe) children were malnourished out of the 13 children screened for malnutrition during the bi-weekly mass nutrition screening at the reception centre.	●
	Severe Acute Malnutrition Rate	< 2%	2	0	SAM is at 0% among the 12 children screened in the reception centre following the bi-weekly nutrition screening.	●
Protection	% Of Persons Individually Registered	100 per cent of the new arrivals should be registered in ProGres V4	100	9	Registration activities are progressing smoothly.	●
Shelter	Accomodation Space	3.5 SQM/person (Has holding capacity of 900 individuals)	900	34	The transit centre is within capacity.	●
WASH	Bathing Facilities	One facility per 50 people	1	25	No gap	●
	Health Promoters Per Refugees	One for 500	1	2	No gap	●
	Latrine Coverage	One latrine stance for 20 persons	2	25	No gap	●
	Water Coverage	Min of 15 litres/person/day	15	1,176	No gap	●

● *Indicates that there's a gap* ● *Indicates that there's no gap*

Uganda Country Refugee Response Plan (UCRRP)
Critical Indicator Tracking Matrix - **Kiryandongo Reception Centre**

As of *03/10/2025 - 09/10/2025*

New arrivals

20,878
Arrivals since Jan 2025

1
Arrivals in the last reporting week

Occupancy

63%
The center is operating within capacity, accomodating a population of
328 compared to its capacity of
521 individuals

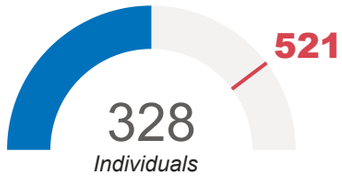

Daily new arrivals

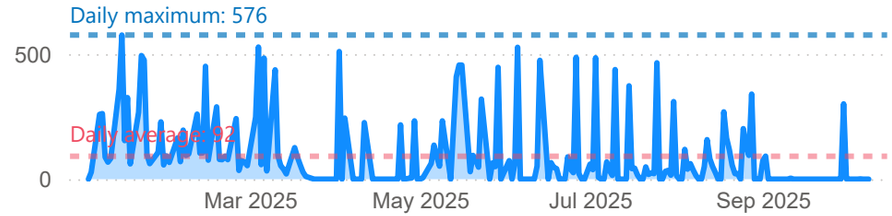

Sector	Indicator	Indicator Description / Standard	Target / Standard	Current status	What is being done - Comments	Status
Food	Food (Kilocalories/Person/Day)	2,100 kilo calories - The 2,100 kilocalories per person per day standard ensures basic energy and nutritional needs are met, typically provided through three balanced meals within the centres.	2,100	2,100	New arrivals at this reception centre are receiving 3 hot meals a day.	🟢
Nutrition	Global Acute Malnutrition Rate	< 10%	10	16	GAM is 15.6% among children in the reception centre with 13 (10 moderate and 3 severe) malnourished children identified out of 64 children screened.	🔴
	Severe Acute Malnutrition Rate	< 2%	2	5	SAM is at 4.7% among children in the reception centre out of the 64 children screened.	🔴
Protection	% Of Persons Individually Registered	100 per cent of the new arrivals should be registered in ProGres V4	100	0	No registration was done	🔴
Shelter	Accomodation Space	3.5 SQM/person (Has holding capacity of 521 individuals)	521	328	The transit centre is within capacity.	🟢
WASH	Bathing Facilities	One facility per 50 people	7	33	No gap	🟢
	Health Promoters Per Refugees	One for 500	1	2	No gap	🟢
	Latrine Coverage	One latrine stance for 20 persons	16	26	No gap	🟢
	Water Coverage	Min of 15 litres/person/day	15	91	No gap	🟢

Note: *Health indicators are screened at the transit centres and therefore not repeated at the reception centre.*

🔴 *Indicates that there's a gap* 🟢 *Indicates that there's no gap*

Uganda Country Refugee Response Plan (UCRRP)
Critical Indicator Tracking Matrix - **Lokung Collection Point**

As of *03/10/2025 - 09/10/2025*

New arrivals

7,759
Arrivals since Jan 2025

37
Arrivals in the last reporting week

Occupancy

42%
The center is operating within capacity, accomodating a population of
181 compared to its capacity of
430 individuals

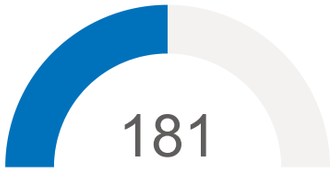

Daily new arrivals

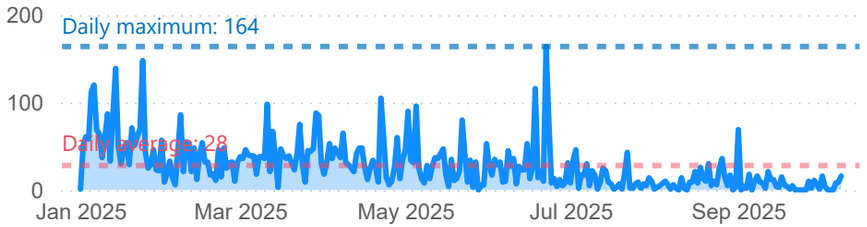

Sector	Indicator	Indicator Description / Standard	Target / Standard	Current status	What is being done - Comments	Status
Food	Food (Kilocalories/Person/Day)	2,100 kilo calories - The 2,100 kilocalories per person per day standard ensures basic energy and nutritional needs are met, typically provided through three balanced meals within the centres.	2,100	2,100	New arrivals at this reception centre are receiving 3 hot meals a day.	🟢
Health	% Of Arrivals Medically Screened	100 per cent	100	100	All individuals screened prior to registration. No disease outbreak was reported.	🟢
	Crude Mortality Rate	1 death/10000/day	1	0	No death was reported during the week.	🟢
	Measles Vaccine Coverage Rate	100 per cent	95	100	28 children were vaccinated against measles. There are adequate vaccines, vaccine supplies and commodities available.	🟢
	Skilled Birth Attendance	100 per cent	100	0	No delivery was registered.	🟢
	Under Five Mortality Rate	2 deaths/10000/day	2	0	No death was reported during the week.	🟢
Nutrition	Global Acute Malnutrition Rate	< 10%	10	6	GAM is at 6.3% 2 (2 moderate & 0 severe) children were malnourished out of the 32 children screened for malnutrition during the bi-weekly mass nutrition screening at the reception centre.	🟢
	Severe Acute Malnutrition Rate	< 2%	2	0	SAM is at 0% among children in the reception centre following the bi-weekly nutrition screening out of 32 children.	🟢
Protection	% Of Persons Individually Registered	100 per cent of the new arrivals should be registered in ProGres V4	100	6	Registration activities are progressing smoothly.	🔴
Shelter	Accomodation Space	3.5 SQM/person (Has holding capacity of 430 individuals)	430	181	The transit centre is within capacity.	🟢
WASH	Bathing Facilities	One facility per 50 people	4	112	No gap	🟢
	Health Promoters Per Refugees	One for 500	1	4	No gap	🟢
	Latrine Coverage	One latrine stance for 20 persons	9	89	No gap	🟢
	Water Coverage	Min of 15 litres/person/day	15	55	No gap	🟢

🔴 *Indicates that there's a gap* 🟢 *Indicates that there's no gap*

Uganda Country Refugee Response Plan (UCRRP)
Critical Indicator Tracking Matrix - **Bubukwanga Transit Centre**

As of *03/10/2025 - 09/10/2025*

New arrivals

3,533
Arrivals since Jan 2025

113
Arrivals in the last reporting week

Occupancy

49%
The center is operating within capacity, accomodating a population of
321 compared to its capacity of
650 individuals

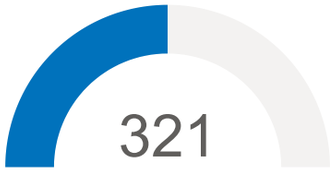

Daily new arrivals

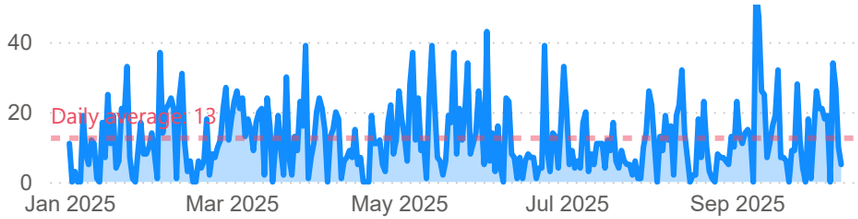

Sector	Indicator	Indicator Description / Standard	Target / Standard	Current status	What is being done - Comments	Status
Food	Food (Kilocalories/Person/Day)	2,100 kilo calories - The 2,100 kilocalories per person per day standard ensures basic energy and nutritional needs are met, typically provided through three balanced meals within the centres.	2,100	2,100	New arrivals at this reception centre are receiving 3 hot meals a day.	Green
Health	% Of Arrivals Medically Screened	100 per cent	100	100	All individuals screened prior to registration. No disease outbreak was reported.	Green
	Crude Mortality Rate	1 death/10000/day	1	0	No death was reported during the week.	Green
	Measles Vaccine Coverage Rate	100 per cent	95	0	No child was vaccinated against measles. There are adequate vaccines, vaccine supplies and commodities available.	Red
	Skilled Birth Attendance	100 per cent	100	0	No delivery was registered.	Green
	Under Five Mortality Rate	2 deaths/10000/day	2	0	No death was reported during the week.	Green
Nutrition	Global Acute Malnutrition Rate	< 10%	10		No screening was conducted	Green
	Severe Acute Malnutrition Rate	< 2%	2	0	No screening was conducted	Green
Protection	% Of Persons Individually Registered	100 per cent of the new arrivals should be registered in ProGres V4	100	80	Registration actvities are progressing smoothly.	Red
Shelter	Accomodation Space	3.5 SQM/person (Has holding capacity of 650 individuals)	650	321	The transit centre is within capacity.	Green
WASH	Bathing Facilities	One facility per 50 people	6	25	No gap	Green
	Health Promoters Per Refugees	One for 500	1	157	No gap	Green
	Latrine Coverage	One latrine stance for 20 persons	16	25	No gap	Green
	Water Coverage	Min of 15 litres/person/day	15	84	No gap	Green

Indicates that there's a gap *Indicates that there's no gap*

Uganda Country Refugee Response Plan (UCRRP)
Critical Indicator Tracking Matrix - **Kabazana Reception Centre**

As of *03/10/2025 - 09/10/2025*

New arrivals

55,869
Arrivals since Jan 2025

148
Arrivals in the last reporting week

Occupancy

38%
The center is operating within capacity, accomodating a population of
569 compared to its capacity of
1,500 individuals

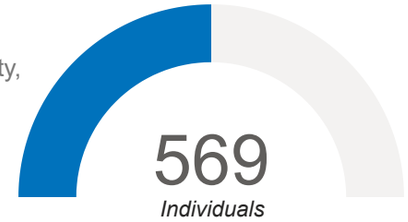

Daily new arrivals

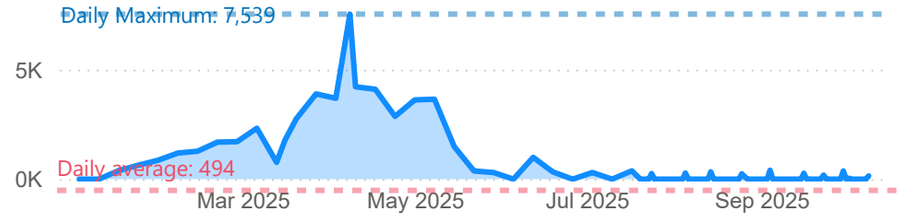

Sector	Indicator	Indicator Description / Standard	Target / Standard	Current status	What is being done - Comments	Status
Food	Food (Kilocalories/Person/Day)	2,100 kilo calories - The 2,100 kilocalories per person per day standard ensures basic energy and nutritional needs are met, typically provided through three balanced meals within the centres.	2,100	2,100	New arrivals at this reception centre are receiving 3 hot meals a day.	
Nutrition	Global Acute Malnutrition Rate	< 10%	10	10	GAM is 9.8% among children in the reception centre with 9 (5 moderate and 4 severe) malnourished children identified out of 92 children screened.	
	Severe Acute Malnutrition Rate	< 2%	2	4	SAM is at 4.3% among children in the reception centre out of the 92 children screened.	
Protection	% Of Persons Individually Registered	100 per cent of the new arrivals should be registered in ProGres V4	100	100	Arrivals relocated to Kabazana have already been registered.	
Shelter	Accomodation Space	3.5 SQM/person (Has holding capacity of 1,500 individuals)	1,500	569	The transit centre is within capacity.	
WASH	Bathing Facilities	One facility per 50 people	11	62	No gap	
	Health Promoters Per Refugees	One for 500	1	222	No gap	
	Latrine Coverage	One latrine stance for 20 persons	28	36	No gap	
	Water Coverage	Min of 15 litres/person/day	15	9	There is a gap of 3,414 litres	

Note: *Health indicators are screened at the transit centres and therefore not repeated at the reception centre.*

Indicates that there's a gap *Indicates that there's no gap*

Uganda Country Refugee Response Plan (UCRRP)
Critical Indicator Tracking Matrix - **Kagoma Reception Centre**

As of *03/10/2025 - 09/10/2025*

New arrivals

4,464
Arrivals since Jan 2025

60
Arrivals in the last reporting week

Occupancy

54%
The center is operating within capacity, accomodating a population of
663 compared to its capacity of
1,230 individuals

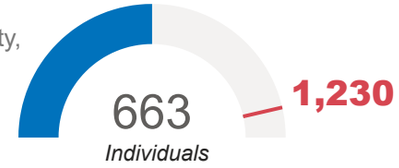

Daily new arrivals

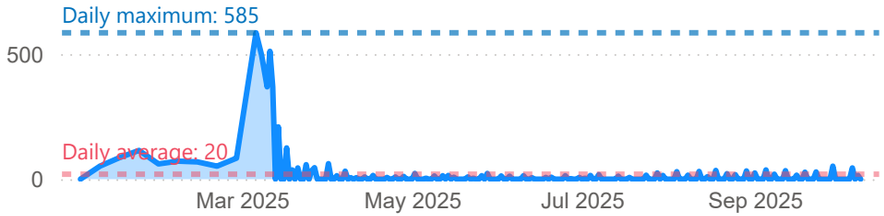

Sector	Indicator	Indicator Description / Standard	Target / Standard	Current status	What is being done - Comments	Status
Food	Food (Kilocalories/Person/Day)	2,100 kilo calories - The 2,100 kilocalories per person per day standard ensures basic energy and nutritional needs are met, typically provided through three balanced meals within the centres.	2,100	2,100	New arrivals at this reception centre are receiving 3 hot meals a day.	●
Nutrition	Global Acute Malnutrition Rate	< 10%	10	5	GAM is 4.7% among children in the reception centre with 3(2 MAM & 1 SAM) out of 64 children screened.	●
	Severe Acute Malnutrition Rate	< 2%	2	2	SAM is at 1.6% among children in the reception centre out of the 64 children screened.	●
Protection	% Of Persons Individually Registered	100 per cent of the new arrivals should be registered in ProGres V4	100	100	Registration of arrivals are progressing on smoothly.	●
Shelter	Accomodation Space	3.5 SQM/person (Has holding capacity of 1,230 individuals)	1,230	663	The transit centre is within capacity.	●
WASH	Bathing Facilities	One facility per 50 people	13	29	No gap	●
	Health Promoters Per Refugees	One for 500	1	4	No gap	●
	Latrine Coverage	One latrine stance for 20 persons	33	54	No gap	●
	Water Coverage	Min of 15 litres/person/day	15	60	No gap	●

Note: *Health indicators are screened at the transit centres and therefore not repeated at the reception centre.*

● *Indicates that there's a gap* ● *Indicates that there's no gap*

Uganda Country Refugee Response Plan (UCRRP)
Critical Indicator Tracking Matrix - **Sebagoro Transit Centre**

As of *03/10/2025 - 09/10/2025*

New arrivals

3,238
Arrivals since Jan 2025

66
Arrivals in the last reporting week

Occupancy

1%
The center is operating within capacity, accomodating a population of
2 compared to its capacity of
300 individuals

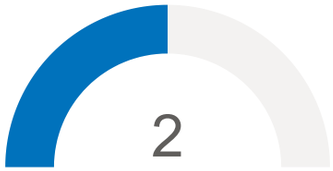

Daily new arrivals

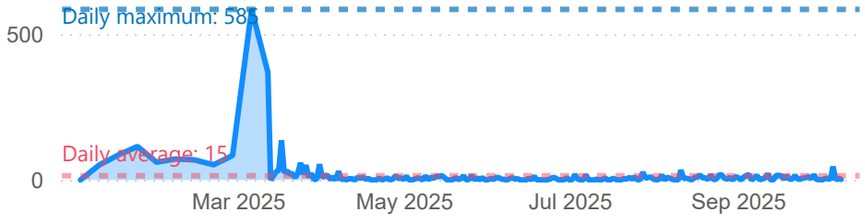

Sector	Indicator	Indicator Description / Standard	Target / Standard	Current status	What is being done - Comments	Status
Food	Food (Kilocalories/Person/Day)	2,100 kilo calories - The 2,100 kilocalories per person per day standard ensures basic energy and nutritional needs are met, typically provided through three balanced meals within the centres.	2,100	2,100	New arrivals at this reception centre are receiving 3 hot meals a day.	●
Health	% Of Arrivals Medically Screened	100 per cent	100	100	All individuals screened prior to registration. No disease outbreak was reported.	●
	Crude Mortality Rate	1 death/10000/day	1	0	No death was reported during the week.	●
	Measles Vaccine Coverage Rate	100 per cent	95	100	34 children were vaccinated against measles. There are adequate vaccines, vaccine supplies and commodities available.	●
	Skilled Birth Attendance	100 per cent	100	0	No delivery was registered.	●
	Under Five Mortality Rate	2 deaths/10000/day	2	0	No death was reported during the week.	●
Nutrition	Global Acute Malnutrition Rate	< 10%	10		No screening was conducted	●
	Severe Acute Malnutrition Rate	< 2%	2	0	No screening was conducted	●
Shelter	Accomodation Space	3.5 SQM/person (Has holding capacity of 300 individuals)	300	2	The transit centre is within capacity.	●
WASH	Bathing Facilities	One facility per 50 people	1	10	No gap	●
	Health Promoters Per Refugees	One for 500	1	1	No gap	●
	Latrine Coverage	One latrine stance for 20 persons	1	7	No gap	●
	Water Coverage	Min of 15 litres/person/day	15	4,000	No gap	●

● *Indicates that there's a gap* ● *Indicates that there's no gap*