Uganda Country Refugee Response Plan (UCRRP)
Critical Indicator Tracking Matrix - **Nyumanzi Reception Centre**

As of *31/10/2025 - 06/11/2025*

New arrivals

12,931
Arrivals since Jan 2025

67
Arrivals in the last reporting week

Occupancy

9%
The center is operating within capacity, accomodating a population of
88 compared to its capacity of
1,000 individuals

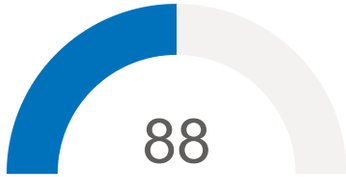

Daily new arrivals

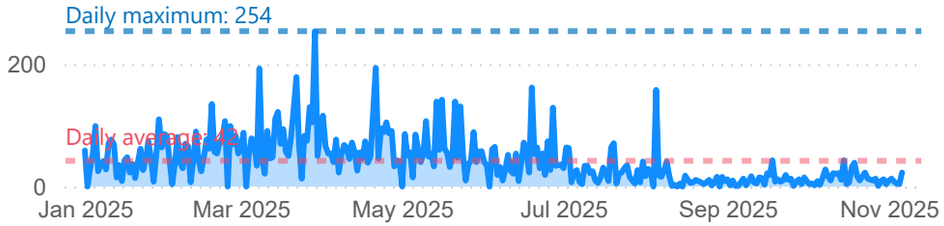

Sector	Indicator	Indicator Description / Standard	Target / Standard	Current status	What is being done - Comments	Status
Food	Food (Kilocalories/Person/Day)	2,100 kilo calories - The 2,100 kilocalories per person per day standard ensures basic energy and nutritional needs are met, typically provided through three balanced meals within the centres.	2,100	2,100	New arrivals at this reception centre are receiving 3 hot meals a day.	●
Health	% Of Arrivals Medically Screened	100 per cent	100	100	All individuals screened prior to registration. No disease outbreak was reported.	●
	Crude Mortality Rate	1 death/10000/day	1	0	No death was reported during the week.	●
	Measles Vaccine Coverage Rate	100 per cent	95	100	47 children were vaccinated against measles. There are adequate vaccines, vaccine supplies and commodities available.	●
	Skilled Birth Attendance	100 per cent	100	0	No delivery was registered.	●
	Under Five Mortality Rate	2 deaths/10000/day	2	0	No death was reported during the week.	●
Nutrition	Global Acute Malnutrition Rate	< 10%	10	4	GAM is at 4.4%. 3 (2 moderate & 1 severe) children were malnourished out of the 68 children screened for malnutrition during the bi-weekly mass nutrition screening at the reception centre.	●
	Severe Acute Malnutrition Rate	< 2%	2	2	SAM rate is at 1.5% among the 68 children screened.	●
Protection	% Of Persons Individually Registered	100 per cent of the new arrivals should be registered in ProGres V4	100	55	Registration activities are progessing smoothly.	●
Shelter	Accomodation Space	3.5 SQM/person (Has holding capacity of 1,000 individuals)	1,000	88	The transit centre is within capacity.	●
WASH	Bathing Facilities	One facility per 50 people	2	64	No gap	●
	Health Promoters Per Refugees	One for 500	1	6	No gap	●
	Latrine Coverage	One latrine stance for 20 persons	4	73	No gap	●
	Water Coverage	Min of 15 litres/person/day	15	409	No gap	●

● *Indicates that there's a gap* ● *Indicates that there's no gap*

Indicator data: OPM, partners, UNHCR **Author:** UNHCR Representation in Uganda **Feedback:** ugakaimug@unhcr.org **For more info, please visit:** UCRRP Information Center

Uganda Country Refugee Response Plan (UCRRP)
Critical Indicator Tracking Matrix - **Nyakabande Transit Centre**

As of *31/10/2025 - 06/11/2025*

New arrivals

46,378
Arrivals since Jan 2025

162
Arrivals in the last reporting week

Occupancy

31%
The center is operating within capacity, accomodating a population of
440 compared to its capacity of
1,420 individuals

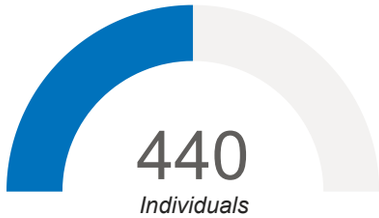

Daily new arrivals

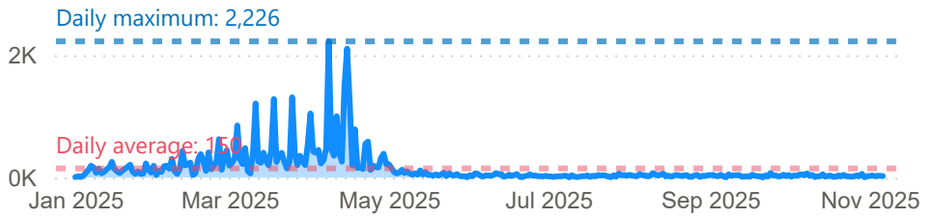

Sector	Indicator	Indicator Description / Standard	Target / Standard	Current status	What is being done - Comments	Status
Food	Food (Kilocalories/Person/Day)	2,100 kilo calories - The 2,100 kilocalories per person per day standard ensures basic energy and nutritional needs are met, typically provided through three balanced meals within the centres.	2,100	2,100	New arrivals at this transit centre are receiving 3 hot meals a day.	Indicates that there's no gap
Health	% Of Arrivals Medically Screened	100 per cent	100	100	All individuals screened prior to registration. No disease outbreak was reported.	Indicates that there's no gap
	Crude Mortality Rate	1 death/10000/day	1	0	No death was reported this week.	Indicates that there's no gap
	Measles Vaccine Coverage Rate	100 per cent	95	100	42 children were vaccinated against measles. There are adequate vaccines, vaccine supplies and commodities available.	Indicates that there's no gap
	Skilled Birth Attendance	100 per cent	100		No delivery was registered.	Indicates that there's no gap
	Under Five Mortality Rate	2 deaths/10000/day	2	0	No death was registered among children under 5 years during the week.	Indicates that there's no gap
Nutrition	Global Acute Malnutrition Rate	< 10%	10	13	GAM is at 12.9%. 4 (4 moderate & 0 severe) children were malnourished out of the 31 children screened for malnutrition during the bi-weekly mass nutrition screening at the reception centre.	Indicates that there's a gap
	Severe Acute Malnutrition Rate	< 2%	2	0	SAM is at 0% among the 31 children in the reception centre following the bi-weekly nutrition screening.	Indicates that there's no gap
Protection	% Of Persons Individually Registered	100 per cent of the new arrivals should be registered in ProGres V4	100	59	Registration activities are progressing smoothly.	Indicates that there's a gap
Shelter	Accomodation Space	3.5 SQM/person (Has holding capacity of 1,420 individuals)	1,420	440	The transit centre is within capacity.	Indicates that there's no gap
WASH	Bathing Facilities	One facility per 50 people	9	23	No gap	Indicates that there's no gap
	Health Promoters Per Refugees	One for 500	1	7	No gap	Indicates that there's no gap
	Latrine Coverage	One latrine stance for 20 persons	22	95	No gap	Indicates that there's no gap
	Water Coverage	Min of 15 litres/person/day	15	50	No gap	Indicates that there's no gap

Indicates that there's a gap *Indicates that there's no gap*

Uganda Country Refugee Response Plan (UCRRP)
Critical Indicator Tracking Matrix - **Matanda Transit Centre**

As of *31/10/2025 - 06/11/2025*

New arrivals

16,823
Arrivals since Jan 2025

1
Arrivals in the last reporting week

Occupancy

6%
The center is operating within capacity, accomodating a population of
56 compared to its capacity of
900 individuals

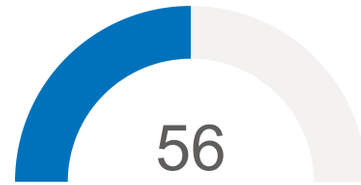

Daily new arrivals

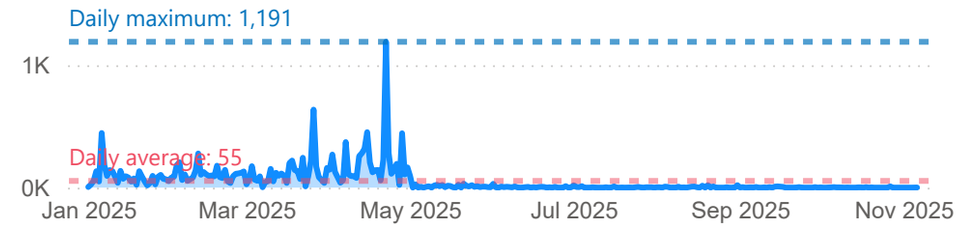

Sector	Indicator	Indicator Description / Standard	Target / Standard	Current status	What is being done - Comments	Status
Food	Food (Kilocalories/Person/Day)	2,100 kilo calories - The 2,100 kilocalories per person per day standard ensures basic energy and nutritional needs are met, typically provided through three balanced meals within the centres.	2,100	2,100	New arrivals at this transit centre are receiving 3 hot meals a day.	Gap: No
Health	% Of Arrivals Medically Screened	100 per cent	100	100	All individuals screened prior to registration. No disease outbreak was reported.	Gap: No
	Crude Mortality Rate	1 death/10000/day	1	0	No death was reported during the week.	Gap: No
	Measles Vaccine Coverage Rate	100 per cent	95	100	4 children were vaccinated against measles. There are adequate vaccines, vaccine supplies and commodities available.	Gap: No
	Skilled Birth Attendance	100 per cent	100		No delivery was registered.	Gap: No
	Under Five Mortality Rate	2 deaths/10000/day	2	0	No death of children under 5 years was reported during the week.	Gap: No
Nutrition	Global Acute Malnutrition Rate	< 10%	10	8	GAM is at 11.1%. 1 (1 moderate & 0 severe) children were malnourished out of the 12 children screened for malnutrition during the bi-weekly mass nutrition screening at the reception centre.	Gap: No
	Severe Acute Malnutrition Rate	< 2%	2	0	SAM is at 0% among the 12 children screened in the reception centre following the bi-weekly nutrition screening.	Gap: No
Protection	% Of Persons Individually Registered	100 per cent of the new arrivals should be registered in ProGres V4	100	0	There was no registration in the reporting week.	Gap: Yes
Shelter	Accomodation Space	3.5 SQM/person (Has holding capacity of 900 individuals)	900	56	The transit centre is within capacity.	Gap: No
WASH	Bathing Facilities	One facility per 50 people	1	25	No gap	Gap: No
	Health Promoters Per Refugees	One for 500	1	2	No gap	Gap: No
	Latrine Coverage	One latrine stance for 20 persons	3	25	No gap	Gap: No
	Water Coverage	Min of 15 litres/person/day	15	714	No gap	Gap: No

Indicates that there's a gap *Indicates that there's no gap*

Uganda Country Refugee Response Plan (UCRRP)
Critical Indicator Tracking Matrix - **Kiryandongo Reception Centre**

As of *31/10/2025 - 06/11/2025*

New arrivals

21,185
Arrivals since Jan 2025

2
Arrivals in the last reporting week

Occupancy

61%
The center is operating within capacity, accomodating a population of
319 compared to its capacity of
521 individuals

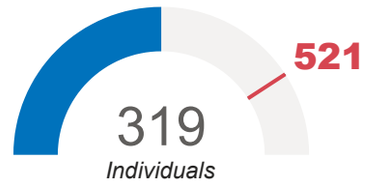

Daily new arrivals

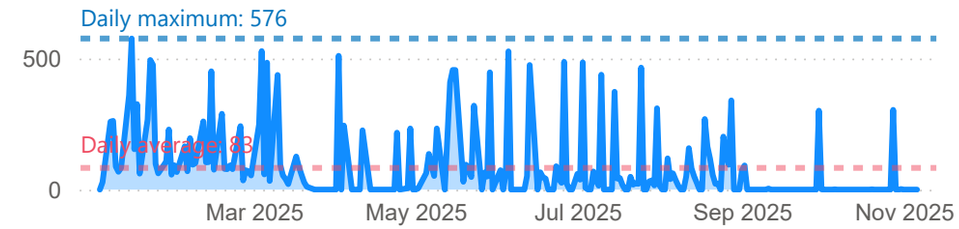

Sector	Indicator	Indicator Description / Standard	Target / Standard	Current status	What is being done - Comments	Status
Food	Food (Kilocalories/Person/Day)	2,100 kilo calories - The 2,100 kilocalories per person per day standard ensures basic energy and nutritional needs are met, typically provided through three balanced meals within the centres.	2,100	2,100	New arrivals at this reception centre are receiving 3 hot meals a day.	
Nutrition	Global Acute Malnutrition Rate	< 10%	10		No screening was conducted	
	Severe Acute Malnutrition Rate	< 2%	2		No screening was conducted	
Protection	% Of Persons Individually Registered	100 per cent of the new arrivals should be registered in ProGres V4	100	0	No registration was done as new arrivals registration is currently suspended.	
Shelter	Accomodation Space	3.5 SQM/person (Has holding capacity of 521 individuals)	521	319	The transit centre is within capacity.	
WASH	Bathing Facilities	One facility per 50 people	6	33	No gap	
	Health Promoters Per Refugees	One for 500	1	2	No gap	
	Latrine Coverage	One latrine stance for 20 persons	16	26	No gap	
	Water Coverage	Min of 15 litres/person/day	15	95	No gap	

Note: *Health indicators are screened at the transit centres and therefore not repeated at the reception centre.*

Indicates that there's a gap *Indicates that there's no gap*

Uganda Country Refugee Response Plan (UCRRP)
Critical Indicator Tracking Matrix - **Lokung Collection Point**

As of *31/10/2025 - 06/11/2025*

New arrivals

8,064
Arrivals since Jan 2025

56
Arrivals in the last reporting week

Occupancy

61%
The center is operating within capacity, accomodating a population of
261 compared to its capacity of
430 individuals

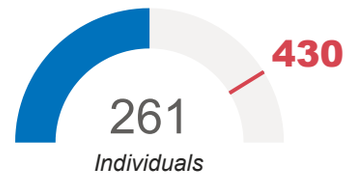

Daily new arrivals

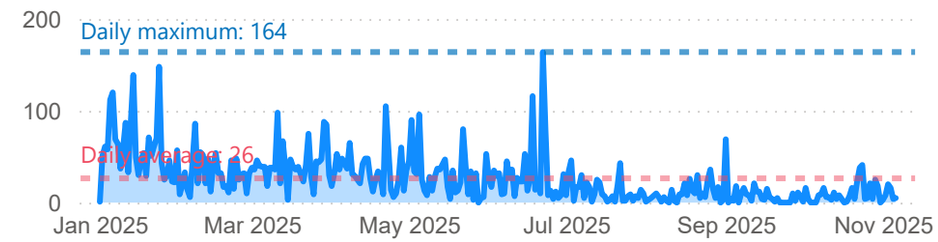

Sector	Indicator	Indicator Description / Standard	Target / Standard	Current status	What is being done - Comments	Status
Food	Food (Kilocalories/Person/Day)	2,100 kilo calories - The 2,100 kilocalories per person per day standard ensures basic energy and nutritional needs are met, typically provided through three balanced meals within the centres.	2,100	2,100	New arrivals at this reception centre are receiving 3 hot meals a day.	Green
Health	% Of Arrivals Medically Screened	100 per cent	100	100	All individuals screened prior to registration. No disease outbreak was reported.	Green
	Crude Mortality Rate	1 death/10000/day	1	0	No death was reported during the week.	Green
	Measles Vaccine Coverage Rate	100 per cent	95	100	28 children were vaccinated against measles. There are adequate vaccines, vaccine supplies and commodities available.	Green
	Skilled Birth Attendance	100 per cent	100	0	No delivery was registered.	Green
	Under Five Mortality Rate	2 deaths/10000/day	2	0	No death was reported during the week.	Green
Nutrition	Global Acute Malnutrition Rate	< 10%	10		No screening was conducted	Green
	Severe Acute Malnutrition Rate	< 2%	2	0	No screening was conducted	Green
Protection	% Of Persons Individually Registered	100 per cent of the new arrivals should be registered in ProGres V4	100	56	Registration activities are progressing smoothly.	Red
Shelter	Accomodation Space	3.5 SQM/person (Has holding capacity of 430 individuals)	430	261	The transit centre is within capacity.	Green
WASH	Bathing Facilities	One facility per 50 people	5	112	No gap	Green
	Health Promoters Per Refugees	One for 500	1	4	No gap	Green
	Latrine Coverage	One latrine stance for 20 persons	13	89	No gap	Green
	Water Coverage	Min of 15 litres/person/day	15	38	No gap	Green

Indicates that there's a gap *Indicates that there's no gap*

Uganda Country Refugee Response Plan (UCRRP)
Critical Indicator Tracking Matrix - **Bubukwanga Transit Centre**

As of *31/10/2025 - 06/11/2025*

New arrivals

3,854
Arrivals since Jan 2025

44
Arrivals in the last reporting week

Occupancy

23%
The center is operating within capacity, accomodating a population of
148 compared to its capacity of
650 individuals

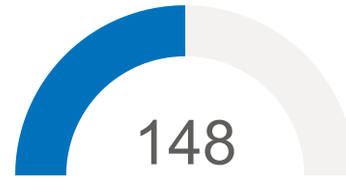

Daily new arrivals

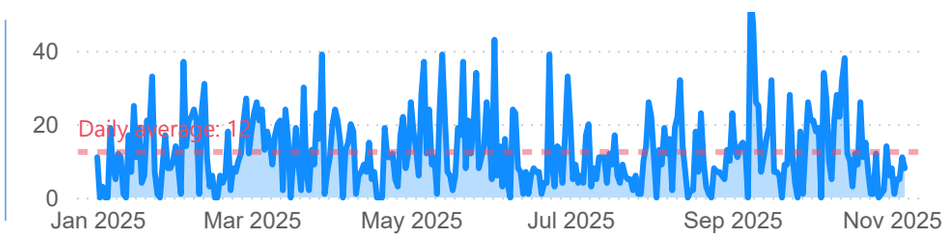

Sector	Indicator	Indicator Description / Standard	Target / Standard	Current status	What is being done - Comments	Status
Food	Food (Kilocalories/Person/Day)	2,100 kilo calories - The 2,100 kilocalories per person per day standard ensures basic energy and nutritional needs are met, typically provided through three balanced meals within the centres.	2,100	2,100	New arrivals at this reception centre are receiving 3 hot meals a day.	Green
Health	% Of Arrivals Medically Screened	100 per cent	100	100	All individuals screened prior to registration. No disease outbreak was reported.	Green
	Crude Mortality Rate	1 death/10000/day	1	0	No death was reported during the week.	Green
	Measles Vaccine Coverage Rate	100 per cent	95	0	No child was vaccinated against measles. There are adequate vaccines, vaccine supplies and commodities available.	Green
	Skilled Birth Attendance	100 per cent	100	0	No delivery was registered.	Green
	Under Five Mortality Rate	2 deaths/10000/day	2	0	No death was reported during the week.	Green
Nutrition	Global Acute Malnutrition Rate	< 10%	10		No screening was conducted	Green
	Severe Acute Malnutrition Rate	< 2%	2	0	No screening was conducted	Green
Protection	% Of Persons Individually Registered	100 per cent of the new arrivals should be registered in ProGres V4	100	36	Registration actvities are progressing smoothly.	Red
Shelter	Accomodation Space	3.5 SQM/person (Has holding capacity of 650 individuals)	650	148	The transit centre is within capacity.	Green
WASH	Bathing Facilities	One facility per 50 people	3	25	No gap	Green
	Health Promoters Per Refugees	One for 500	1	157	No gap	Green
	Latrine Coverage	One latrine stance for 20 persons	7	25	No gap	Green
	Water Coverage	Min of 15 litres/person/day	15	182	No gap	Green

Indicates that there's a gap *Indicates that there's no gap*

Uganda Country Refugee Response Plan (UCRRP)
Critical Indicator Tracking Matrix - **Kabazana Reception Centre**

As of *31/10/2025 - 06/11/2025*

New arrivals

56,524
Arrivals since Jan 2025

0
Arrivals in the last reporting week

Occupancy

31%
The center is operating within capacity, accomodating a population of
463 compared to its capacity of
1,500 individuals

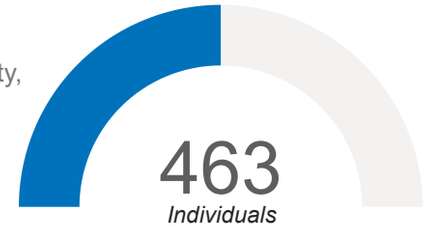

Daily new arrivals

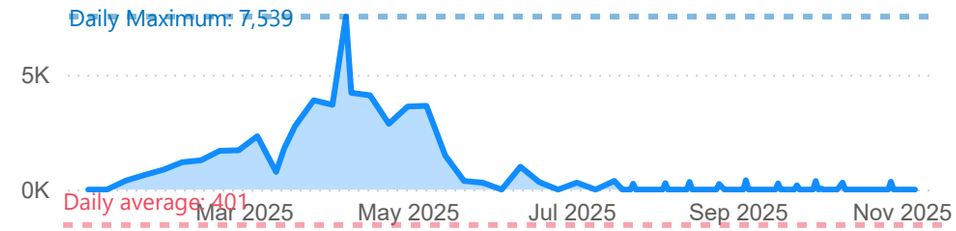

Sector	Indicator	Indicator Description / Standard	Target / Standard	Current status	What is being done - Comments	Status
Food	Food (Kilocalories/Person/Day)	2,100 kilo calories - The 2,100 kilocalories per person per day standard ensures basic energy and nutritional needs are met, typically provided through three balanced meals within the centres.	2,100	2,100	New arrivals at this reception centre are receiving 3 hot meals a day.	
Nutrition	Global Acute Malnutrition Rate	< 10%	10	9	GAM is 9.2% among children in the reception centre with 12 (7 moderate and 5 severe) malnourished children identified out of 130 children screened.	
	Severe Acute Malnutrition Rate	< 2%	2	4	SAM is at 3.8% among children in the reception centre out of the 130 children screened.	
Protection	% Of Persons Individually Registered	100 per cent of the new arrivals should be registered in ProGres V4	100	100	Arrivals relocated to Kabazana have already been registered.	
Shelter	Accomodation Space	3.5 SQM/person (Has holding capacity of 1,500 individuals)	1,500	463	The transit centre is within capacity.	
WASH	Bathing Facilities	One facility per 50 people	9	62	No gap	
	Health Promoters Per Refugees	One for 500	1	222	No gap	
	Latrine Coverage	One latrine stance for 20 persons	23	36	No gap	
	Water Coverage	Min of 15 litres/person/day	15	9	There is a gap of 2,778 litres	

Note: *Health indicators are screened at the transit centres and therefore not repeated at the reception centre.*

Indicates that there's a gap *Indicates that there's no gap*

Uganda Country Refugee Response Plan (UCRRP)
Critical Indicator Tracking Matrix - **Kagoma Reception Centre**

As of *31/10/2025 - 06/11/2025*

New arrivals

4,592
Arrivals since Jan 2025

24
Arrivals in the last reporting week

Occupancy

63%
The center is operating within capacity, accomodating a population of
771 compared to its capacity of
1,230 individuals

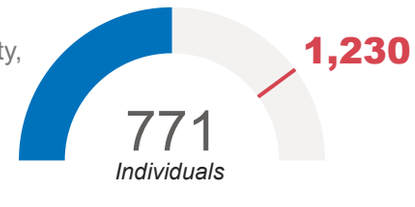

Daily new arrivals

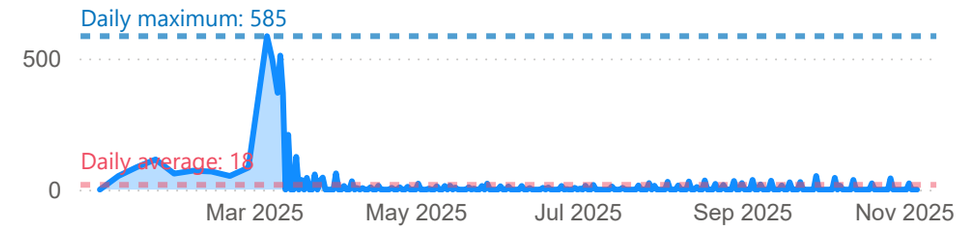

Sector	Indicator	Indicator Description / Standard	Target / Standard	Current status	What is being done - Comments	Status
Food	Food (Kilocalories/Person/Day)	2,100 kilo calories - The 2,100 kilocalories per person per day standard ensures basic energy and nutritional needs are met, typically provided through three balanced meals within the centres.	2,100	2,100	New arrivals at this reception centre are receiving 3 hot meals a day.	
Nutrition	Global Acute Malnutrition Rate	< 10%	10	5	GAM is 4.7% among children in the reception centre with 4(2 MAM & 2 SAM) out of 85 children screened.	
	Severe Acute Malnutrition Rate	< 2%	2	2	SAM is at 2.3% among children in the reception centre out of the 85 children screened.	
Protection	% Of Persons Individually Registered	100 per cent of the new arrivals should be registered in ProGres V4	100	6	Registration of arrivals are progressing on smoothly.	
Shelter	Accomodation Space	3.5 SQM/person (Has holding capacity of 1,230 individuals)	1,230	771	The transit centre is within capacity.	
WASH	Bathing Facilities	One facility per 50 people	15	29	No gap	
	Health Promoters Per Refugees	One for 500	2	4	No gap	
	Latrine Coverage	One latrine stance for 20 persons	39	54	No gap	
	Water Coverage	Min of 15 litres/person/day	15	52	No gap	

Note: *Health indicators are screened at the transit centres and therefore not repeated at the reception centre.*

Indicates that there's a gap *Indicates that there's no gap*

Uganda Country Refugee Response Plan (UCRRP)
Critical Indicator Tracking Matrix - **Sebagoro Transit Centre**

As of *31/10/2025 - 06/11/2025*

New arrivals

3,379
Arrivals since Jan 2025

32
Arrivals in the last reporting week

Occupancy

5%
The center is operating within capacity, accomodating a population of
14 compared to its capacity of
300 individuals

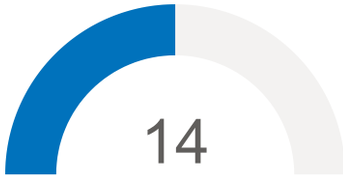

Daily new arrivals

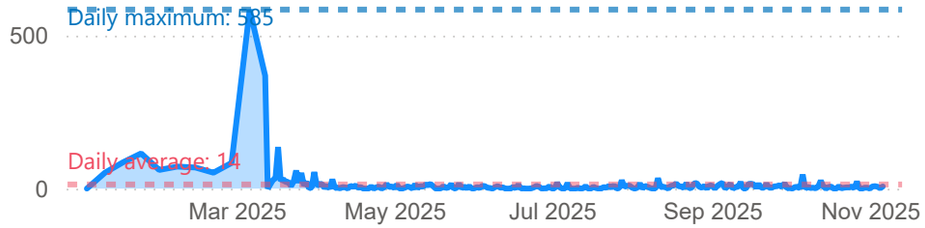

Sector	Indicator	Indicator Description / Standard	Target / Standard	Current status	What is being done - Comments	Status
Food	Food (Kilocalories/Person/Day)	2,100 kilo calories - The 2,100 kilocalories per person per day standard ensures basic energy and nutritional needs are met, typically provided through three balanced meals within the centres.	2,100	2,100	New arrivals at this reception centre are receiving 3 hot meals a day.	
Health	% Of Arrivals Medically Screened	100 per cent	100	100	All individuals screened prior to registration. No disease outbreak was reported.	
	Crude Mortality Rate	1 death/10000/day	1	0	No death was reported during the week.	
	Measles Vaccine Coverage Rate	100 per cent	95	100	19 children were vaccinated against measles. There are adequate vaccines, vaccine supplies and commodities available.	
	Skilled Birth Attendance	100 per cent	100	0	No delivery was registered.	
	Under Five Mortality Rate	2 deaths/10000/day	2	0	No death was reported during the week.	
Nutrition	Global Acute Malnutrition Rate	< 10%	10		No screening was conducted	
	Severe Acute Malnutrition Rate	< 2%	2	0	No screening was conducted	
Shelter	Accomodation Space	3.5 SQM/person (Has holding capacity of 300 individuals)	300	14	The transit centre is within capacity.	
WASH	Bathing Facilities	One facility per 50 people	1	10	No gap	
	Health Promoters Per Refugees	One for 500	1	1	No gap	
	Latrine Coverage	One latrine stance for 20 persons	1	7	No gap	
	Water Coverage	Min of 15 litres/person/day	15	571	No gap	

Indicates that there's a gap *Indicates that there's no gap*