Uganda Country Refugee Response Plan (UCRRP)
Critical Indicator Tracking Matrix - **Nyumanzi Reception Centre**

As of *07/11/2025 - 13/11/2025*

New arrivals

13,036
Arrivals since Jan 2025

105
Arrivals in the last reporting week

Occupancy

19%
The center is operating within capacity, accomodating a population of
193 compared to its capacity of
1,000 individuals

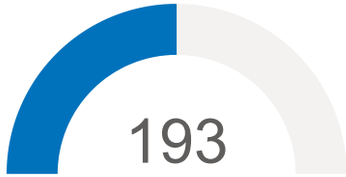

Daily new arrivals

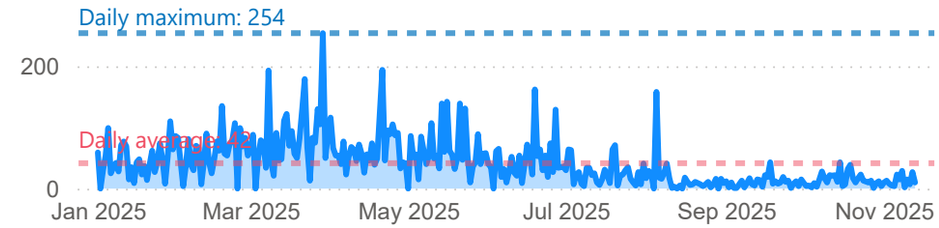

Sector	Indicator	Indicator Description / Standard	Target / Standard	Current status	What is being done - Comments	Status
Food	Food (Kilocalories/Person/Day)	2,100 kilo calories - The 2,100 kilocalories per person per day standard ensures basic energy and nutritional needs are met, typically provided through three balanced meals within the centres.	2,100	2,100	New arrivals at this reception centre are receiving 3 hot meals a day.	
Health	% Of Arrivals Medically Screened	100 per cent	100	100	All individuals screened prior to registration. No disease outbreak was reported.	
	Crude Mortality Rate	1 death/10000/day	1	0	No death was reported during the week.	
	Measles Vaccine Coverage Rate	100 per cent	95	100	31 children were vaccinated against measles. There are adequate vaccines, vaccine supplies and commodities available.	
	Skilled Birth Attendance	100 per cent	100	0	No delivery was registered.	
	Under Five Mortality Rate	2 deaths/10000/day	2	0	No death was reported during the week.	
Nutrition	Global Acute Malnutrition Rate	< 10%	10	3	GAM is at 3.2%. 1 MAM child was malnourished out of the 31 children screened for malnutrition during the bi-weekly mass nutrition screening at the reception centre.	
	Severe Acute Malnutrition Rate	< 2%	2	0	SAM rate is at 0% among the 31 children screened.	
Protection	% Of Persons Individually Registered	100 per cent of the new arrivals should be registered in ProGres V4	100	55	Registration activities are progessing smoothly.	
Shelter	Accomodation Space	3.5 SQM/person (Has holding capacity of 1,000 individuals)	1,000	193	The transit centre is within capacity.	
WASH	Bathing Facilities	One facility per 50 people	4	64	No gap	
	Health Promoters Per Refugees	One for 500	1	6	No gap	
	Latrine Coverage	One latrine stance for 20 persons	10	73	No gap	
	Water Coverage	Min of 15 litres/person/day	15	187	No gap	

Indicates that there's a gap *Indicates that there's no gap*

Indicator data: OPM, partners, UNHCR **Author:** UNHCR Representation in Uganda **Feedback:** ugakaimug@unhcr.org **For more info, please visit:** UCRRP Information Center

Uganda Country Refugee Response Plan (UCRRP)
Critical Indicator Tracking Matrix - **Nyakabande Transit Centre**

As of *07/11/2025 - 13/11/2025*

New arrivals

46,559
Arrivals since Jan 2025

181
Arrivals in the last reporting week

Occupancy

17%
The center is operating within capacity, accomodating a population of
235 compared to its capacity of
1,420 individuals

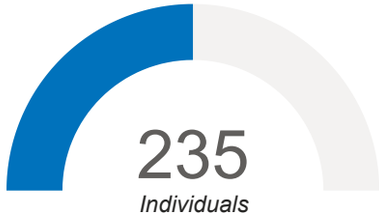

Daily new arrivals

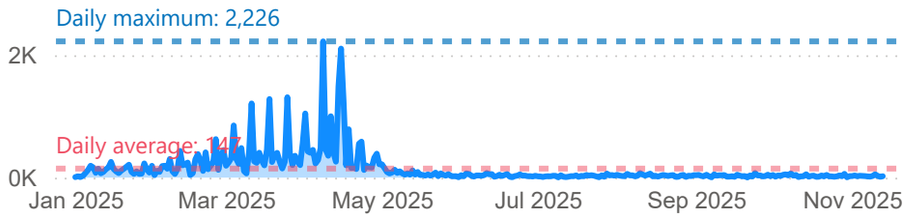

Sector	Indicator	Indicator Description / Standard	Target / Standard	Current status	What is being done - Comments	Status
Food	Food (Kilocalories/Person/Day)	2,100 kilo calories - The 2,100 kilocalories per person per day standard ensures basic energy and nutritional needs are met, typically provided through three balanced meals within the centres.	2,100	2,100	New arrivals at this transit centre are receiving 3 hot meals a day.	Indicates that there's no gap
Health	% Of Arrivals Medically Screened	100 per cent	100	100	All individuals screened prior to registration. No disease outbreak was reported.	Indicates that there's no gap
	Crude Mortality Rate	1 death/10000/day	1	0	No death was reported this week.	Indicates that there's no gap
	Measles Vaccine Coverage Rate	100 per cent	95	100	69 children were vaccinated against measles. There are adequate vaccines, vaccine supplies and commodities available.	Indicates that there's no gap
	Skilled Birth Attendance	100 per cent	100		No delivery was registered.	Indicates that there's no gap
	Under Five Mortality Rate	2 deaths/10000/day	2	0	No death was registered among children under 5 years during the week.	Indicates that there's no gap
Nutrition	Global Acute Malnutrition Rate	< 10%	10	13	GAM is at 12.9%. 4 (4 moderate & 0 severe) children were malnourished out of the 31 children screened for malnutrition during the bi-weekly mass nutrition screening at the reception centre.	Indicates that there's a gap
	Severe Acute Malnutrition Rate	< 2%	2	0	SAM is at 0% among the 31 children in the reception centre following the bi-weekly nutrition screening.	Indicates that there's no gap
Protection	% Of Persons Individually Registered	100 per cent of the new arrivals should be registered in ProGres V4	100	25	Registration activities are progressing smoothly.	Indicates that there's a gap
Shelter	Accomodation Space	3.5 SQM/person (Has holding capacity of 1,420 individuals)	1,420	235	The transit centre is within capacity.	Indicates that there's no gap
WASH	Bathing Facilities	One facility per 50 people	5	23	No gap	Indicates that there's no gap
	Health Promoters Per Refugees	One for 500	1	7	No gap	Indicates that there's no gap
	Latrine Coverage	One latrine stance for 20 persons	12	95	No gap	Indicates that there's no gap
	Water Coverage	Min of 15 litres/person/day	15	94	No gap	Indicates that there's no gap

Indicates that there's a gap *Indicates that there's no gap*

Uganda Country Refugee Response Plan (UCRRP)
Critical Indicator Tracking Matrix - **Matanda Transit Centre**

As of *07/11/2025 - 13/11/2025*

New arrivals

16,837
Arrivals since Jan 2025

14
Arrivals in the last reporting week

Occupancy

1%
The center is operating within capacity, accomodating a population of
8 compared to its capacity of
900 individuals

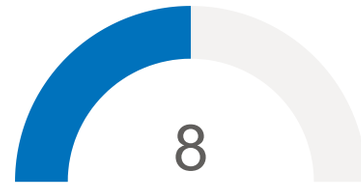

Daily new arrivals

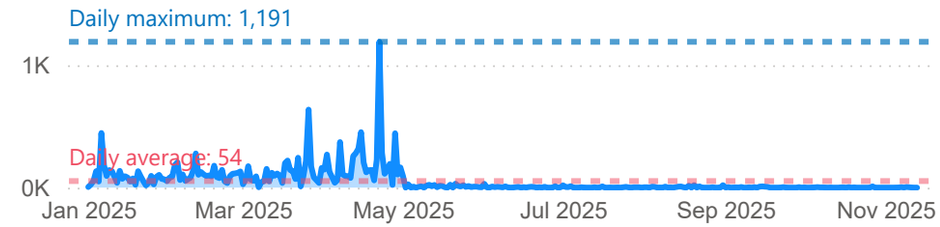

Sector	Indicator	Indicator Description / Standard	Target / Standard	Current status	What is being done - Comments	Status
Food	Food (Kilocalories/Person/Day)	2,100 kilo calories - The 2,100 kilocalories per person per day standard ensures basic energy and nutritional needs are met, typically provided through three balanced meals within the centres.	2,100	2,100	New arrivals at this transit centre are receiving 3 hot meals a day.	
Health	% Of Arrivals Medically Screened	100 per cent	100	100	All individuals screened prior to registration. No disease outbreak was reported.	
	Crude Mortality Rate	1 death/10000/day	1	0	No death was reported during the week.	
	Measles Vaccine Coverage Rate	100 per cent	95	100	2 children were vaccinated against measles. There are adequate vaccines, vaccine supplies and commodities available.	
	Skilled Birth Attendance	100 per cent	100		No delivery was registered.	
	Under Five Mortality Rate	2 deaths/10000/day	2	0	No death of children under 5 years was reported during the week.	
Nutrition	Global Acute Malnutrition Rate	< 10%	10	8	GAM is at 8.3%. 1 (1 moderate & 0 severe) children were malnourished out of the 12 children screened for malnutrition during the bi-weekly mass nutrition screening at the reception centre.	
	Severe Acute Malnutrition Rate	< 2%	2	0	SAM is at 0% among the 12 children screened in the reception centre following the bi-weekly nutrition screening.	
Protection	% Of Persons Individually Registered	100 per cent of the new arrivals should be registered in ProGres V4	100	62	Registration activities are progressing smoothly.	
Shelter	Accomodation Space	3.5 SQM/person (Has holding capacity of 900 individuals)	900	8	The transit centre is within capacity.	
WASH	Bathing Facilities	One facility per 50 people	1	25	No gap	
	Health Promoters Per Refugees	One for 500	1	2	No gap	
	Latrine Coverage	One latrine stance for 20 persons	1	25	No gap	
	Water Coverage	Min of 15 litres/person/day	15	5,000	No gap	

Indicates that there's a gap *Indicates that there's no gap*

Uganda Country Refugee Response Plan (UCRRP)
Critical Indicator Tracking Matrix - **Kiryandongo Reception Centre**

As of *07/11/2025 - 13/11/2025*

New arrivals

21,506
Arrivals since Jan 2025

321
Arrivals in the last reporting week

Occupancy

61%
The center is operating within capacity, accomodating a population of
319 compared to its capacity of
521 individuals

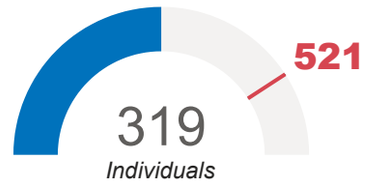

Daily new arrivals

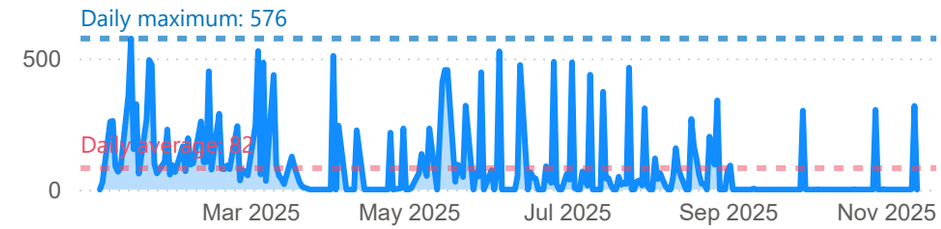

Sector	Indicator	Indicator Description / Standard	Target / Standard	Current status	What is being done - Comments	Status
Food	Food (Kilocalories/Person/Day)	2,100 kilo calories - The 2,100 kilocalories per person per day standard ensures basic energy and nutritional needs are met, typically provided through three balanced meals within the centres.	2,100	2,100	New arrivals at this reception centre are receiving 3 hot meals a day.	
Nutrition	Global Acute Malnutrition Rate	< 10%	10		No screening was conducted	
	Severe Acute Malnutrition Rate	< 2%	2		No screening was conducted	
Protection	% Of Persons Individually Registered	100 per cent of the new arrivals should be registered in ProGres V4	100	0	No registration was done as new arrivals registration is currently suspended.	
Shelter	Accomodation Space	3.5 SQM/person (Has holding capacity of 521 individuals)	521	319	The transit centre is within capacity.	
WASH	Bathing Facilities	One facility per 50 people	6	33	No gap	
	Health Promoters Per Refugees	One for 500	1	2	No gap	
	Latrine Coverage	One latrine stance for 20 persons	16	26	No gap	
	Water Coverage	Min of 15 litres/person/day	15	95	No gap	

Note: *Health indicators are screened at the transit centres and therefore not repeated at the reception centre.*

Indicates that there's a gap *Indicates that there's no gap*

Uganda Country Refugee Response Plan (UCRRP)
Critical Indicator Tracking Matrix - **Lokung Collection Point**

As of *07/11/2025 - 13/11/2025*

New arrivals

8,178
Arrivals since Jan 2025

114
Arrivals in the last reporting week

Occupancy

87%
The center is operating within capacity, accomodating a population of
375 compared to its capacity of
430 individuals

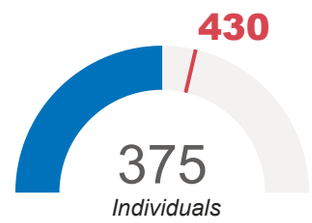

Daily new arrivals

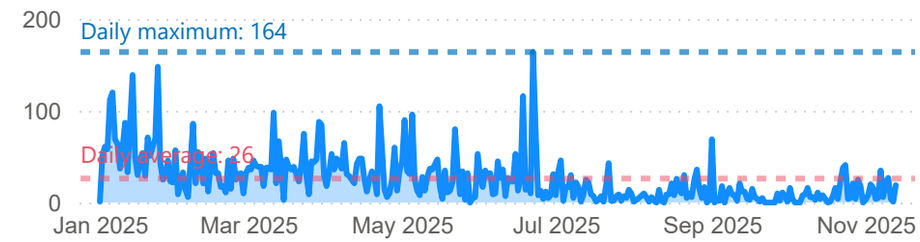

Sector	Indicator	Indicator Description / Standard	Target / Standard	Current status	What is being done - Comments	Status
Food	Food (Kilocalories/Person/Day)	2,100 kilo calories - The 2,100 kilocalories per person per day standard ensures basic energy and nutritional needs are met, typically provided through three balanced meals within the centres.	2,100	2,100	New arrivals at this reception centre are receiving 3 hot meals a day.	Gap: No
Health	% Of Arrivals Medically Screened	100 per cent	100	100	All individuals screened prior to registration. No disease outbreak was reported.	Gap: No
	Crude Mortality Rate	1 death/10000/day	1	0	No death was reported during the week.	Gap: No
	Measles Vaccine Coverage Rate	100 per cent	95	100	56 children were vaccinated against measles. There are adequate vaccines, vaccine supplies and commodities available.	Gap: No
	Skilled Birth Attendance	100 per cent	100	0	No delivery was registered.	Gap: No
	Under Five Mortality Rate	2 deaths/10000/day	2	0	No death was reported during the week.	Gap: No
Nutrition	Global Acute Malnutrition Rate	< 10%	10		No screening was conducted	Gap: No
	Severe Acute Malnutrition Rate	< 2%	2	0	No screening was conducted	Gap: No
Protection	% Of Persons Individually Registered	100 per cent of the new arrivals should be registered in ProGres V4	100	43	Registration activities are progressing smoothly.	Gap: Yes
Shelter	Accomodation Space	3.5 SQM/person (Has holding capacity of 430 individuals)	430	375	The transit centre is within capacity.	Gap: No
WASH	Bathing Facilities	One facility per 50 people	8	112	No gap	Gap: No
	Health Promoters Per Refugees	One for 500	1	4	No gap	Gap: No
	Latrine Coverage	One latrine stance for 20 persons	19	89	No gap	Gap: No
	Water Coverage	Min of 15 litres/person/day	15	27	No gap	Gap: No

Indicates that there's a gap *Indicates that there's no gap*

Uganda Country Refugee Response Plan (UCRRP)
Critical Indicator Tracking Matrix - **Bubukwanga Transit Centre**

As of *07/11/2025 - 13/11/2025*

New arrivals

3,963
Arrivals since Jan 2025

109
Arrivals in the last reporting week

Occupancy

39%
The center is operating within capacity, accomodating a population of
254 compared to its capacity of
650 individuals

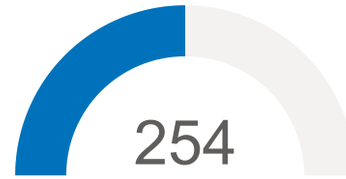

Daily new arrivals

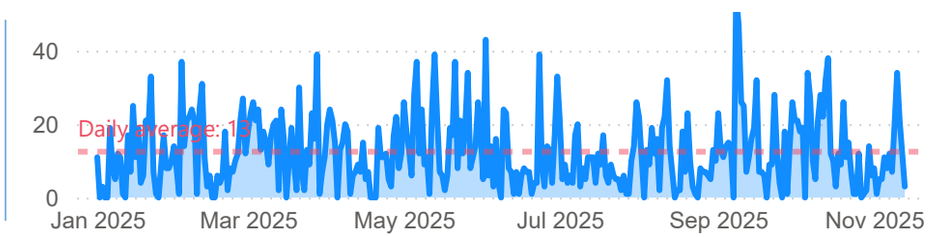

Sector	Indicator	Indicator Description / Standard	Target / Standard	Current status	What is being done - Comments	Status
Food	Food (Kilocalories/Person/Day)	2,100 kilo calories - The 2,100 kilocalories per person per day standard ensures basic energy and nutritional needs are met, typically provided through three balanced meals within the centres.	2,100	2,100	New arrivals at this reception centre are receiving 3 hot meals a day.	Green
Health	% Of Arrivals Medically Screened	100 per cent	100	100	All individuals screened prior to registration. No disease outbreak was reported.	Green
	Crude Mortality Rate	1 death/10000/day	1	0	No death was reported during the week.	Green
	Measles Vaccine Coverage Rate	100 per cent	95	0	60 children were vaccinated against measles. There are adequate vaccines, vaccine supplies and commodities available.	Green
	Skilled Birth Attendance	100 per cent	100	0	No delivery was registered.	Green
	Under Five Mortality Rate	2 deaths/10000/day	2	0	No death was reported during the week.	Green
Nutrition	Global Acute Malnutrition Rate	< 10%	10		No screening was conducted	Green
	Severe Acute Malnutrition Rate	< 2%	2	0	No screening was conducted	Green
Protection	% Of Persons Individually Registered	100 per cent of the new arrivals should be registered in ProGres V4	100	52	Registration actvities are progressing smoothly.	Red
Shelter	Accomodation Space	3.5 SQM/person (Has holding capacity of 650 individuals)	650	254	The transit centre is within capacity.	Green
WASH	Bathing Facilities	One facility per 50 people	5	25	No gap	Green
	Health Promoters Per Refugees	One for 500	1	157	No gap	Green
	Latrine Coverage	One latrine stance for 20 persons	13	25	No gap	Green
	Water Coverage	Min of 15 litres/person/day	15	106	No gap	Green

Indicates that there's a gap *Indicates that there's no gap*

Uganda Country Refugee Response Plan (UCRRP)
Critical Indicator Tracking Matrix - **Kabazana Reception Centre**

As of *07/11/2025 - 13/11/2025*

New arrivals

56,877
Arrivals since Jan 2025

353
Arrivals in the last reporting week

Occupancy

55%
The center is operating within capacity, accomodating a population of
818 compared to its capacity of
1,500 individuals

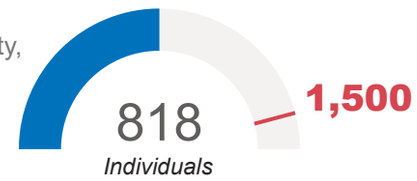

Daily new arrivals

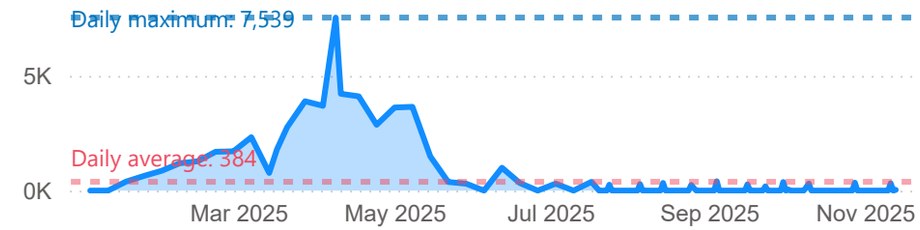

Sector	Indicator	Indicator Description / Standard	Target / Standard	Current status	What is being done - Comments	Status
Food	Food (Kilocalories/Person/Day)	2,100 kilo calories - The 2,100 kilocalories per person per day standard ensures basic energy and nutritional needs are met, typically provided through three balanced meals within the centres.	2,100	2,100	New arrivals at this reception centre are receiving 3 hot meals a day.	
Nutrition	Global Acute Malnutrition Rate	< 10%	10	9	GAM is 9.2% among children in the reception centre with 12 (7 moderate and 5 severe) malnourished children identified out of 130 children screened.	
	Severe Acute Malnutrition Rate	< 2%	2	4	SAM is at 3.8% among children in the reception centre out of the 130 children screened.	
Protection	% Of Persons Individually Registered	100 per cent of the new arrivals should be registered in ProGres V4	100	100	Arrivals relocated to Kabazana have already been registered.	
Shelter	Accomodation Space	3.5 SQM/person (Has holding capacity of 1,500 individuals)	1,500	818	The transit centre is within capacity.	
WASH	Bathing Facilities	One facility per 50 people	16	62	No gap	
	Health Promoters Per Refugees	One for 500	2	222	No gap	
	Latrine Coverage	One latrine stance for 20 persons	41	36	There's a gap of 5 latrine stances.	
	Water Coverage	Min of 15 litres/person/day	15	9	There is a gap of 4,908 litres	

Note: *Health indicators are screened at the transit centres and therefore not repeated at the reception centre.*

Indicates that there's a gap *Indicates that there's no gap*

Uganda Country Refugee Response Plan (UCRRP)
Critical Indicator Tracking Matrix - **Kagoma Reception Centre**

As of *07/11/2025 - 13/11/2025*

New arrivals

4,641
Arrivals since Jan 2025

49
Arrivals in the last reporting week

Occupancy

20%
The center is operating within capacity, accomodating a population of
251 compared to its capacity of
1,230 individuals

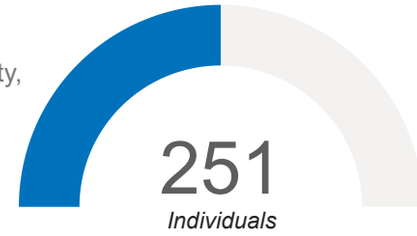

Daily new arrivals

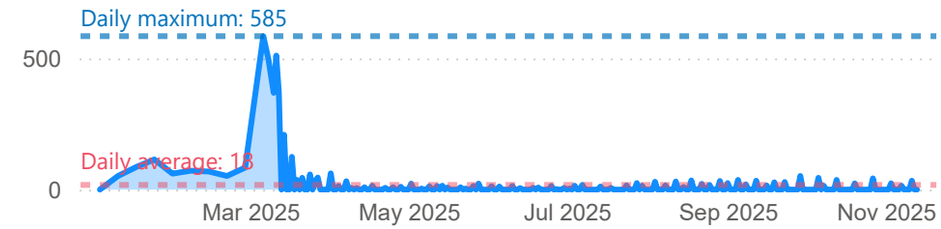

Sector	Indicator	Indicator Description / Standard	Target / Standard	Current status	What is being done - Comments	Status
Food	Food (Kilocalories/Person/Day)	2,100 kilo calories - The 2,100 kilocalories per person per day standard ensures basic energy and nutritional needs are met, typically provided through three balanced meals within the centres.	2,100	2,100	New arrivals at this reception centre are receiving 3 hot meals a day.	
Nutrition	Global Acute Malnutrition Rate	< 10%	10	5	GAM is 4.7% among children in the reception centre with 4(2 MAM & 2 SAM) out of 85 children screened.	
	Severe Acute Malnutrition Rate	< 2%	2	2	SAM is at 2.3% among children in the reception centre out of the 85 children screened.	
Protection	% Of Persons Individually Registered	100 per cent of the new arrivals should be registered in ProGres V4	100	6	Registration of arrivals are progressing on smoothly.	
Shelter	Accomodation Space	3.5 SQM/person (Has holding capacity of 1,230 individuals)	1,230	251	The transit centre is within capacity.	
WASH	Bathing Facilities	One facility per 50 people	5	29	No gap	
	Health Promoters Per Refugees	One for 500	1	4	No gap	
	Latrine Coverage	One latrine stance for 20 persons	13	54	No gap	
	Water Coverage	Min of 15 litres/person/day	15	159	No gap	

Note: *Health indicators are screened at the transit centres and therefore not repeated at the reception centre.*

Indicates that there's a gap *Indicates that there's no gap*

Uganda Country Refugee Response Plan (UCRRP)
Critical Indicator Tracking Matrix - **Sebagoro Transit Centre**

As of *07/11/2025 - 13/11/2025*

New arrivals

3,434
Arrivals since Jan 2025

55
Arrivals in the last reporting week

Occupancy

3%
The center is operating within capacity, accomodating a population of
9 compared to its capacity of
300 individuals

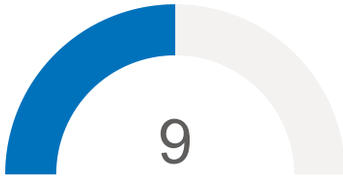

Daily new arrivals

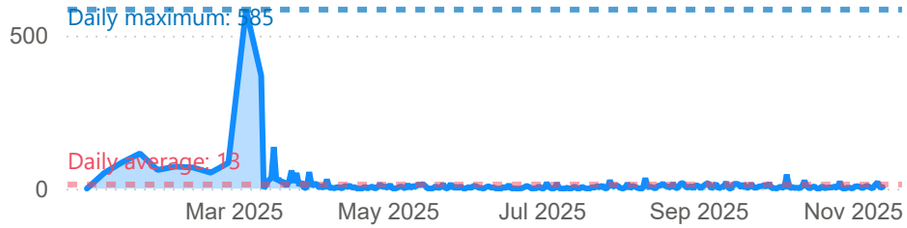

Sector	Indicator	Indicator Description / Standard	Target / Standard	Current status	What is being done - Comments	Status
Food	Food (Kilocalories/Person/Day)	2,100 kilo calories - The 2,100 kilocalories per person per day standard ensures basic energy and nutritional needs are met, typically provided through three balanced meals within the centres.	2,100	2,100	New arrivals at this reception centre are receiving 3 hot meals a day.	
Health	% Of Arrivals Medically Screened	100 per cent	100	100	All individuals screened prior to registration. No disease outbreak was reported.	
	Crude Mortality Rate	1 death/10000/day	1	0	No death was reported during the week.	
	Measles Vaccine Coverage Rate	100 per cent	95	100	25 children were vaccinated against measles. There are adequate vaccines, vaccine supplies and commodities available.	
	Skilled Birth Attendance	100 per cent	100	0	No delivery was registered.	
	Under Five Mortality Rate	2 deaths/10000/day	2	0	No death was reported during the week.	
Nutrition	Global Acute Malnutrition Rate	< 10%	10		No screening was conducted	
	Severe Acute Malnutrition Rate	< 2%	2	0	No screening was conducted	
Shelter	Accomodation Space	3.5 SQM/person (Has holding capacity of 300 individuals)	300	9	The transit centre is within capacity.	
WASH	Bathing Facilities	One facility per 50 people	1	10	No gap	
	Health Promoters Per Refugees	One for 500	1	1	No gap	
	Latrine Coverage	One latrine stance for 20 persons	1	7	No gap	
	Water Coverage	Min of 15 litres/person/day	15	889	No gap	

Indicates that there's a gap *Indicates that there's no gap*