SOMALIA

Internal Displacements Monitored by Protection & Return Monitoring Network (PRMN)

October 2025

View the interactive dashboard here: http://prmn-somalia.unhcr.org/

TOTAL DISPLACEMENTS

20,000	316,000	423,000
in October	(Jan - Oct 2025)	(Jan - Oct 2024)

The UNHCR-led PRMN implemented in partnership with NRC reported 20,000 new internal displacements in the month of September 2025. Out of these, 10,000 were caused by conflict or insecurity while 6,000 were due to drought. Approximately 4,000 were displaced due to other reasons

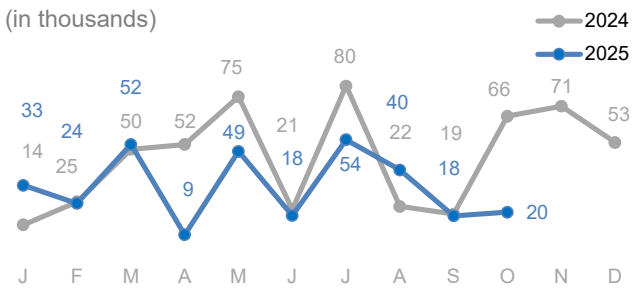

BY REGION (Jan - Oct 2025)

	DEP	ARR
Hiraan	39,190	38,550
Lower Shabelle	16,640	1,120
Middle Shabelle	80,330	65,770
Gedo	40,270	47,700
Bay	14,320	9,540
Bari	37,580	44,240
Lower Juba	17,960	24,260
Galgaduud	1,410	1,080
Mudug	5,270	8,300
Bakool	6,880	2,810
Sanaag	24,100	18,370
Middle Juba	8,660	2,270
Banadir	3,110	33,680
Awdal		
Togdheer	3,660	4,480
Sool	6,490	6,600
Nugaal	10,320	7,440
Woq. Galbeed		

BY DISTRICT (Jan - Oct 2025)

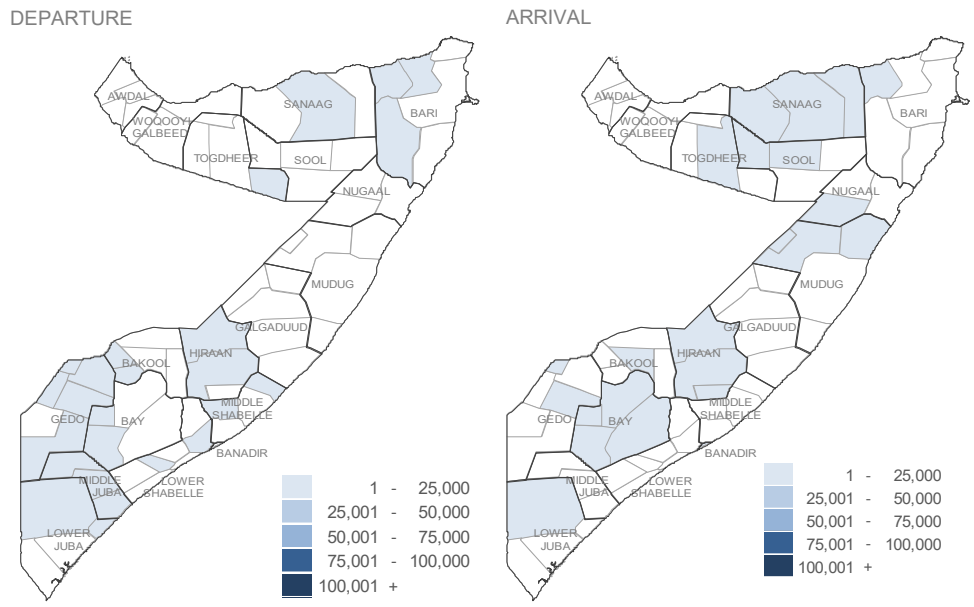

CONFLICT / INSECURITY DISPLACEMENTS

10,000	190,000	214,000
in October	(Jan - Oct 2025)	(Jan - Oct 2024)

Major arrival displacements in October occurred in Bossaso (4,069), Jowhar (2,220) and Banadir (1,288) districts.

Major departure displacements occurred in Qandala (3,197), Jowhar (2,220) and Afgooye (1,089) districts.

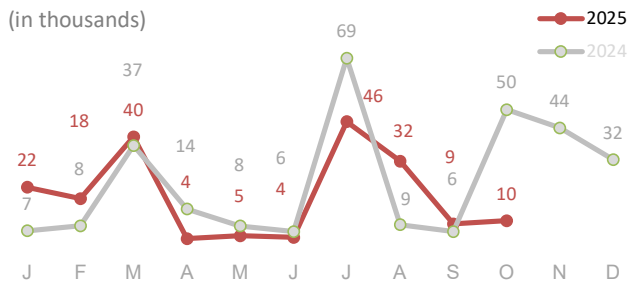

BY REGION (Jan - Oct 2025)

	DEP	ARR
Lower Shabelle	14,370	890
Bay	3,850	3,410
Galgaduud	240	90
Gedo	32,120	34,060
Bakool	3,480	1,580
Lower Juba	7,610	12,470
Sool	1,520	1,520
Sanaag	11,760	7,720
Middle Juba	6,460	2,030
Togdheer	1,890	2,380
Mudug	530	510
Banadir	40	25,710
Middle Shabelle	36,930	24,580
Hiraan	35,870	35,670
Bari	33,250	37,310
Nugaal		20
Awdal		
Woq. Galbeed		

BY DISTRICT (Jan - Oct 2025)

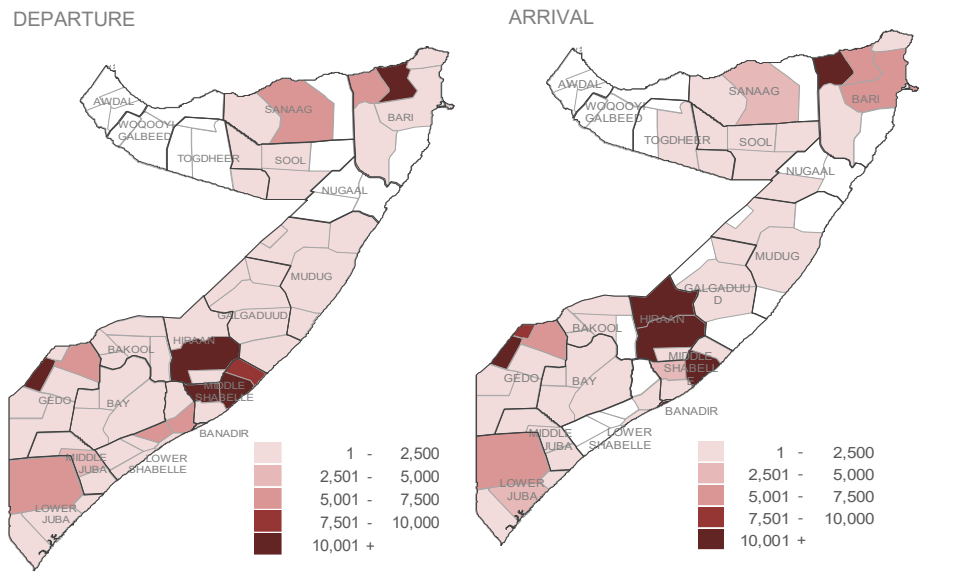

DROUGHT RELATED DISPLACEMENTS

6,000	46,000	4,000
in October	(Jan - Oct 2025)	(Jan - Oct 2024)

Major arrival displacements in October owing to drought were recorded in Galdogob (2,8265) district. This accounted for apprx. 50% of all arrival displacements.

Most departure displacements occurred Qardho (2,837). This was apprx. 50% of all departure displacements in Oct.

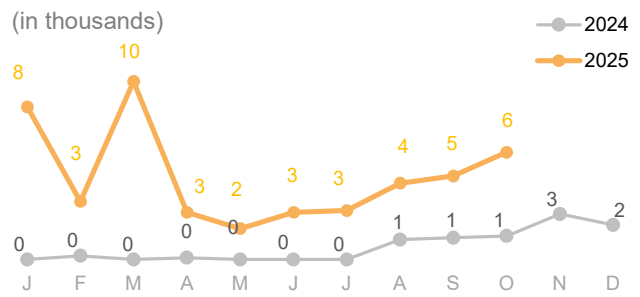

BY REGION (Jan - Oct 2025)

	DEP	ARR
Bay	6,920	4,950
Bari	2,690	3,440
Sanaag	7,060	6,870
Bakool	2,320	1,090
Awdal		
Sool	3,030	2,940
Gedo	1,250	2,880
Lower Shabelle	1,920	60
Mudug	1,360	4,300
Togdheer	170	410
Hiraan	3,030	2,820
Nugaal	3,070	110
Lower Juba	8,200	9,180
Woq. Galbeed		
Middle Juba	1,310	240
Banadir	60	4,910
Middle Shabelle	2,370	570
Galgaduud	890	870

BY DISTRICT (Jan - Oct 2025)

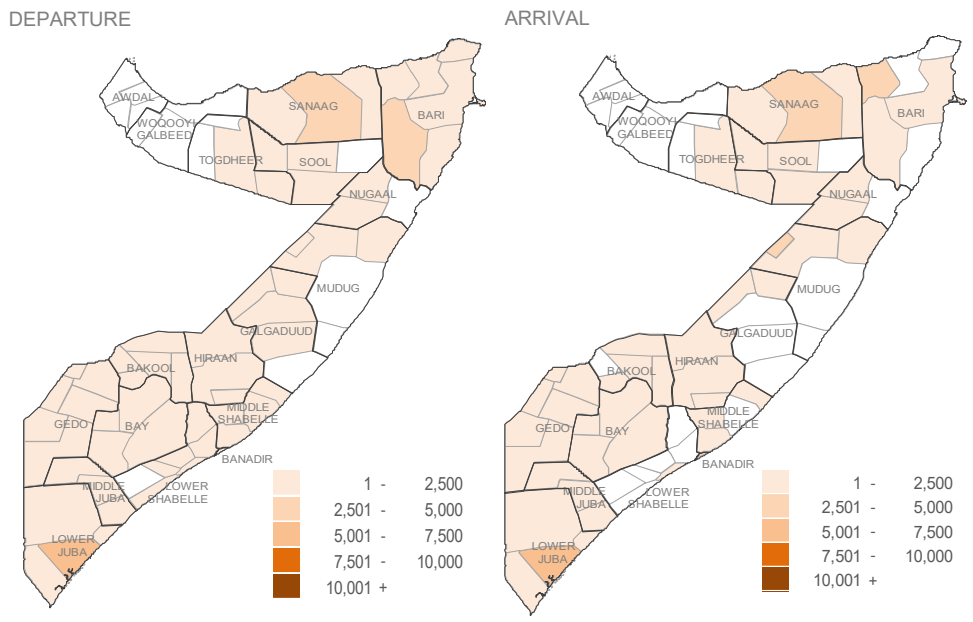

FLOOD DISPLACEMENTS

0	46,000	128,000
in October	(Jan - Oct 2025)	(Jan - Oct 2024)

There were no significant arrival or departure displacements owing to floods recorded in the month of October.

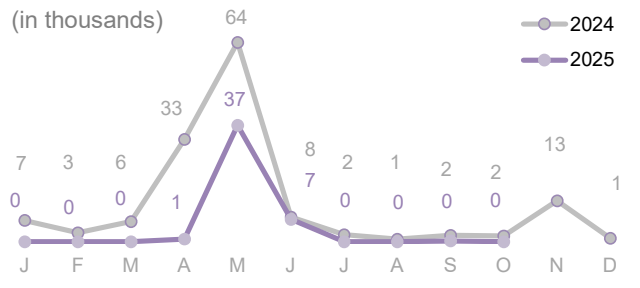

BY REGION (Jan - Oct 2025)

	DEP	ARR
Hiraan	10	
Lower Shabelle	50	
Middle Shabelle	37,710	37,470
Gedo	10	10
Lower Juba	650	720
Bari	440	710
Mudug	170	170
Banadir	2,690	2,970
Middle Juba	60	
Galgaduud		
Bakool		10
Bay	110	100
Awdal		#REF!
Sool		
Woq. Galbeed		#REF!
Sanaag	270	10
Togdheer		
Nugaal	3,610	3,610

PRIORITY NEED ON ARRIVAL (October in %)

	Food	Water	Shelter	Health	Protection	Livelihood	Humanitarian Aid	Transport	Other
Awdal									
Bakool	38		16	47					
Banadir	43			57					
Bari	56	1	42						
Bay	21		79						
Galgaduud									
Gedo	83	14	4						
Hiraan	3		97						
Lower Juba	56	1	42	1					
Lower Shabelle									
Middle Juba									
Middle Shabelle	20	38	35	7					
Mudug			100						
Nugaal	17	4	79						
Sanaag	60	31	6	3					
Sool	100								
Togdheer	90		10						
Woq. Galbeed									

AGE & GENDER (2025)

Female	Age	Male
13%	0-4	12%
12%	5-11	13%
9%	12-17	10%
14%	18-59	12%
3%	60+	3%

Women & chidren 85%

Disaggregated data for displaced persons are based on those displacement reports where data has been collected at household level

NEED

Food	Protection
Water	Livelihood
Shelter	Humanitarian Aid
Health	Transport
Other	

About PRMN

The PRMN (Protection & Return Monitoring Network) is a UNHCR-led project which identifies and reports on displacements (including returns) of populations in Somalia. The network also identifies and reports on protection risks and incidents underlying such movements. Only figures collected by PRMN are reported above. Not all displacements in Somalia are captured. This dashboard should be read in conjunction with the Notes on PRMN Methodology (https://data2.unhcr.org/en/documents/details/53888) which outline the approach and certain limitations. The figures shown are for numbers of individuals and are based on interviews with key informants and/or displaced hoseholds at destination (unless otherwise noted). Further information and datasets available on request use contact below.

Partner

NRC NORWEGIAN REFUGEE COUNCIL

UNHCR is grateful for the generous contributions of donors who have directly contributed to the UNHCR Somalia operation in 2025.

United Nations CERF Central Emergency Response Fund

Internal Displacement Solutions Fund

From the People of Japan