UNHCR The UN Refugee Agency | Somalia

REFUGEE RETURNEES
31 October 2025

535

Total refugee returnees in Somalia since January 2025. (379) are Assisted Returnees. Where (156) are Spontaneous Returnees.

141,375

Data presented in this report relates to returnees arriving in Somalia as of Oct 2025. Since December 2014, UNHCR has supported 96,997 Somali refugees to return to Somalia.

Additionally, a total of 44,378 Somalis were monitored as arriving spontaneously.

Age and gender

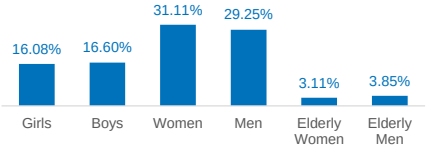

Returnees by Country of Asylum

Region	Kenya	Yemen	Other
Awdal	-	375	17
Bakool	1	53	2
Banadir	15,879	20,919	1,059
Bari	12	2,671	34
Bay	9,705	1,418	22
Galgaduud	15	142	3
Gedo	2,922	361	45
Hiraan	42	777	22
Lower Juba	54,844	2,195	128
Lower Shabelle	104	2,839	2
Middle Juba	1,539	18	1
Middle Shabelle	798	778	25
Mudug	10	312	18
Nugaal	13	414	23
Other	-	14,991	169
Sanaag	-	122	-
Sool	-	126	3
Togdheer	2	333	13
Woq. Galbeed	18	4,383	658
Grand Total	**85,904**	**53,227**	**2,244**

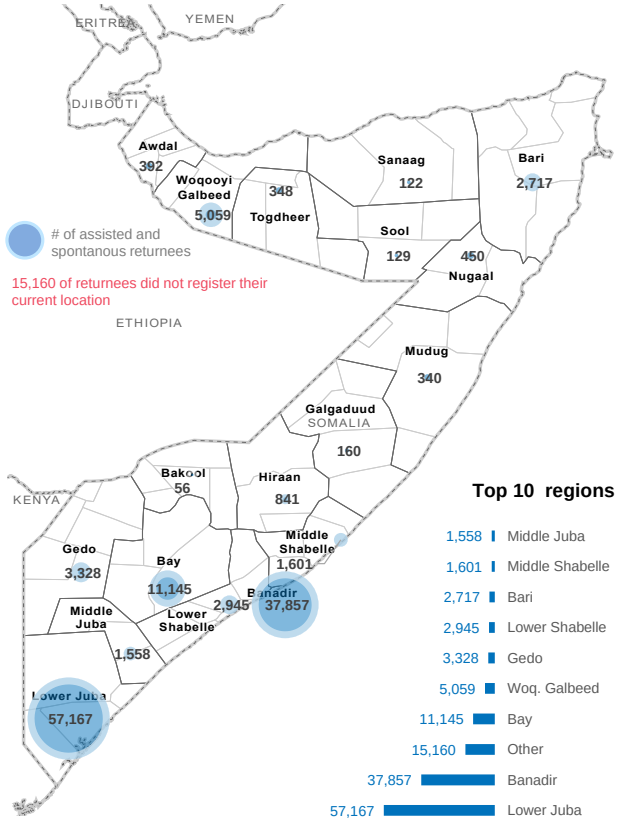

The boundaries and names shown and the designations used on this map do not imply ocial endorsement or acceptance by the United Nations

Yearly return trend

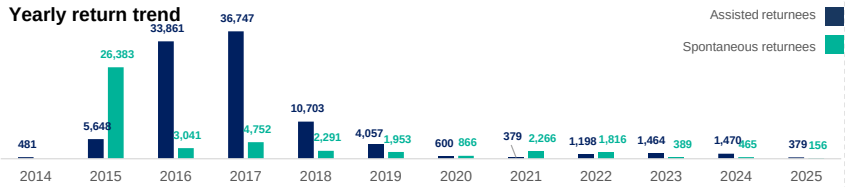

KENYA

85,904

85,904

Data on destinations for returnees from Kenya is generally based on the place of initial return.

TOP 10 REGIONS

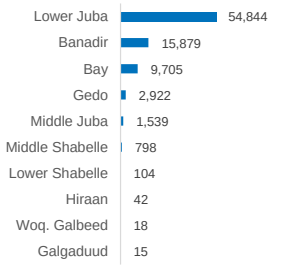

ARRIVAL BY YEAR*

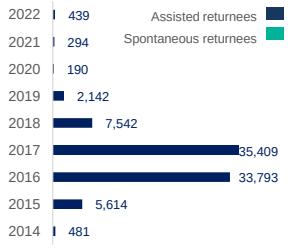

*No returns from Kenya since 2023.

ARRIVAL BY MONTH

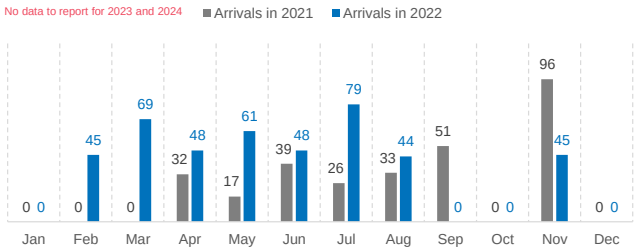

YEMEN

53,227

8,921

44,306

In addition to the 8,921 Assisted Spontaneous Returns (ASR) since 2020, approximately 44,306 Somalis were monitored as arriving from Yemen 2020.

TOP 10 REGIONS

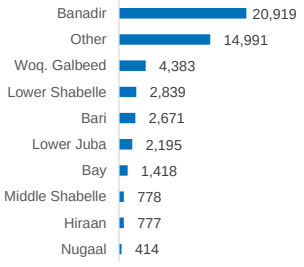

ARRIVAL BY YEAR

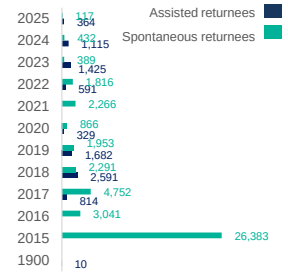

ARRIVAL BY MONTH

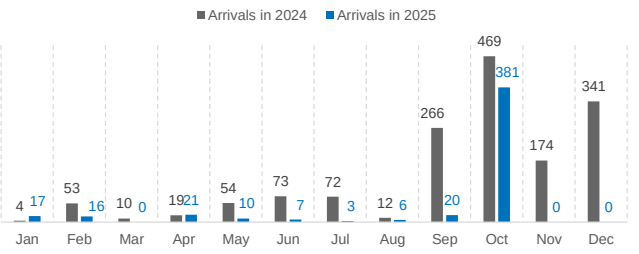

OTHER COUNTRIES

2,244

Other countries mainly returnees from Djibouti (773), Libya (1,104), and others (367)

TOP 10 REGIONS

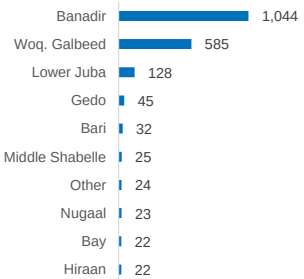

ARRIVAL BY YEAR

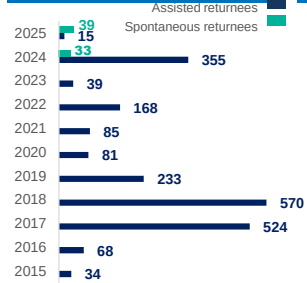

ARRIVAL BY MONTH

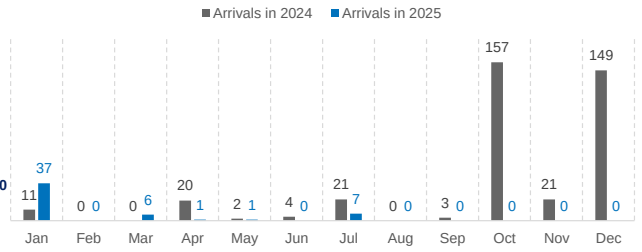

UNHCR is grateful for the generous contributions of donors who have directly contributed to the UNHCR Somalia operation in 2024

Print date: **31 October 2025**

Sources:UNHCR

Author: UNHCR Somalia

Contact: sommopmn@unhcr.org