SPAIN Weekly snapshot - Week 48 (24 - 30 Nov 2025)

The charts below are based on figures from the Ministry of Interior and UNHCR estimates. All figures are provisional and subject to change

Refugees & migrants: sea and land arrivals in week 48[1]

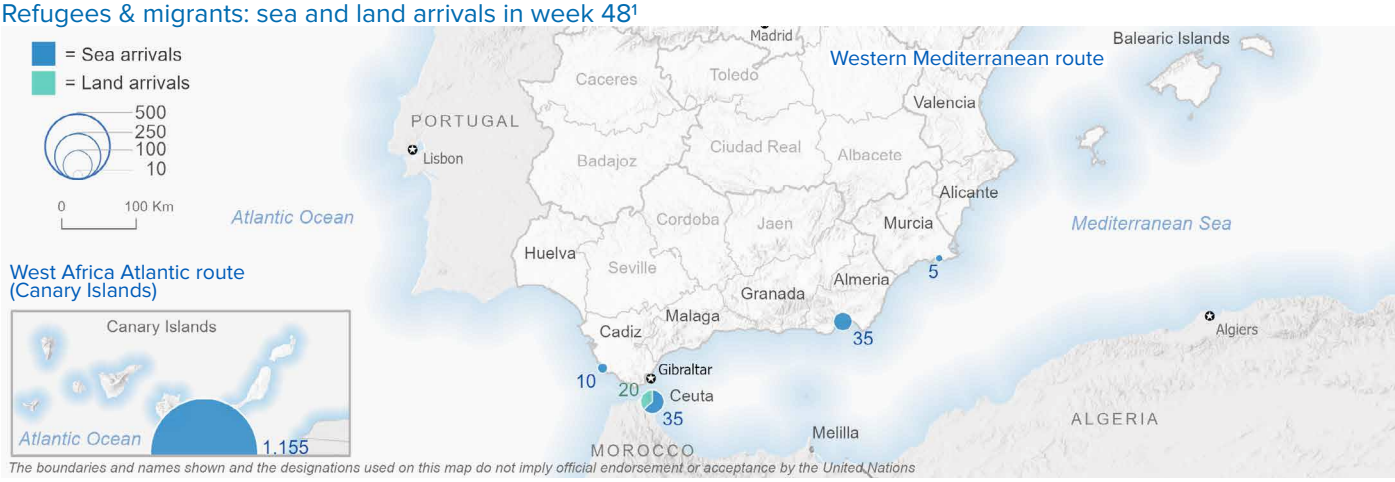

The boundaries and names shown and the designations used on this map do not imply official endorsement or acceptance by the United Nations

Arrivals in Spain

34,776 Arrivals as of 30 Nov 2025[2]

-40% Dif. 2024

33,935 Sea Arrivals[2]
Dif. 2024: -41%

841 Land Arrivals[2]
Dif. 2024: +97%

1,259 Arrivals Week 48[1]
Dif. last week: +175%
Dif. 2024: -46%

Western Mediterranean

17,890 Arrivals as of 30 Nov 2025[2]

+12% Dif. 2024

17,049 Sea Arrivals[2]
Dif. 2024: +10%

841 Land Arrivals[2]
Dif. 2024: +97%

102 Arrivals Week 48[1]
Dif. last week: -41%
Dif. 2024: -83%

West Africa Atlantic (Canary Islands)

16,886 Arrivals as of 30 Nov 2025[2]

-60% Dif. 2024

16,886 Sea Arrivals[2]
Dif. 2024: -60%

1,157 Arrivals Week 48[1]
Dif. last week: +306%
Dif. 2024: -34%

Arrivals in Spain during the last five weeks[1]

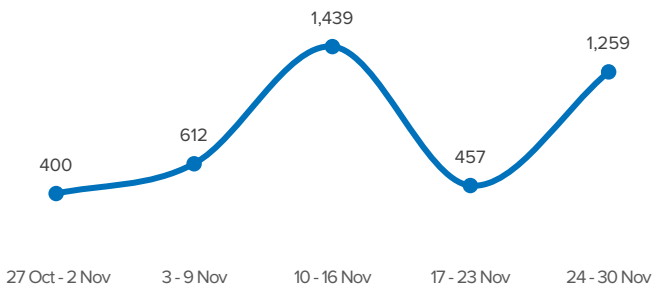

Arrivals in Spain by route during the last six months[2]

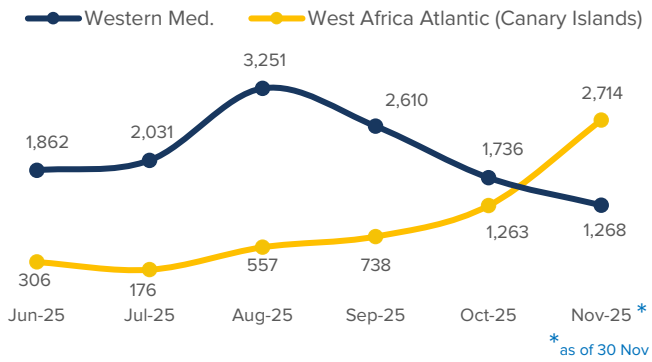

Arrivals in Spain per month[2]

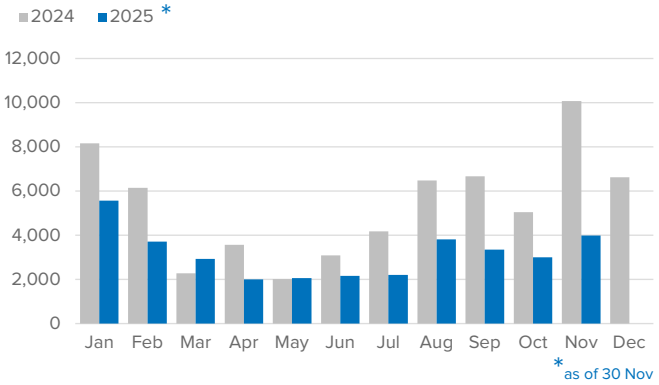

Arrivals in Spain per year[2]

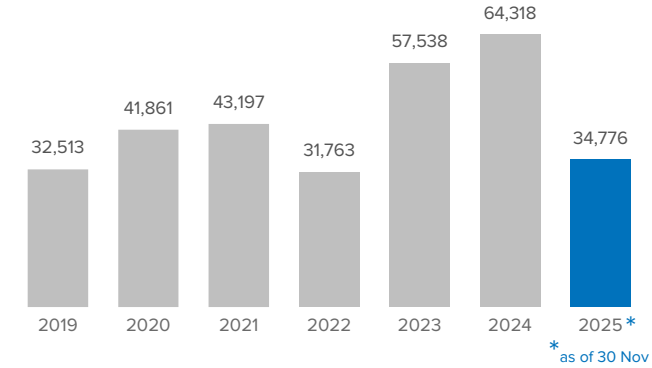

UNHCR / 3 Dec 2025
Source: UNHCR Spain data portal
[1]Based on UNHCR estimates.
[2]Based on figures from the Spanish Ministry of Interior and UNHCR estimates.