Health & Nutrition Dashboard

Uganda Refugee Response Plan (RRP) 2024-2025

Reporting Quarter

Q3 2025

Sector overview

The Public Health strategy envisions a country where refugees, and host communities of all ages have healthy lives, and their well-being is promoted in line with Sustainable Development Goal 3. Refugee health services are delivered in line with the Uganda Health Policy, Health Subprogram strategic plan 2025/26-2029/30, the Health Subprogram Integrated Refugee Response Plan, in support of Uganda pledges at the Global Refugee Forum.

Analysis of results

In Q3 refugees accessed health services at 89 static health facilities and outreach posts. Under-five and crude mortality rates increased from 0.08 in Q2 to 0.15 in Q3 of 2025. Consultations were made and average consultations per clinician per day stood at 53 in Q3 an increase from 51 in Q2 2025, and this is slightly above the standard of less than 50. This was attributed to the staff reduction in some locations.

In Q3, blanket supplementary feeding programme (BSFP) reached 1,485 children below 5 years down from 8,333 in Q2 and 491 pregnant and breastfeeding women down from 2,587 in Q2 at Nyakabande, Nyumanzi, Kabazana, Matanda, and Kiryandongo reception centers. The significant drop in BSFP numbers was a result of a reduction in acute malnutrition and the overall numbers of children and women at new arrival sites. Acute malnutrition levels among children had significantly improved by the end of September 2025 at Kabazana (9.8%), Nyumanzi (4.4%), Nyakabande (6.4%), and Matanda (4.4%). Critical malnutrition levels among children remain at Kiryandongo RC but had reduced from 19.3% in Q2 to 15.6% in Q3. In Q3, 374 new arrival children and 162 new arrival women were treated for acute malnutrition at Nyakabande, Nyumanzi, Kabazana, Matanda, and Kiryandongo reception centers. In the refugee settlements, 5,315 children below 5 years and 1,652 pregnant and breastfeeding women were identified with acute malnutrition and successfully treated. 13,434 children received measles vaccinations on arrival.

Three active outbreaks were responded to; Mpox with 42 new cases registered in the quarter, bringing the cumulative total to 84 cases. All cases were treated and recovered with 1 death reported in Kyaka II settlement. Cholera outbreaks were reported in Adjumani settlement (54 cases) all of whom were treated and recovered. Measles outbreak was reported in Adjumani settlement with all successfully treated.

The Key challenges

Reduced funding continues to affect service delivery, resulting into o insufficient human resources for health (HRH) to provide essential services, scale down in nutrition services, community health outreach, the availability of medicines, and the funding needed to support referral services.

Withdrawal of therapeutic Supplementary feeding programme implementation in 6 settlements and maternal child health nutrition programme closure in all locations, compounded by critical levels of malnutrition have been reported in Q3 at these transit centers and reception centers.

Increased number of outbreaks, Cholera, Mpox and measles strained the already limited resources available.

The Sector Priorities for Q4 2025

Stabilization of the nutrition commodity pipeline.

Local procurement of medicines, PPEs and equipment to address the gaps.

Strengthen outbreak response for cholera, measles, Mpox.

Validation of the draft HSIRRP II to the key stakeholders.

Mortality causes

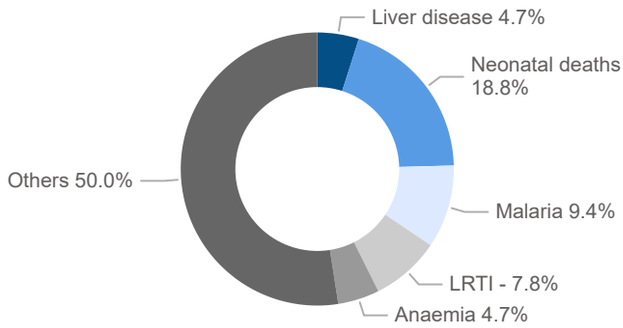

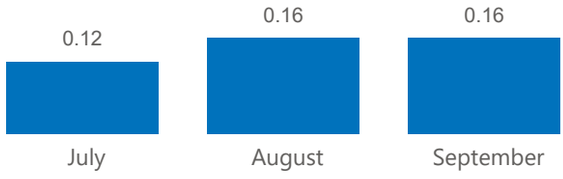

Under-5 mortality rate per 1,000 children

Morbidity causes

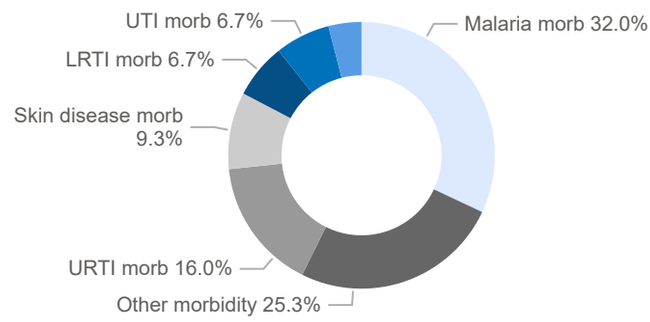

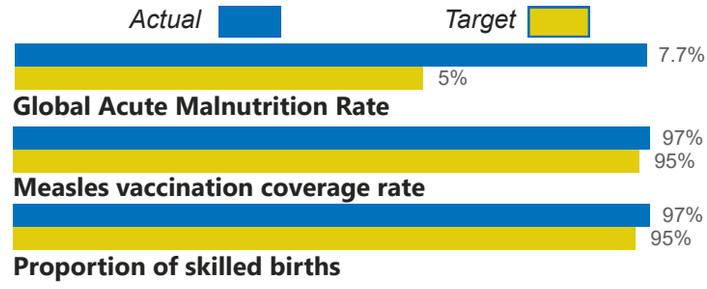

Achievement data source: HMIS/IRHIS (reported by sector lead)
Sector contact: Dr. Brian Luswata (Ministry of Health) luswata.b@mhu.go.ug +256782626862
Author: UNHCR representation in Uganda
Dr. Ronald Nyakoojo (UNHCR) nyakoojo@unhcr.org +256783365587
Feedback: ugakaimug@unhcr.org
For more info: www.ugandarefugees.org
Published: Oct 2025

Health & Nutrition Dashboard

Uganda Refugee Response Plan (RRP) 2024-2025

Reporting Quarter: All

Key sector achievements

Under 5 mortality rate (<1.5 deaths/1000 population)

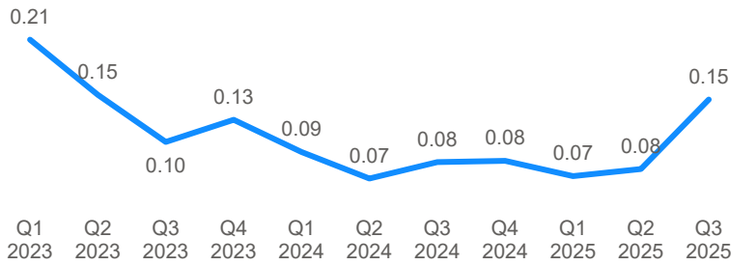

Under 5 mortality rate (<1.5 deaths/1000 population)

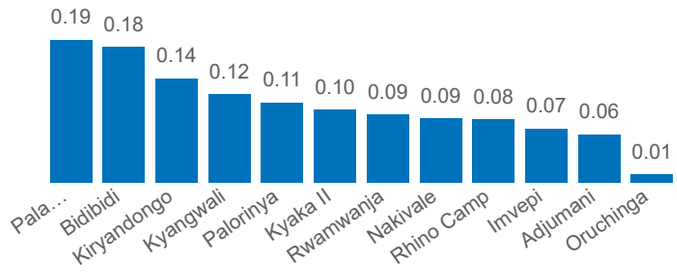

Number of Consultations

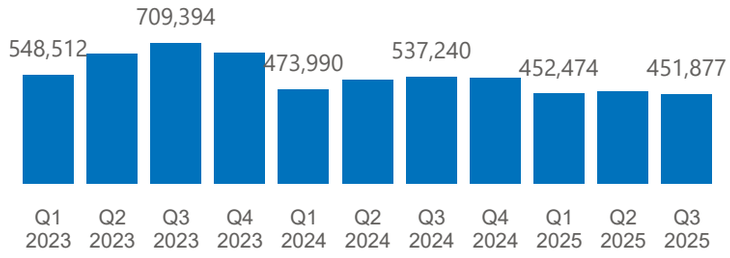

Consultation/Clinician/Day

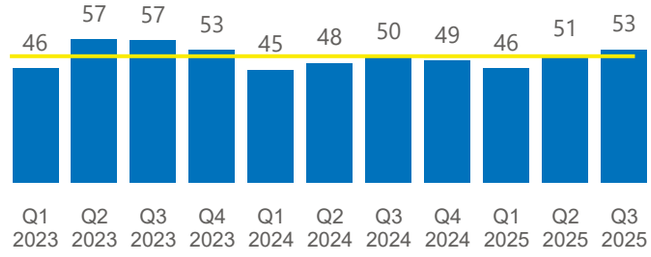

Viral load suppression rate

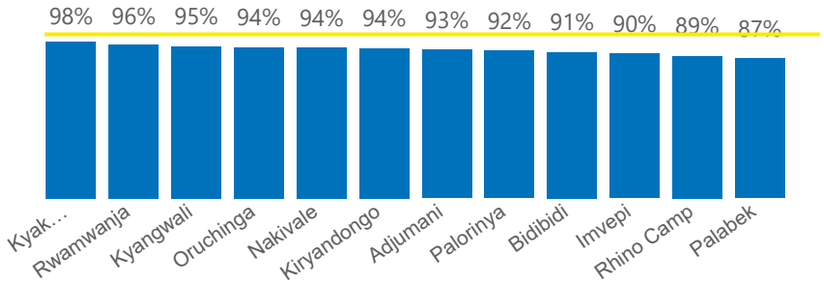

Viral load suppression rate

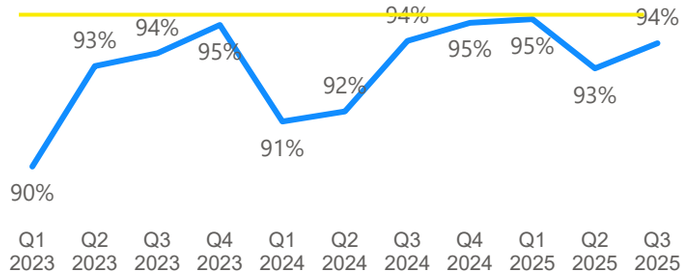

OUTCOME 1: Improved access to adequate preventive, promotive and curative services for communicable and non communicable diseases

Indicator	*Actual*	*Target/Standard*
Under-5 mortality rate per 1,000 children per month		
- Congolese Refugees	0.10	1.5
- South Sudanese Refugees	0.12	1.5
- Other refugees	0.07	1.5
Global Acute Malnutrition rate		
- Congolese Refugees	2.4%	5%
- South Sudanese Refugees	8.5%	5%
- Other refugees	3.3%	5%
Consultations per clinician per day		
- Congolese Refugees	65	50.0
- South Sudanese Refugees	50	50.0
- Other refugees	47	50.0

Actual *Target*

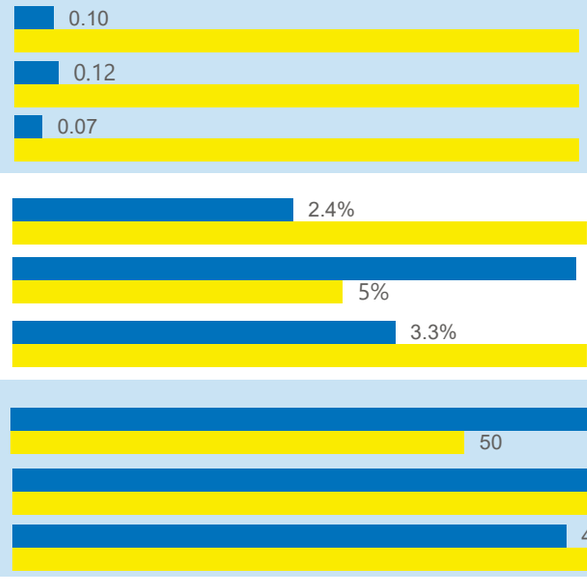

Achievement data source: HMIS/IRHIS (reported by sector lead)

Sector contact: Dr. Brian Luswata (Ministry of Health) luswata.b@mhu.go.ug +256782626862

Author: UNHCR representation in Uganda

Dr. Ronald Nyakoojo (UNHCR) nyakoojo@unhcr.org +256783365587

Feedback: ugakaimug@unhcr.org

For more info: www.ugandarefugees.org

Published: Oct 2025

OUTCOME 2: Improved HIV-TB prevention, care and treatment services

Indicator	*Actual*	*Target/Standard*
ART retention rate		
- Congolese Refugees	73%	95%
- South Sudanese Refugees	76%	95%
- Other refugees	59%	95%
TB treatment success rate		
- Congolese Refugees	90%	95%
- South Sudanese Refugees	95%	95%
- Other refugees	83%	95%
Viral load suppression rate		
- Congolese Refugees	97%	95%
- South Sudanese Refugees	93%	95%
- Other refugees	93%	95%

Actual *Target*

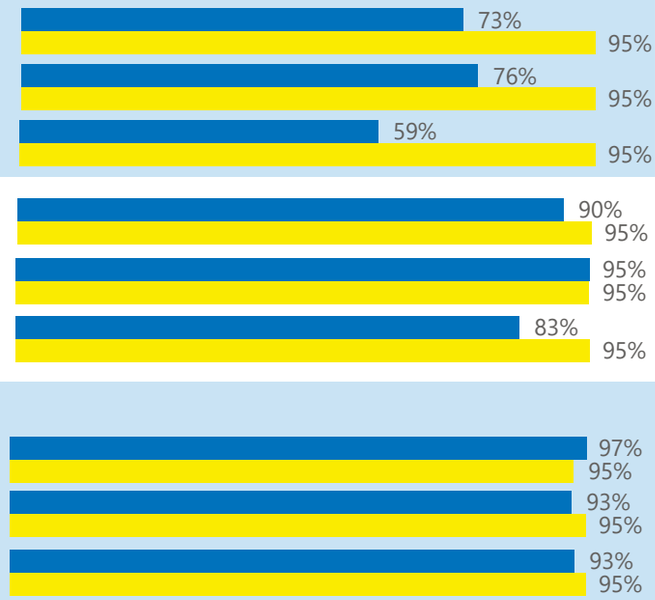

OUTCOME 3: Strengthening the national health care system capacity to cope with the increasing demand for health services by refugees and host population.

Indicator	*Actual*	*Target/Standard*
Health facility accreditation rate		
- Congolese Refugees	80%	100%
- South Sudanese Refugees	78%	100%
- Other refugees	100%	100%
Health Center IV and District referral hospitals supported		
- Congolese Refugees	80%	100%
- South Sudanese Refugees	83%	100%
- Other refugees	50%	100%
Monthly health & nutrition coordination meetings		
- Congolese Refugees	100%	100%
- South Sudanese Refugees	100%	100%
- Other refugees	100%	100%

Actual *Target*

Funding

$134M	$20M	$114M
Total required	Received	Gap

Operational presence - Health & Nutrition partners - 67

Primary Health Care - 16
Surveillance - 3
ASRH & GBV - 11

Nutrition & food security - 20
Mental Health & Psychosocial support - 5
HIV & TB - 2

Health systems strengthening -2
Coordination & Supervision - 5
Referral services - 6

ACF, ARRH, AVSI, KDLG, MSU, PALM Corps, RICE-WN, TPO

ACF, ACORD, HHA, IRC, PALM Corps, UNHCR, UNICEF, WFP, YRRH, Yumbe DLG

AFI, ARRH, CARE, IRC, MSF, MSU, PALM Corps, PMI Uganda, RICE-WN, SCI, Terego DLG, TPO, UNFPA, UNHCR, UNICEF, URCS, WFP, WHH, WHO

AFI, AMREF, ARRH, CARE, IRC, Madi Okollo DLG, MSF, MSU, PALM Corps, Plan, RICE-WN, SCI, TPO, UNFPA, UNHCR, UNICEF, URCS, WFP, WHH, WHO

ACF, FCA, HFU, Hoima RRH, Kikuube DLG, LWF, MTI, UNHCR, UNICEF, WFP

ADRA, AHA, CARE, FCA, FPRRH, HI, IOM, Kabarole research Resource center, Kyegegwa DLG, LWF, MTI, Nsamizi, OPM, Ripple Effect, TPO, UNFPA, UNHCR, UNICEF, WFP, WVI

ADRA, AVISI, FPRRH, Kamwenge DLG, LWF, MTI, NARO, Nsamizi, SCI, UNHCR, UNICEF, WFP

Kisoro DLG, MTI, UNHCR, UNICEF, WFP

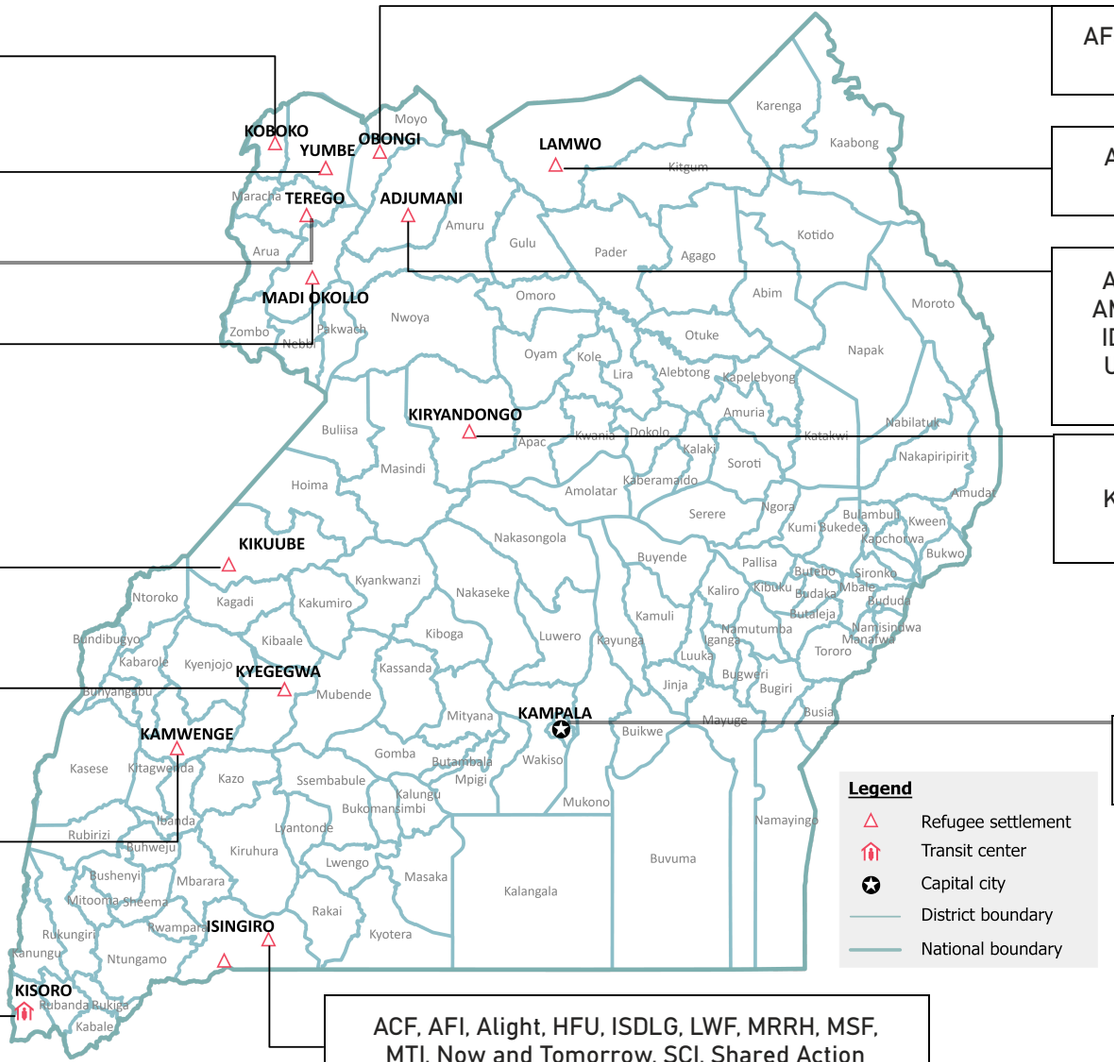

AFOD, ARRH, IsraAID, LWF, MTI, Obongi DLG, SCI, UNFPA, UNHCR, UNICEF, WFP

ACORD, FH, Gulu RRH, IRC, Lamwo DLG, LWF, UNHCR, UNICEF, WFP

ACF, ACODEV, Adjumani DLG, AFI, AFOD, AMREF, AVISI, AVSI, CARE, FFH, Gulu RRH, IDI, LWF, MTI, PACHEDO, REACH A HAND UGANDA, RHU, SCI, TUTAPONA, UNHCR, UNICEF, WFP

ACF, AFI, AFOD, Hoima RRH, IRC, Kiryandongo DLG, TPO, UNHCR, UNICEF, WFP

AHA, KCCA, UNHCR, UNICEF

ACF, AFI, Alight, HFU, ISDLG, LWF, MRRH, MSF, MTI, Now and Tomorrow, SCI, Shared Action Uganda, TPO, TUTAPONA, UNHCR, UNICEF, WFP