Overview of the sector and narrative

The Sector Overview:

The livelihoods and resilience sector aims to ensure refugees and host communities in refugee-hosting areas live peacefully while progressively pursuing self-reliance in an enabling environment that supports sustainable responses and inclusive livelihood opportunities. To contribute to this, partners facilitate agricultural productivity and economic inclusion of refugees and hosts by improving access to arable land, productive assets and trainings in good agricultural practices as well as entrepreneurship, business development services, access to better market opportunities and financial literacy and inclusion interventions.

The Result Analysis:

During the quarter, refugees were supported in accessing approximately 13,048 acres of land, a 39% increase compared to the 9,392 acres accessed during the previous quarter. The increase is attributed to continued advocacy by partners to support refugees' access to arable land for cultivation. It is also an indication of continued willingness of the host community to avail more land to the forcibly displaced households. By the end of Quarter three, despite receiving 144,389 new arrivals (49% from the DR Congo), only 8% — equivalent to 12,290 households —received emergency livelihood support. The support comprised assorted agricultural inputs (seeds, farm tools, and animal health kits). Due to increased food insecurity in the refugee-hosting areas, partners were expected to prioritize agriculture production support to households during the period. Partners provided productive assets to 5,320 households, trained 32,025 in Climate Smart Agriculture (CSA) and 34,098 in good agronomic practices (GAP), two of the most critical capacity-building interventions for increasing production and productivity. Overall, the support that sector partners provided to refugee and host community households in Quarter 3 of 2025 declined by 56% compared to the support provided during the same period in 2024. This can be attributed to contextual developments, including the closure of several multi-year projects due to a significant reduction in funding to sector partners. The number of farmer associations practicing produce aggregation dropped by about 10% due to closure of projects that provided market support services. However, the number of associations accessing market information remained stable at 1,059 compared to 1,028 reported at the same time in 2024. Sector partners have continued the engagement with the private sector with the aim of improving private-sector participation in refugee hosting areas. Training in financial literacy, entrepreneurship, and business development services is reaching more than half of all those reached by GAP and CSA. More investment is needed to boost this and realize financial and socio-economic resilience.

The Key Challenges/Opportunities:

Progressive and sudden food ration cuts are negatively affecting refugee communities, increasing pressure on household income sources. Scarce land available for agricultural production is undoing years of collective gains in livelihoods and economic inclusion programming, exacerbated by dwindling funding for the sector. DRC households received the most, but only 0.4 acres per household, while SSD households received about a quarter an acre (0.28), and the worst affected by access to arable land is SUD, accessing only 0.05 acres (a 1/20th of an acre, far below a minimum target of at least 0.5 acres) per household, which is insufficient for supporting the production of cereals and or legumes for food, and income security. Ongoing conflict in South Sudan, Sudan, and the Democratic Republic of Congo continues to be a major driver of the refugee influx into Uganda. This continued inflow has heightened pressure on available land, thereby reducing the land available for agricultural production. Consequently, food insecurity among refugee households, which is currently estimated at 61%, is being exacerbated. Even more concerning, refugees face significant obstacles in accessing credit and other financial services they need from formal financial institutions. This is due to their limited socio-economic status, service providers' reluctance to accept refugee identification documents, the lack of collateral, and delays in Know Your Customer (KYC) data verification. To address these issues, stronger advocacy is needed with regulators and financial services providers to improve access to credit and other services. At the same time, administrative barriers persist to refugees' access to formal employment. Employment (informal short-term) opportunities are limited, as only 658 were employed. Difficulties obtaining work permits (for formal employment opportunities) further compound these challenges, especially given Uganda's high unemployment rates. Despite hosting more than 1.9 million refugees, the Uganda Refugee Response has faced a sharp decline in humanitarian financing. Donors continue to cut back on resources, including multi-year resources, leaving partners and refugees with limited to no options for livelihood support. As a result, some partners shut down their projects, affecting an estimated 511,942 people, including 416,811 refugees and 95,131 members of host communities.

The Sector Priorities:

Advocacy with the Government and host communities for increased refugee access to agricultural land remains a top priority for the sector. The sector will continue to undertake dedicated conversations to explore possible options to support refugees' access to land and advance strategic collaborations with partners to ensure livelihood interventions leverage and optimize available resources; to ensure that even in the face of declining funding, the limited available resources are used effectively to support refugees and the hosting community. Through data and information management coordination, the sector is focusing on improving the recording of livelihood beneficiaries' data to minimize duplication and strengthen synergies for improved program design and effective targeting. Within Q4 of -2025, and in close collaboration with the Ministry of Gender, Labour and Social Development, the sector plans to roll out the Self-Reliance Index. Amidst a challenging and rapidly evolving funding landscape, the sector continues to guide partners to prioritize and rationalize intervention, improve effectiveness, and better advocate for multi-year funding and strengthening of thematic coordination. This includes sharing best practices, innovations, and lessons learned. Increasing access to market information, knowledge and skills in GAP and CSA, skills development for gainful employment, and access to gainful employment opportunities.

Sector Contacts:
Hellen Acibo (OPM) hellen.acibo@opm.go.ug
Gerald Emoyo (UNHCR) emoyo@unhcr.org
Paul Onyait (ACF) ponyait@ug-actionagainsthunger.org

Published : November2025

Livelihood & Resilience Dashboard

Uganda Refugee Response Plan (RRP) 2024 - 2025

Quarter 3 Quarter

January - September Q3 2025

Key Indicators

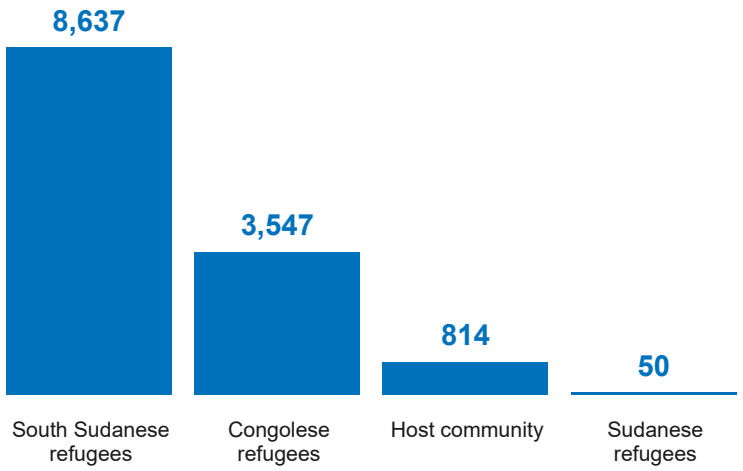

Acres of land accessed by refugees and host community

13,048

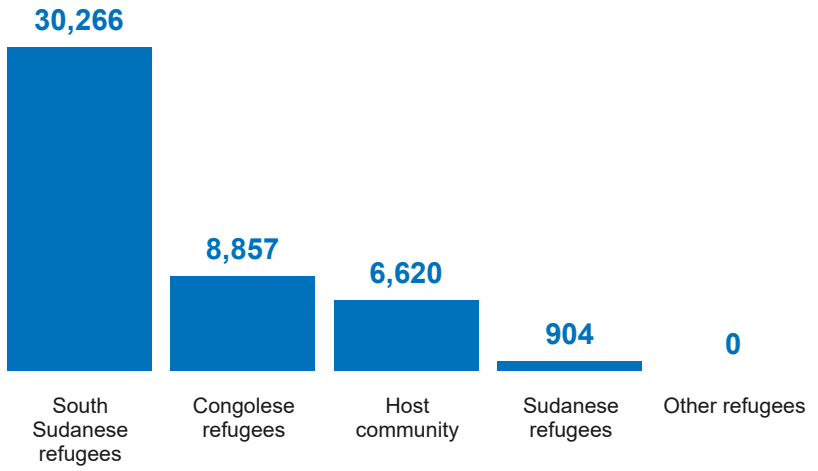

Households having accessed land

46,647

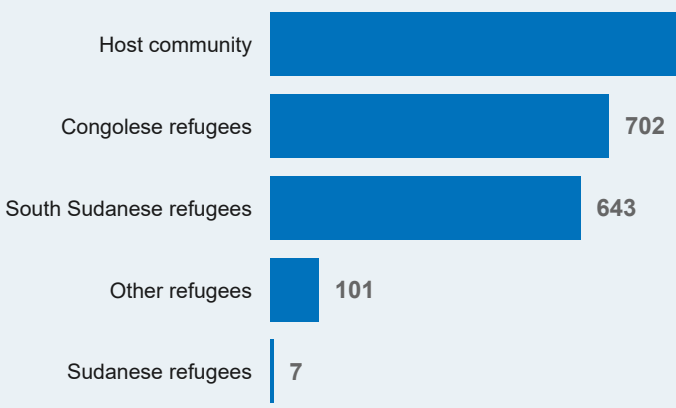

Credit and saving groups formed

1431

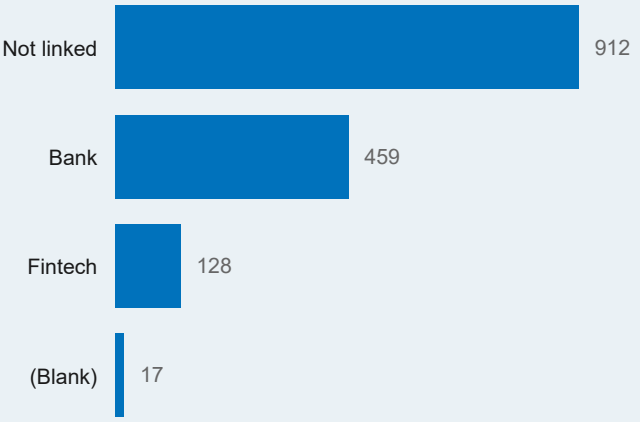

VSLAs Linkage to financial service providers

586

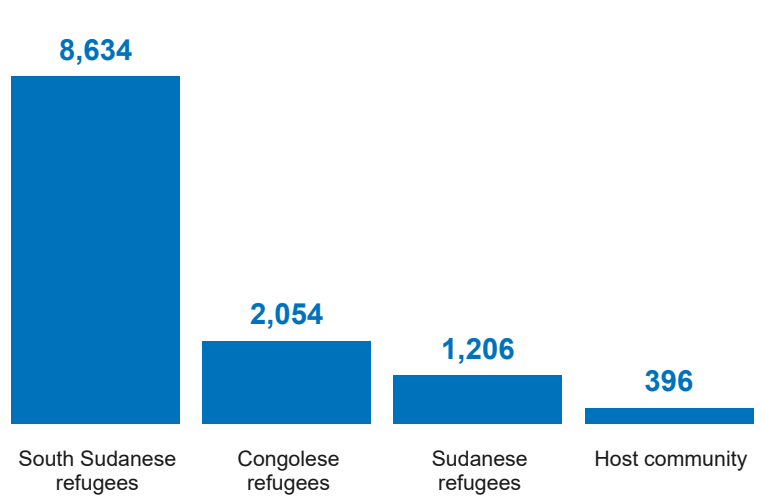

Households having received livelihoods support

12,290



Mode of delivery of assistance for cash based interventions

USh72,768,954

Livelihood & Resilience Dashboard

Uganda Refugee Response Plan (RRP) 2024 - 2025

Quarter 3 Quarter

January - September Q3 2025

Key Indicators

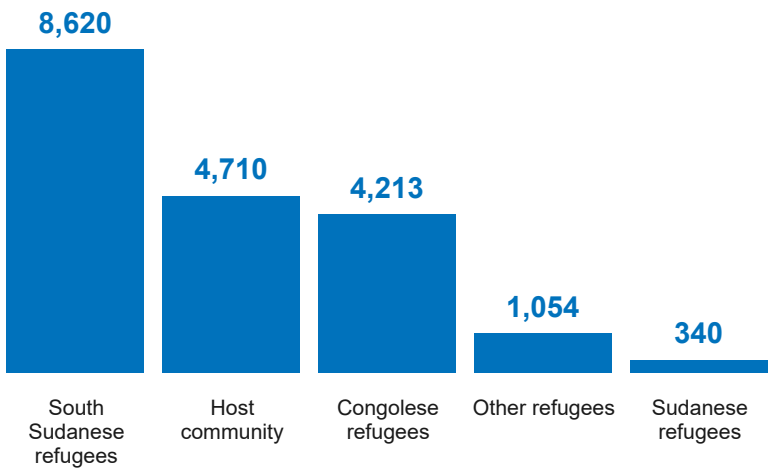

Individuals that received market-driven skills training

18,937

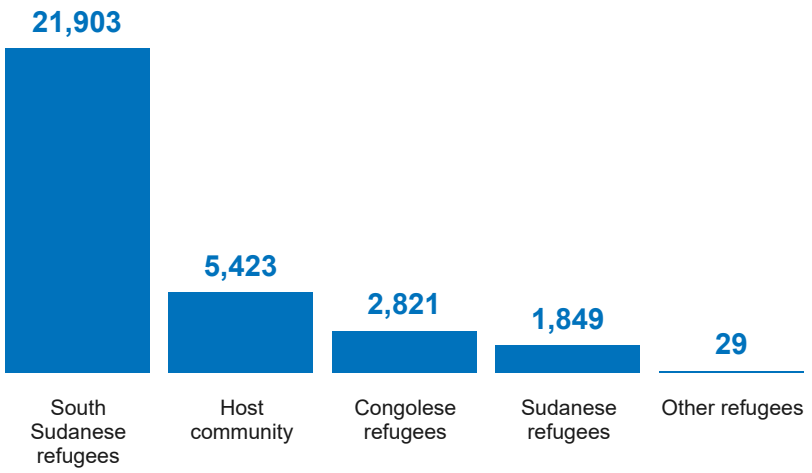

Individuals receiving climate smart agriculture training support

32,025

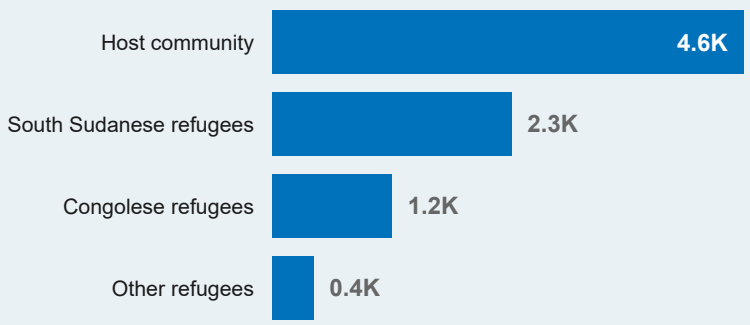

Graduates linked with employers

8,524

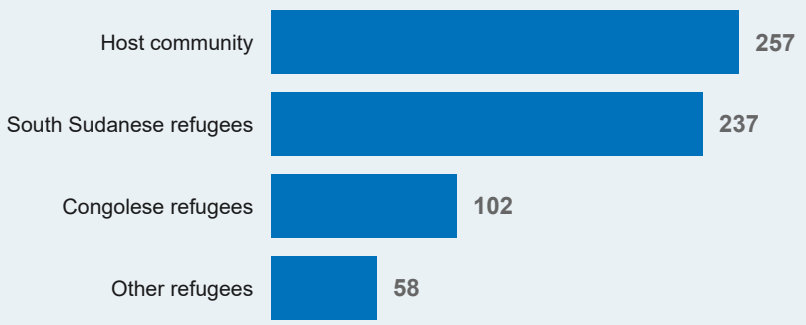

People engaged in short-term employment opportunities

658

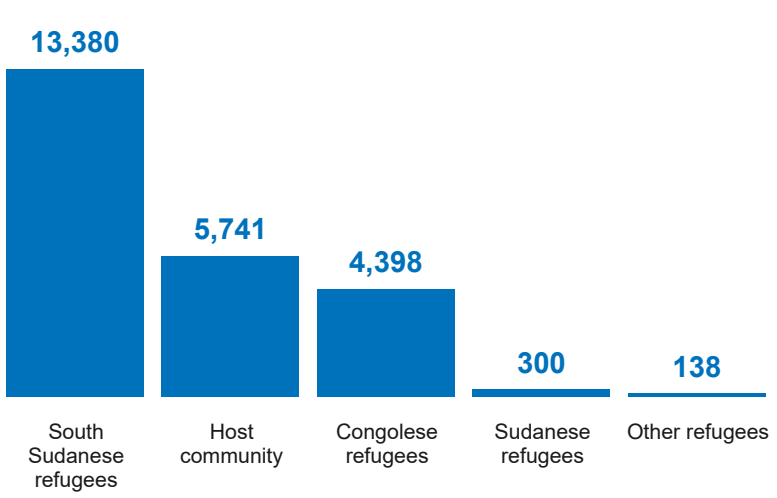

Individuals trained on leadership/group management skills

23,957

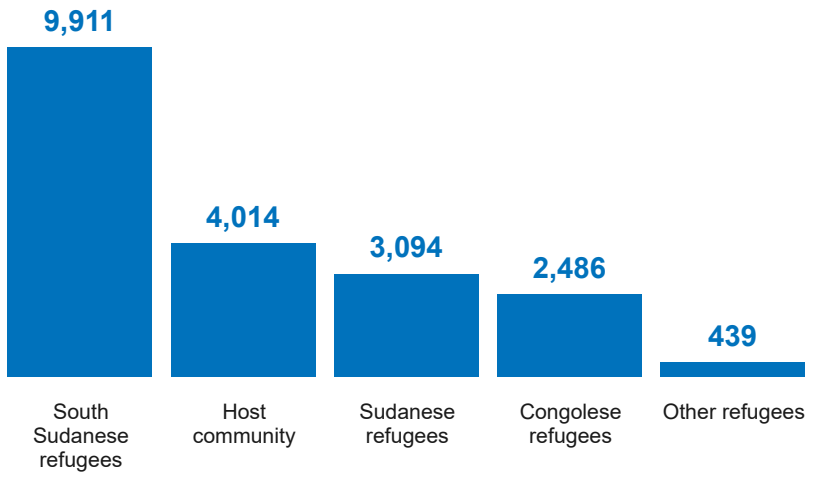

Individuals supported to access better markets

19,944

Achievements data: ActivityInfo **Author:** UNHCR Representation in Uganda **Feedback:** ugakaimug@unhcr.org **For more info:** https://data.unhcr.org/en/country/uga

Sector Contacts:
Hellen Acibo (OPM) hellen.acibo@opm.go.ug
Gerald Emoyo (UNHCR) emoyo@unhcr.org
Paul Onyait (ACF) ponyait@ug-actionagainsthunger.org

Published : November2025

Livelihood & Resilience Dashboard

Uganda Refugee Response Plan (RRP) 2024 - 2025

Quarter 3

January - September

Quarter

Q3 2025

Outcome 1 : PoC in refugee hosting districts generate sufficient agricultural surplus to attain self-reliance

Indicator	*Actual*	*Target/Standard ('25)*	*Actual*	*Gap*
Households receiving emergency livelihood support				
Congolese Refugees	**1,276**	**N/A**	100%	
South Sudanese Refugees	**10,972**	**N/A**	100%	
Sudanese Refugees	**3,173**	**N/A**	100%	
Host Community	**1,029**	**N/A**	100%	

Funding

$165M

Total Requirement

37.8M | 127.2M

Received **23%** Gap **77%**

Partners

Partners	Partners	Partners	Partners	Partners	Partners	Partners
ACF	CARE	DRC	HHA	NELHIN	RICE-WN	WVI
ADRA	Caritas	ELECU	I CAN SSD	NOWEMPA	SAA	YARID
AFARD	CEFORD	ENABEL	IRC	NRC	SeedEffect	YSAT
Alight	CFI	EveryShelter	JRS	Oxfam	SSURA	ZOA
AVSI	ChildVoice	FAO	Kulika	PALM Corps	UCOBAC	
AWR	COVOID	FCA	LMI	Plan	URCS	
AYAN	CRS	FRC	LWF	PWJ	URDMC	
BRAC	DCA	Give Directly	MC	RE	VE	
CAF	DOP	HFU	MPK	RGF	WHH	

Partner Reporting Breakdown

58 Partners

38 INGOs

12 NGOs

6 RLOs

1 CBOs

1 UN Agencies

Partners by District

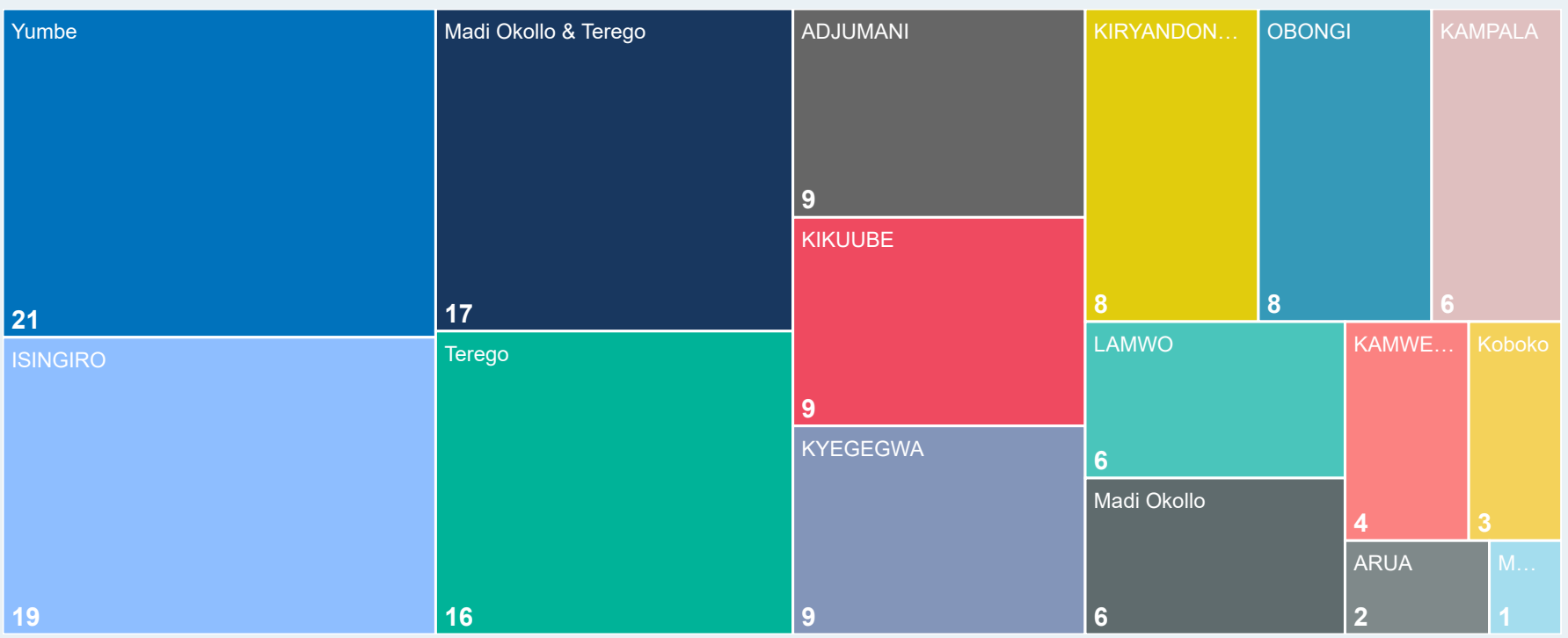

Achievements data: ActivityInfo **Author:** UNHCR Representation in Uganda **Feedback:** ugakaimug@unhcr.org **For more info:** https://data.unhcr.org/en/country/uga

Sector Contacts:

Hellen Acibo (OPM)
hellen.acibo@opm.go.ug

Gerald Emoyo (UNHCR)
emoyo@unhcr.org

Paul Onyait (ACF)
ponyait@ug-actionagainsthunger.org

Published : November2025

Livelihood & Resilience Dashboard

Uganda Refugee Response Plan (RRP) 2024 - 2025

Quarter 3

January - September

Quarter: Q3 2025

Key Indicators

Acres of land accessed across the settlements

Note: *Settlements not included had no data reported on them*

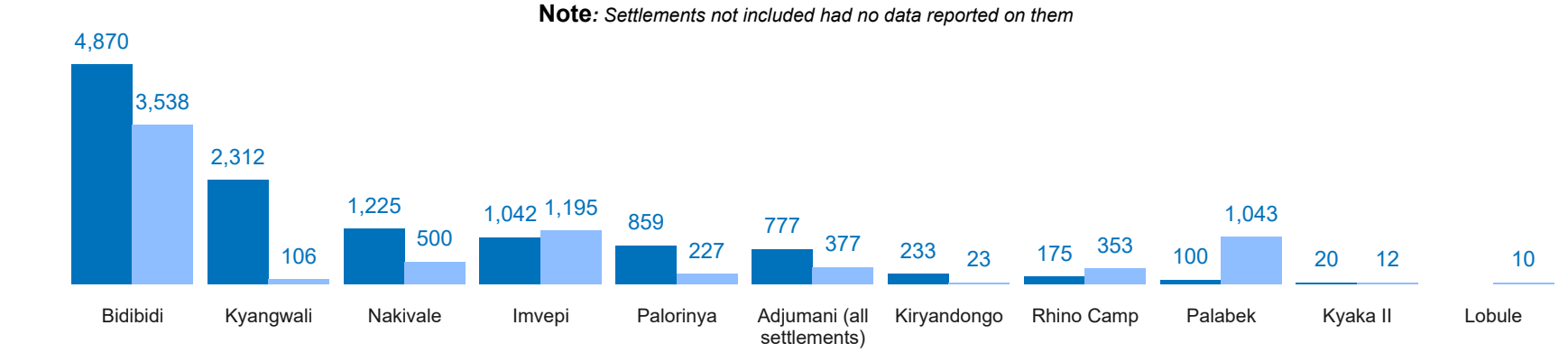

Households having accessed land across the settlements - 2025

Note: *Settlements not included had no data reported on them*

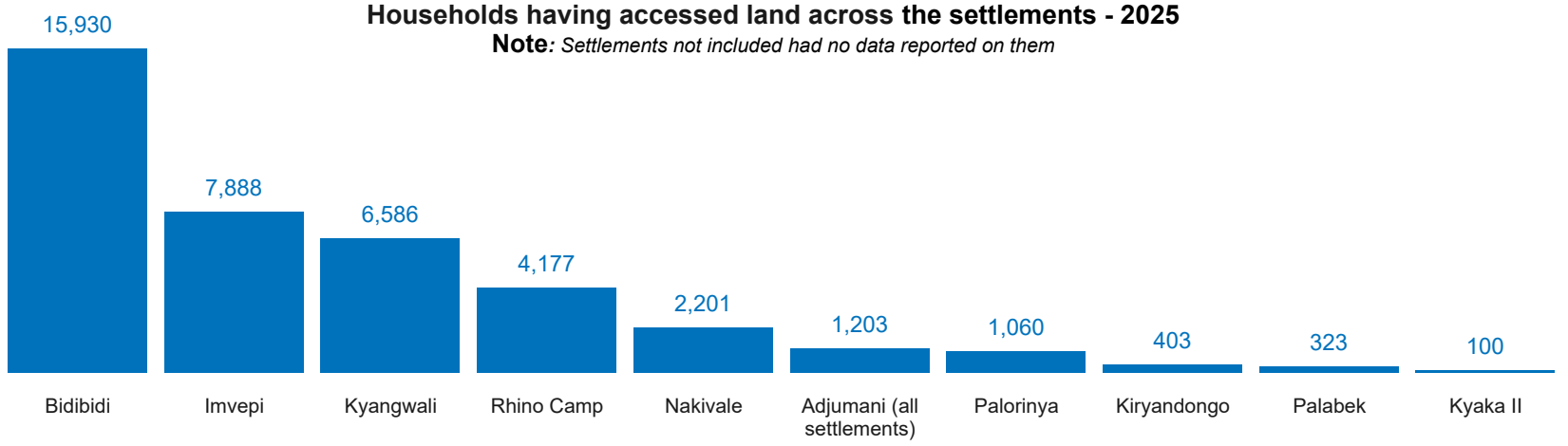

Households having received livelihood support

Note: *This consists of households having received cash grant for productive assets and mechanics tools in in-kind*

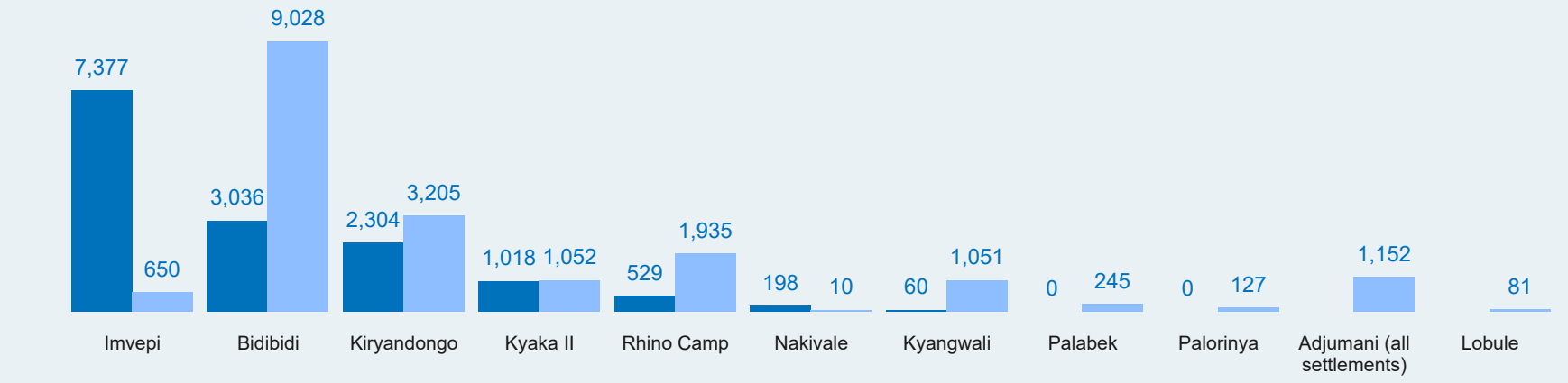

VSLAs across the settlements

Note: *Settlements not included had no data reported on them*

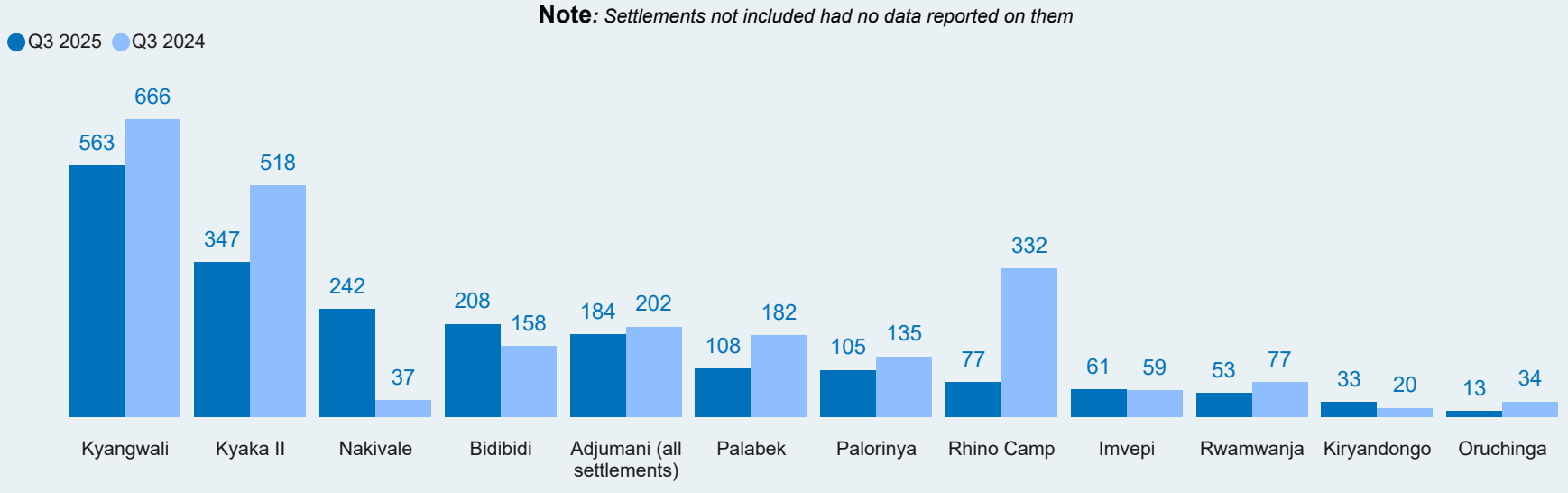

Achievements data: ActivityInfo **Author:** UNHCR Representation in Uganda **Feedback:** ugakaimug@unhcr.org **For more info:** https://data.unhcr.org/en/country/uga

Sector Contacts:

Hellen Acibo (OPM)
hellen.acibo@opm.go.ug

Gerald Emoyo (UNHCR)
emoyo@unhcr.org

Paul Onyait (ACF)
ponyait@ug-actionagainsthunger.org

Published : November2025

Livelihood & Resilience Dashboard

Uganda Refugee Response Plan (RRP) 2024 - 2025

Quarter 3

January - September

Quarter

Q3 2025

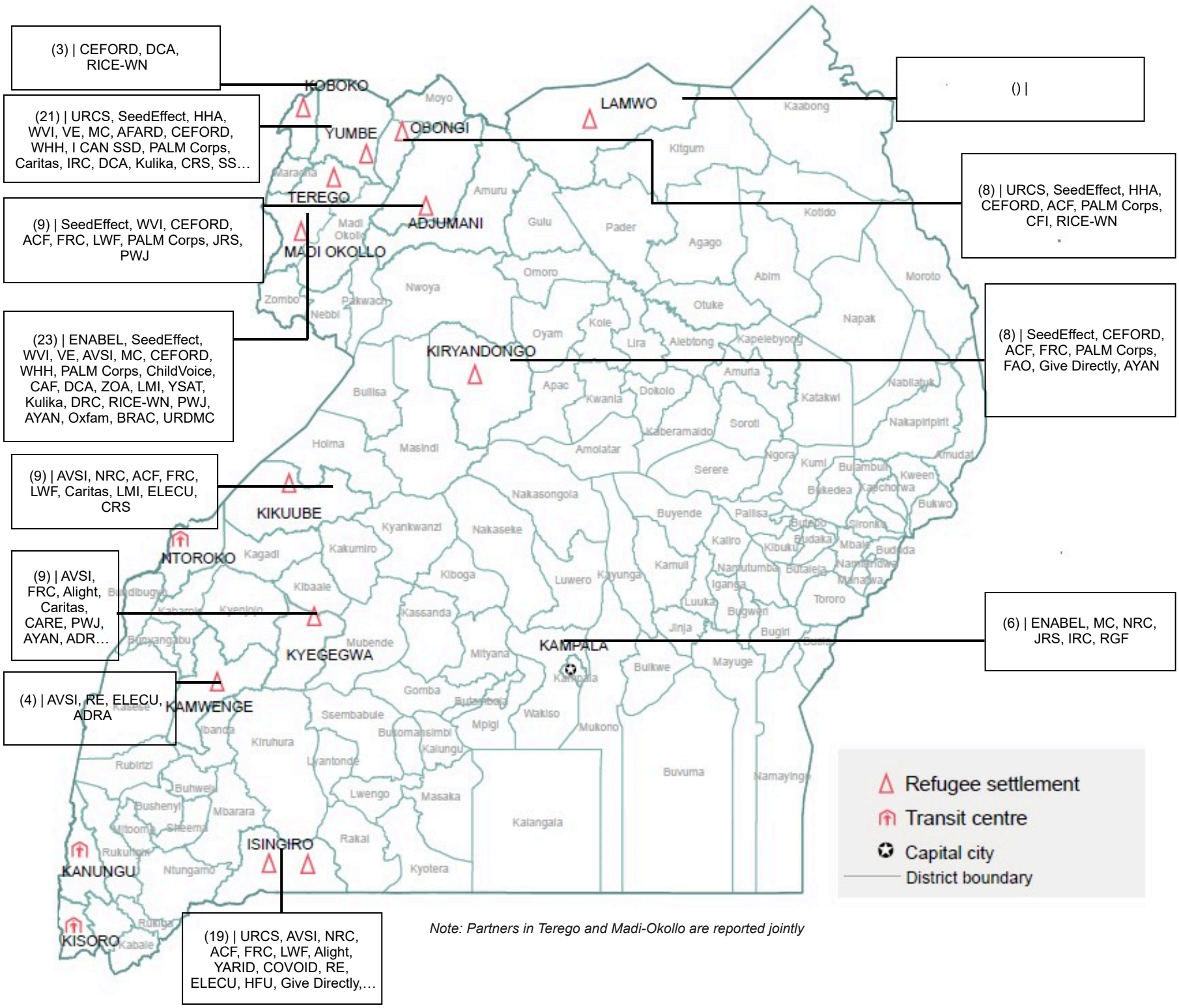

Note: Partners in Teregeo and Madi-Okollo are reported jointly

A total of 58 partners reported during Q1, Q2, and Q3 - 4 partners less than Q3 2024. Overall, the West Nile/North districts had the highest number of partners reporting, with Yumbe, home to the Bidibidi settlement, with the highest number of reporting partners.

In contrast, the South West region saw fewer partners reporting; Isingiro district, where Nakivale and Oruchinga settlements are located, had the highest number of partners reporting in that area.

Achievements data: ActivityInfo **Author:** UNHCR Representation in Uganda **Feedback:** ugakaimug@unhcr.org **For more info:** https://data.unhcr.org/en/country/uga

Sector Contacts:

Hellen Acibo (OPM)
hellen.acibo@opm.go.ug

Gerald Emoyo (UNHCR)
emoyo@unhcr.org

Paul Onyait (ACF)
ponyait@ug-actionagainsthunger.org

Published : November2025

Livelihood & Resilience Dashboard

Uganda Refugee Response Plan (RRP) 2024 - 2025

Quarter 3

January - September

Quarter: Q3 2025

Operational Presence

Location District	Location Type	Location Name	Partner Type	Reporting Entity Name
All	All	All	All	All

Location District	Location Type	Location Name	Partner Type	Reporting Entity Name
ADJUMANI	Settlement	Adjumani (all settlements)	International NGO	JRS
ADJUMANI	Settlement	Adjumani (all settlements)	International NGO	LWF
ADJUMANI	Settlement	Adjumani (all settlements)	International NGO	WVI
ADJUMANI	Settlement	Adjumani (all settlements)	National NGO	PALM Corps
ADJUMANI	Settlement	Alere II	International NGO	ACF
ADJUMANI	Settlement	Ayilo I	International NGO	FRC
ADJUMANI	Settlement	Ayilo I	International NGO	LWF
ADJUMANI	Settlement	Ayilo I	International NGO	PWJ
ADJUMANI	Settlement	Ayilo I	International NGO	SeedEffect
ADJUMANI	Settlement	Ayilo II	International NGO	FRC
ADJUMANI	Settlement	Ayilo II	International NGO	SeedEffect
ADJUMANI	Settlement	Baratuku	International NGO	LWF
ADJUMANI	Settlement	Baratuku	National NGO	CEFORD
ADJUMANI	Settlement	Elema	International NGO	LWF
ADJUMANI	Settlement	Maaji II	International NGO	ACF
ADJUMANI	Settlement	Maaji II	National NGO	CEFORD
ADJUMANI	Settlement	Nyumanzi	International NGO	FRC
ADJUMANI	Settlement	Nyumanzi	International NGO	LWF
ADJUMANI	Settlement	Nyumanzi	International NGO	SeedEffect
ADJUMANI	Settlement	Olua I	International NGO	FRC

Operational Presence

Number of Partners by District

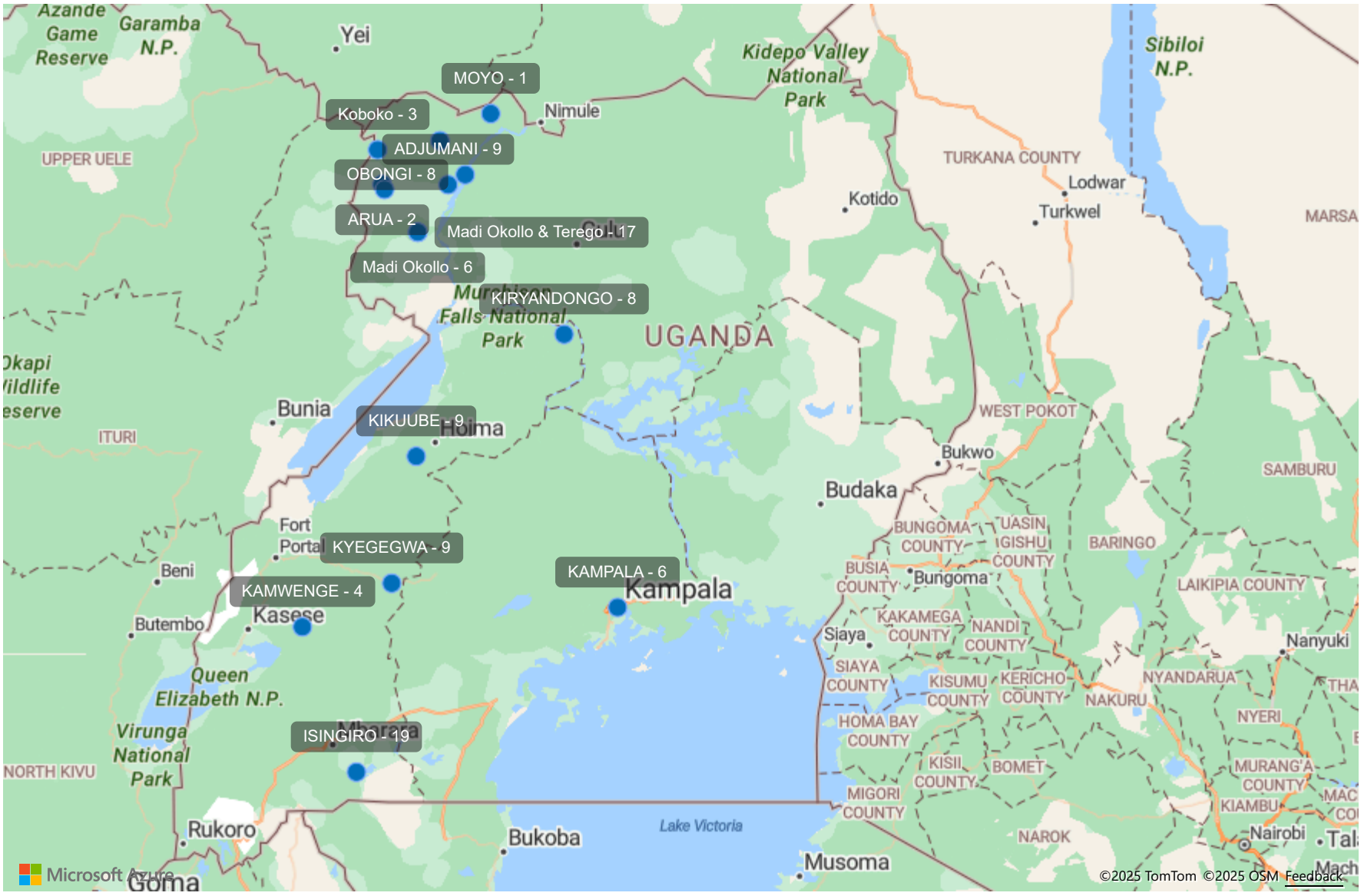

Achievements data: ActivityInfo **Author:** UNHCR Representation in Uganda **Feedback:** ugakaimug@unhcr.org **For more info:** https://data.unhcr.org/en/country/uga

Sector Contacts:

Hellen Acibo (OPM)
hellen.acibo@opm.go.ug

Gerald Emoyo (UNHCR)
emoyo@unhcr.org

Paul Onyait (ACF)
ponyait@ug-actionagainsthunger.org

Published : November2025