SPAIN Weekly snapshot - Week 49 (1 - 7 Dec 2025)

The charts below are based on figures from the Ministry of Interior and UNHCR estimates. All figures are provisional and subject to change

Refugees & migrants: sea and land arrivals in week 49[1]

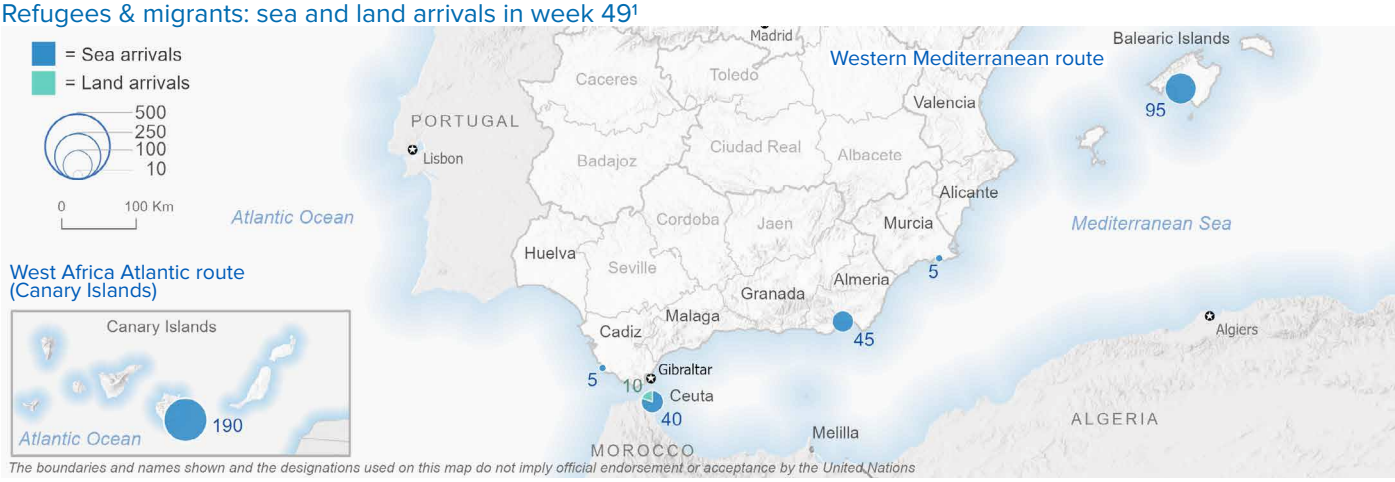

Arrivals in Spain

35,159 Arrivals as of 7 Dec 2025[2]

-41% Dif. 2024

34,307 Sea Arrivals[2]
Dif. 2024: -42%

852 Land Arrivals[2]
Dif. 2024: +94%

383 Arrivals Week 49[1]
Dif. last week: -70%
Dif. 2024: -74%

Western Mediterranean

18,083 Arrivals as of 7 Dec 2025[2]

+11% Dif. 2024

17,231 Sea Arrivals[2]
Dif. 2024: +9%

852 Land Arrivals[2]
Dif. 2024: +94%

190 Arrivals Week 49[1]
Dif. last week: +86%
Dif. 2024: -46%

West Africa Atlantic (Canary Islands)

17,076 Arrivals as of 7 Dec 2025[2]

-60% Dif. 2024

17,076 Sea Arrivals[2]
Dif. 2024: -60%

193 Arrivals Week 49[1]
Dif. last week: -83%
Dif. 2024: -83%

Arrivals in Spain during the last five weeks[1]

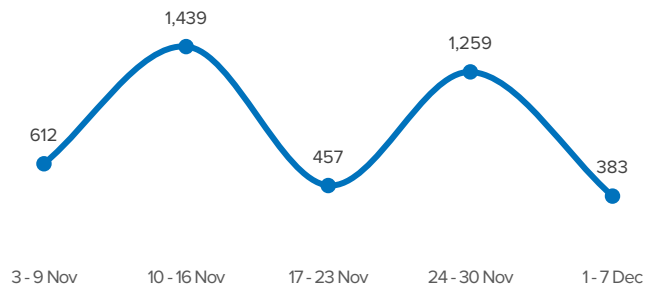

Arrivals in Spain by route during the last six months[2]

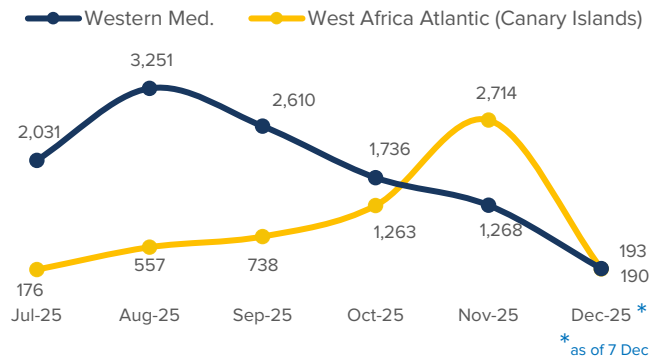

Arrivals in Spain per month[2]

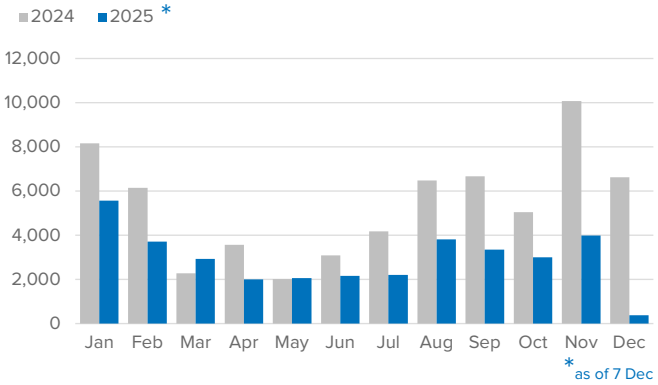

Arrivals in Spain per year[2]

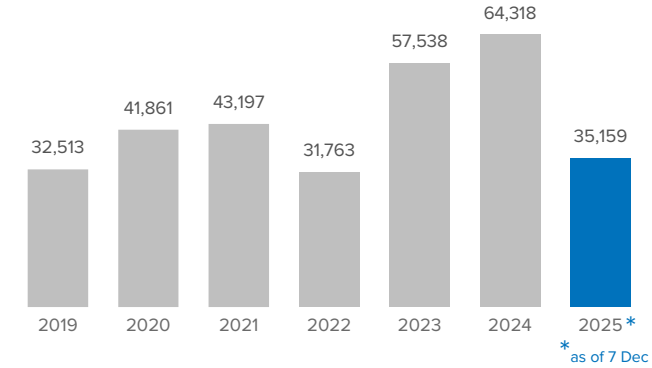

UNHCR / 11 Dec 2025
Source: UNHCR Spain data portal
[1]Based on UNHCR estimates.
[2]Based on figures from the Spanish Ministry of Interior and UNHCR estimates.