BURUNDI

Influx of people from eastern DR Congo

(as of 21 December 2025)

Following the massive influx of Congolese refugees into Burundi, fleeing violent clashes in South Kivu, particularly around Kamanyola, Luvungi, Katogota, and Uvira, the security situation has deteriorated significantly. These clashes have caused a significant influx since December 5, with an estimated **94,808** arriving at the entry points of Buganda, Gatumba, and Rumonge. A counting system is in place to track movements, but the trend indicates a worsening situation requiring urgent mobilization for registration and assistance.

88,548
Estimated **people displaced** by conflict

6,260
Estimated spontaneous **returns of Burundians** from the DRC

39,394
people transferred to the **Busuma site**

Demographic

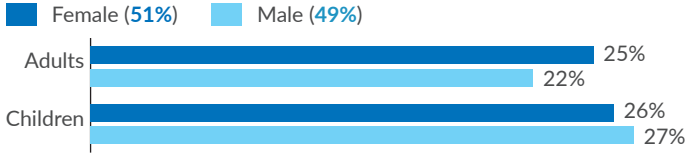

Total new arrivals

Cumulative since 5 Dec. 2025

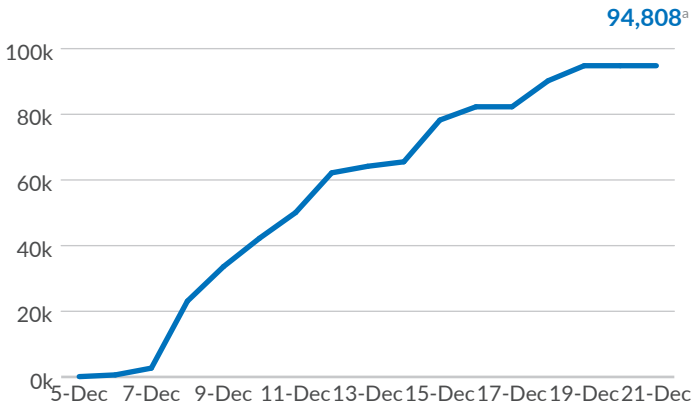

[a]Mixed population including asylum seekers, migrants, returnees, etc.

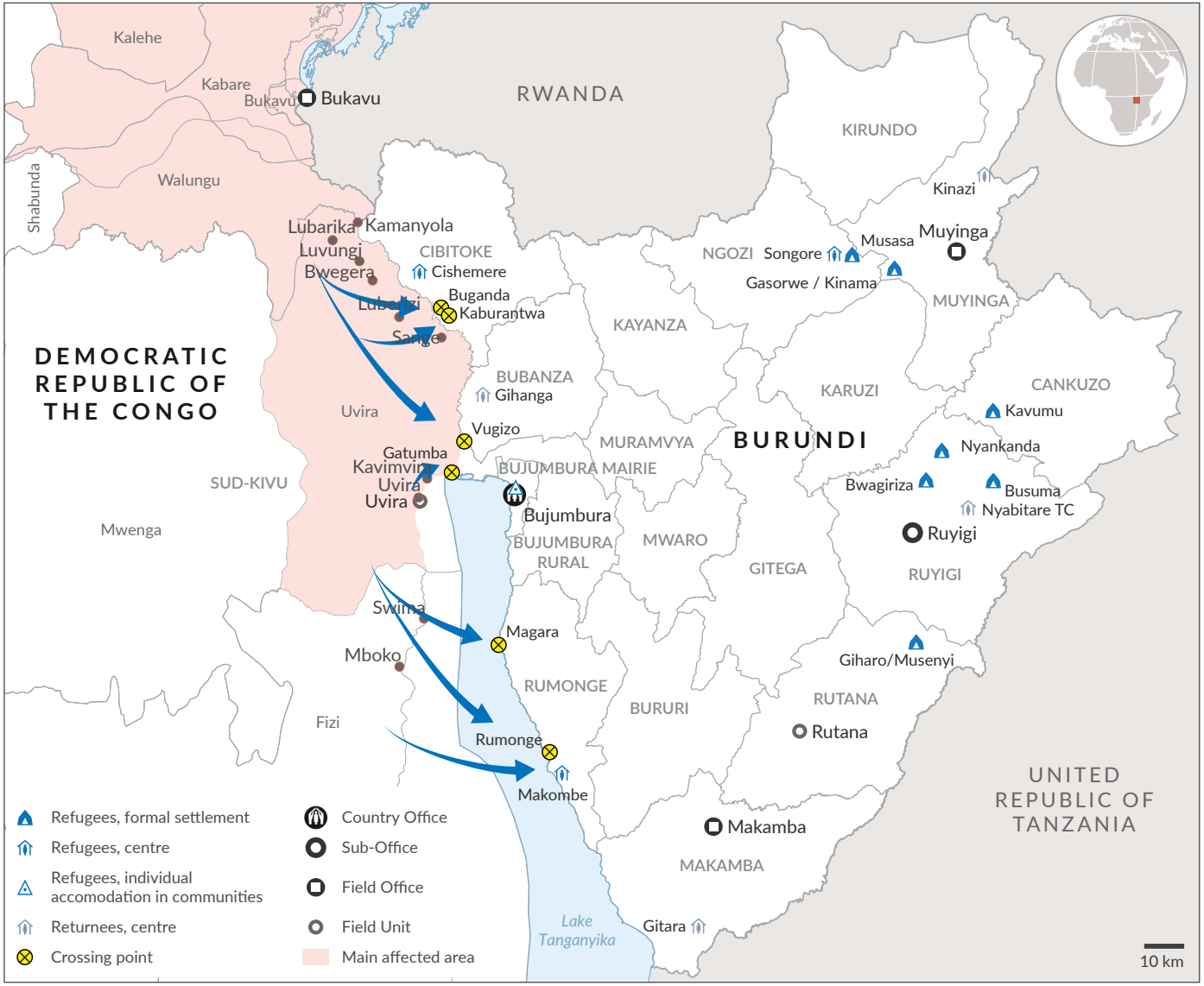

The boundaries and names shown and the designations used on this map do not imply official endorsement or acceptance by the United Nations.

UNHCR Comprehensive Overview of Response to Emergencies

Creation date: 21 Dec 2025 - **Sources:** Government of Burundi, UNHCR - **Feedback:** dimaehagl@unhcr.org

Arrival and relocation

Border entry points

- Rumonge
- Buganda
- Kaburantwa
- Gatumba
- Magara
- Vugizo

Transit Centers/Locations

	New Arrivals since 5 December	Current population
Kansega	37,392	19,821
Gatumba	26,259	0
Cishemere	5,992	7,873
Makombe	2,330	2,612
Vugizo	4,455	0
Rumonge	9,592	6,263
Magara	2,528	0

Protection

- Identification of protection needs
- Registration level 2
- Protection & border monitoring
- Organisation of relocations
- Family reunification
- Assistance to persons with specific needs

Refugee Camps/Settlement

	Relocated in 2025	Current population
Musenyi	18,067	21,778
Nyankanda	280	12,358
Bwagiriza	235	9,751
Kavumu	457	19,277
Kinama	153	7,333
Musasa	224	8,625
Busuma	39,394	39,394

Partners

- Government of Burundi
- UNHCR
- WFP
- UNICEF
- IOM
- WHO
- UNFPA
- IRC
- MSF
- Burundi Red-Cross
- Social Action for Development
- Healthnet TPO
- Save the Children
- UPHWO
- Safe Inclusion
- COPED
- AIRD
- ACPDH
- CICR
- Spring Communities
- Great at vision Group
- Caritas

Statistics on persons transferred to Bweru

39,394
people transferred to the **Bweru** site

47%
of households' focal points are **women**

Area of origin

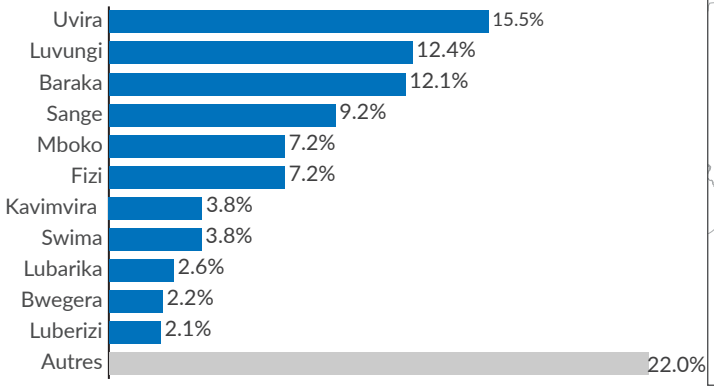

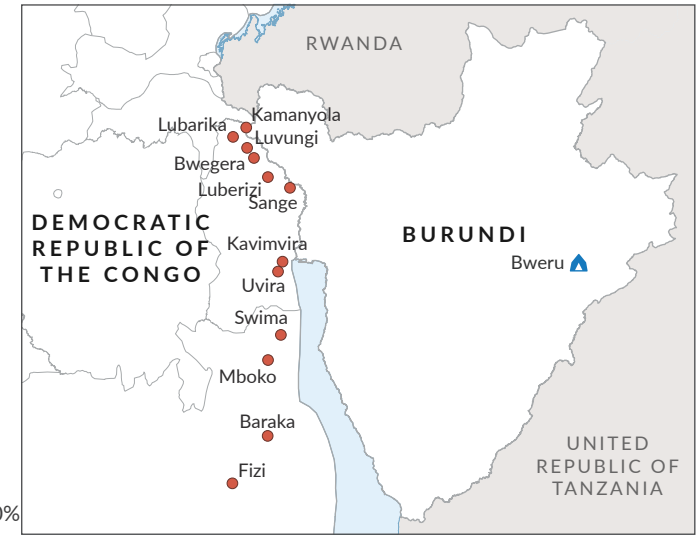
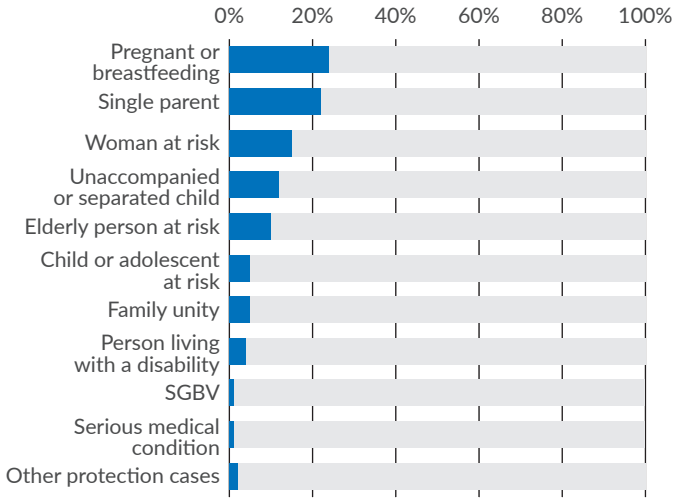
Families with special needs