Izmir AoR Protection Sector Achievements - 2025

as of December 2025

Inter-Agency Coordination Türkiye

# of Beneficiaries by Location

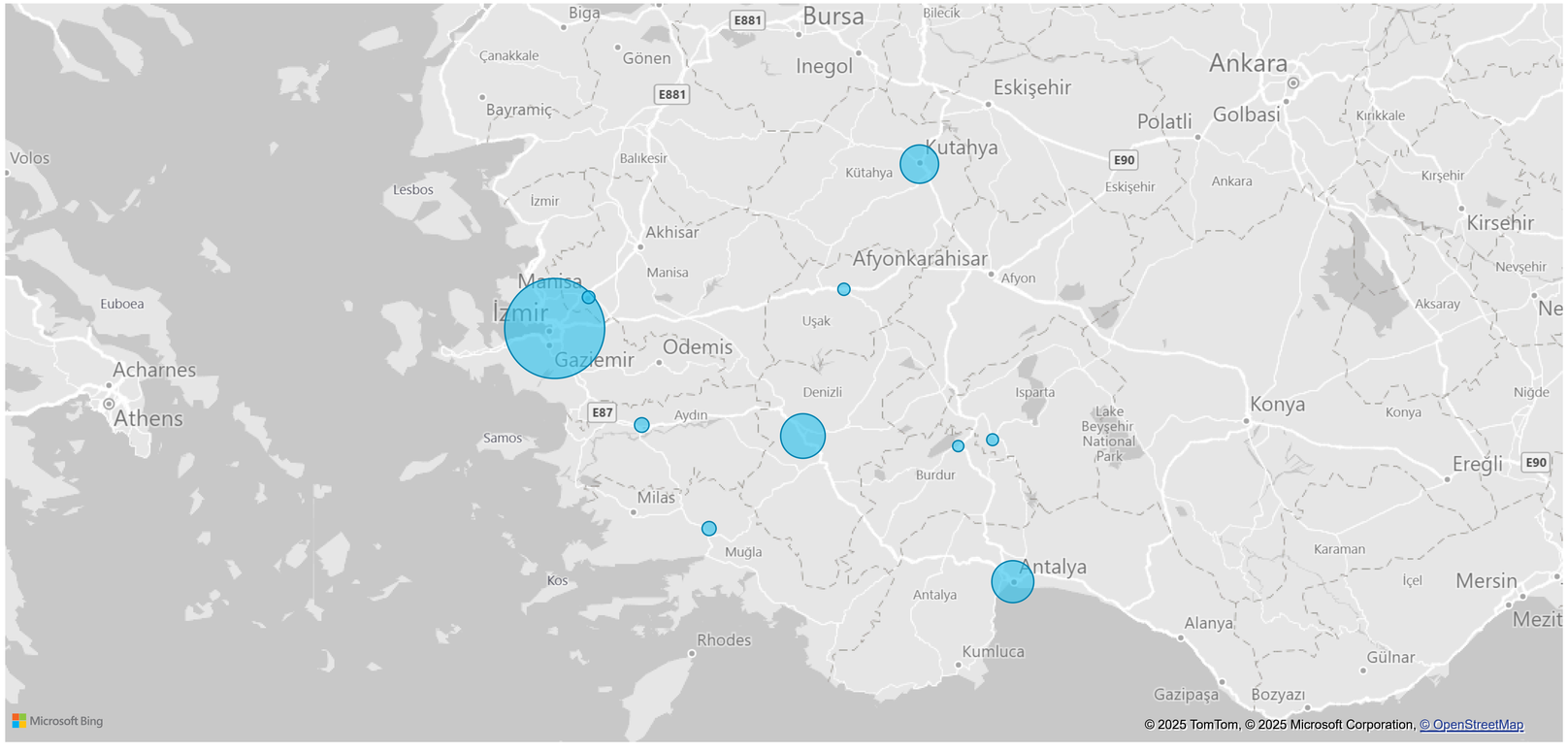

Individuals benefitting protection Services by Month

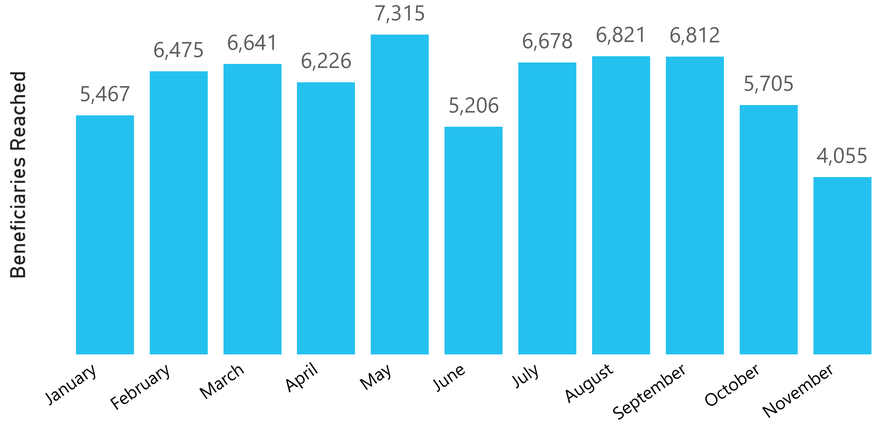

26,715
Number of individuals benefitting from protection activities

13,380
Number of individuals with specific needs/vulnerabilities assessed and identified with protection n

Location: All

Month: All

Breakdown of Beneficiaries by Gender*

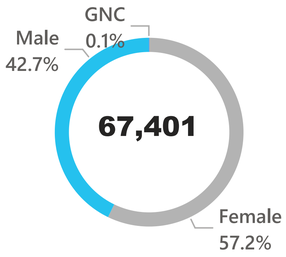

Breakdown of Beneficiaries by Nationality*

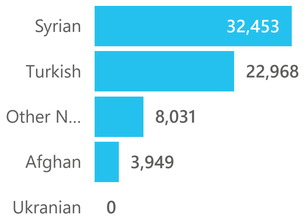

9,794
Number referrals (of individuals with protection needs) to specialized/multisectoral services

1,196
# of individual GBV survivors provided with GBV specific response services

2,398
# of individual GBV survivors and those at risk assessed

1,067
Number of individuals receiving cash/in-kind assistance to meet their protection needs

Appeal: All

EQ Response Activity: All

Nationality: All

72
# of children assessed for protection needs

1,666
# of children participating in structured, sustained child protection or psycho-social support progr

5,092
# of individuals provided with individual legal support

445
# of individuals trained on international protection, rights, services and available assistance

Reporting Agencies

ASAM | Eksi 25 | HRDF | ICMPD | IOM | STL | TRC | UNFPA | UNHCR | YSF

Supporting Agencies

ASAM | ICMPD | IOM | STL | UNFPA | UNHCR | UNICEF

Source: PWG, ActivityInfo **Feedback**: *IMTurkey@unhcr.org*

**The number of beneficiaries reached is calculated by summing indicators selected by the sectors; there may be duplications.*

Izmir AoR Protection Sector Achievements - 2025

as of December 2025

Inter-Agency Coordination Türkiye

Number of individuals with specific needs/vulnerabilities assessed and identified with protection needs

6,606

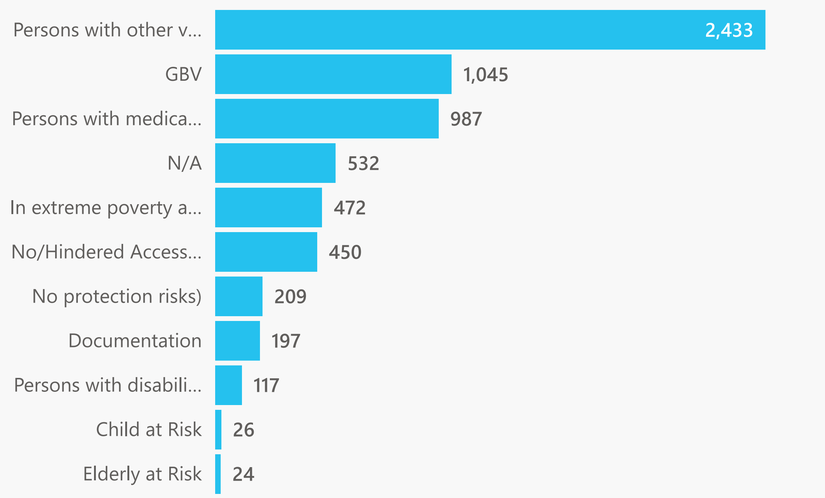

Number of Individuals Trained

216



Number of Individuals Reached with Information Dissemination or Awareness Raising

3,674

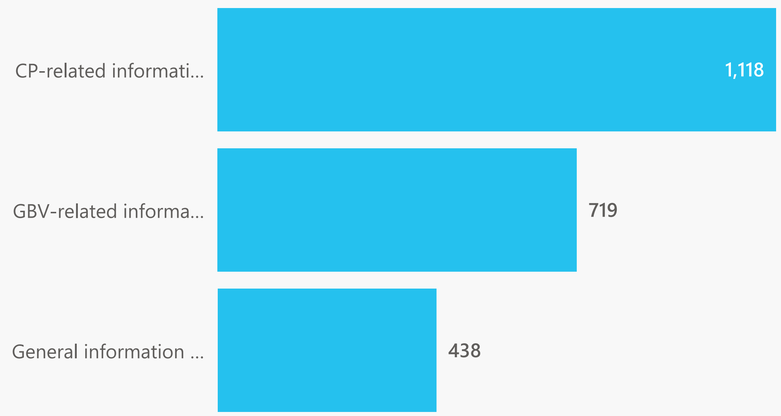

Location: All | Month: All | Appeal: All | Nationality: All | EQ Response Activity: All

Individuals benefitting protection Services by Month

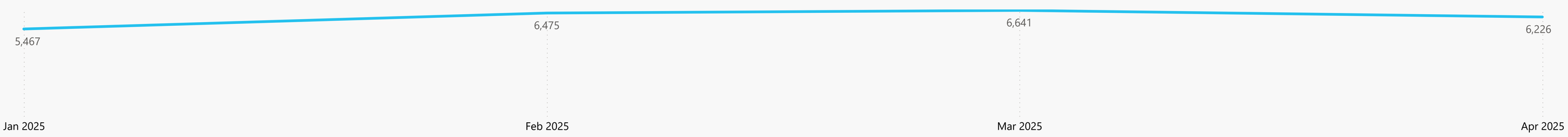

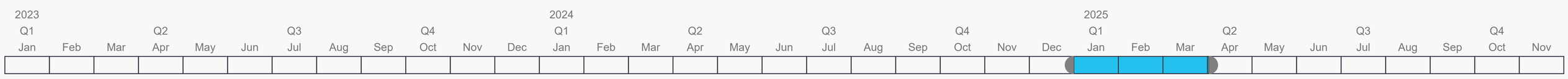

Reporting Agencies

ASAM | Eksi 25 | HRDF | ICMPD | IOM | STL | TRC | UNFPA | UNHCR | YSF

Supporting Agencies

ASAM | ICMPD | IOM | STL | UNFPA | UNHCR | UNICEF

Source: PWG, ActivityInfo **Feedback**: *IMTurkey@unhcr.org*

**The number of beneficiaries reached is calculated by summing indicators selected by the sectors; there may be duplications.*

Izmir AoR Protection Sector Achievements - 2025

as of December 2025

Inter-Agency Coordination Türkiye

Location: All | Month: All | Appeal: 3RP | EQ Response Activity: All | Nationality: All

Indicator Family	January	February	March	April	May	June	July	August	September	Oc
1.1.1 # of individuals trained on international protection, rights, services and available assistance	55								62	
1.4.1 # of refugees/vulnerable host community members provided with individual legal support (legal aid and counsel)	611	580	603	489	541	470	524	422	399	
2.1.1 # of individuals benefitting from protection activities	2,570	3,369	2,628	2,701	2,510	1,677	2,140	2,301	3,387	
2.1.2 # of individuals with specific needs/vulnerabilities assessed and identified with protection needs	1,732	1,381	1,232	1,029	1,056	817	950	1,056	734	
2.1.3 # referrals (of individuals with protection needs) to specialized/multisectoral services	877	1,174	1,059	791	1,009	846	903	953	891	
2.1.4 # of individuals receiving cash/in-kind assistance to meet their protection needs	294	128	102	47	66	59	69	99	121	
2.1.5 # of individual receiving psycho-social support	104	129	108	83	46	63	96	77	103	
2.2.1 # of individuals reached through information campaigns and awareness-raising on rights, entitlements, services, assistance including as related to return procedures and conditions	107	93	164	74	152	72		11	49	
2.3.1 # of individuals engaged in sustained and structured mobilization efforts and empowerment programmes	10	5	8		19	15	2	12	7	
2.5.1 # of refugee and host community members participating in one-off events specific to social cohesion	81	85	114	644	112	107	80			
2.5.2 # of refugee and host community members participating in structured and sustained programmes specific to social cohesion	1,766	1,844	2,045	2,110	3,178	2,590	61		17	
3.1.1 # of individual Gender-Based Violence (GBV) survivors and those at risk assessed	270	195	410	170	237	189	122	118	57	
3.1.2 # of individual GBV survivors provided with GBV specific response services	66	81	282	74	91	70	125	113	63	
3.1.3 # of individual GBV survivors referred to multi-sectoral GBV specific response services	14	37	76	61	102	102	98	90	41	
3.2.1 # of individuals reached through GBV-related information campaigns and activities to raise public awareness on rights, entitlements and assistance for prevention, mitigation and response to GBV	113	236	256	114	246	80	183	209	571	
4.1.1 # of children assessed for protection risks	791	1,053	1,076	1,443	572	466	664	729	946	
4.1.2 # of children identified to be at risk	236	291	616	169	127	195	543	193	336	
4.1.3 # of children referred to specialised/multi-sectoral services	268	320	594	201	184	250	373	248	354	
4.2.1 # of children participating in structured and sustained community based child protection programmes	10	5	1			5		11	7	
4.2.2 # of children participating in structured, sustained child protection or psycho-social support programmes (individuals and in groups)	66	573	46	296	213	62	124	96	39	
4.2.3 # of individuals reached with positive parenting programmes	27	189	11	6	48	26	24	24	13	
4.2.4 # of individuals reached through information campaigns and awareness-raising initiatives on child rights and protection	137	79	814	88	528	184	277	293	169	
4.3.1 # of individuals reached with technical capacity development initiatives (including trainings) on child rights and protection	1	70	1							
Total	**10,206**	**11,917**	**12,246**	**10,590**	**11,037**	**8,345**	**7,358**	**7,055**	**8,366**	

Reporting Agencies

ASAM | Eksi 25 | HRDF | IOM | STL | TRC | UNFPA | UNHCR | YSF

Supporting Agencies

ASAM | IOM | STL | UNFPA | UNHCR | UNICEF

Source: PWG, ActivityInfo **Feedback**: *IMTurkey@unhcr.org*

**The number of beneficiaries reached is calculated by summing indicators selected by the sectors; there may be duplications.*

Izmir AoR CP Sub-Sector Achievements - 2025

as of December 2025

Inter-Agency Coordination Türkiye

of Beneficiaries by Location

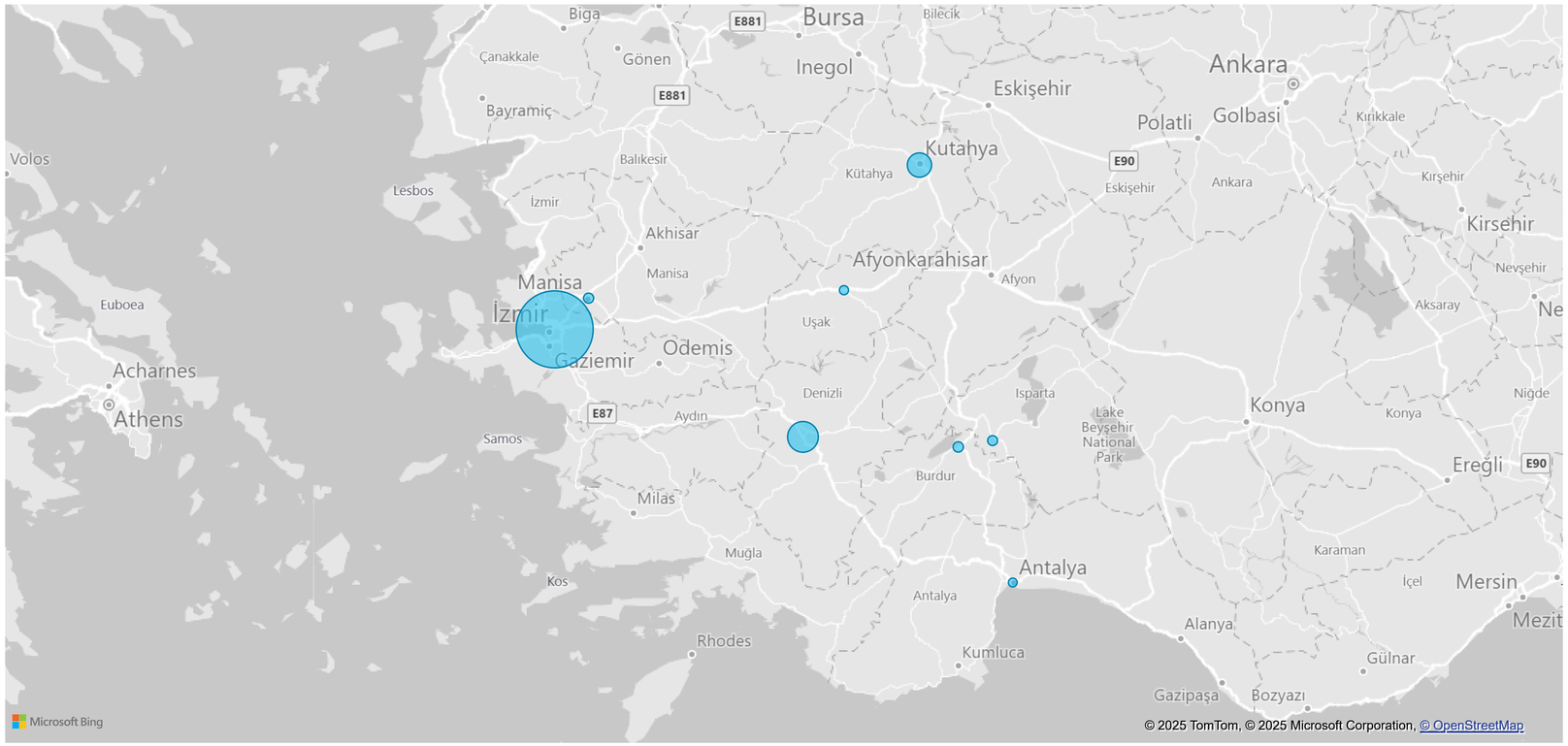

Individuals benefitting protection Services by Month

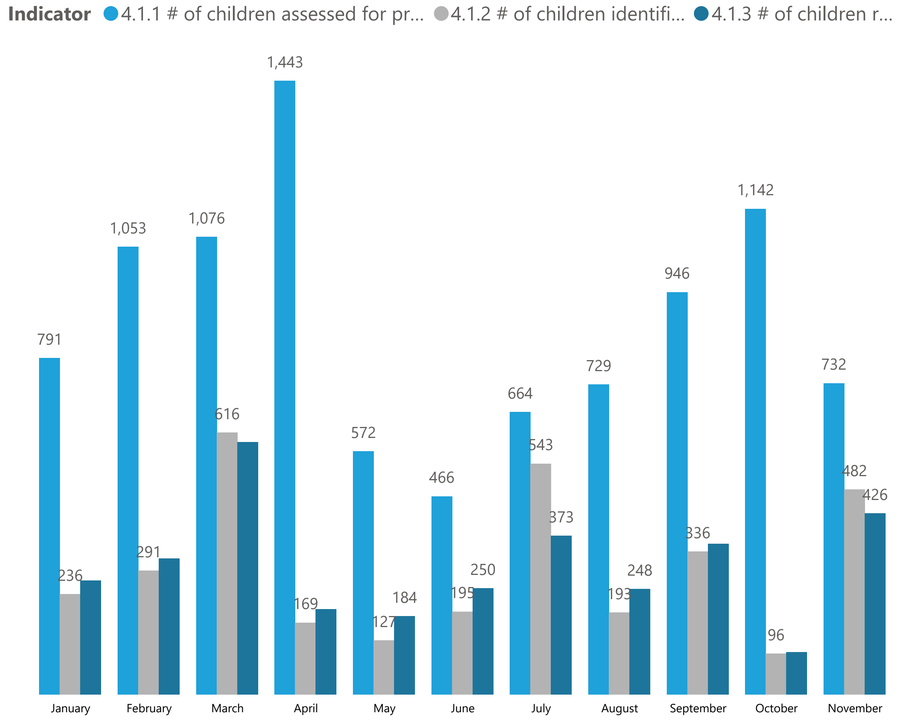

Location

All

Month

All

Breakdown of Beneficiaries by Gender*

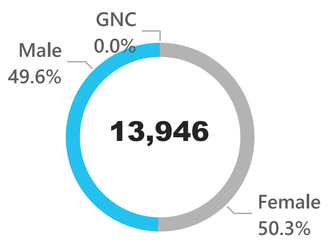

Breakdown of Beneficiaries by Nationality*

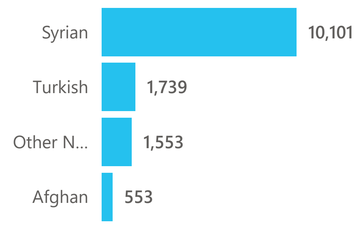

72
# of children assessed for protection needs

10,556
# of children identified to be at risk

3,318
4.1.3 # of children referred to specialised/multi-sectoral services

78
# of children participating in structured and sustained community based child protection programmes

1,666
# of children participating in structured, sustained child protection or psycho-social support programmes

501
# of individuals reached with positive parenting programmes

2,896
# of individuals reached through information campaigns and awareness-raising initiatives

Appeal

All

EQ Response Activity

All

Nationality

All

Reporting Agencies

ASAM | Eksi 25 | HRDF | STL | TRC | UNHCR | YSF

Supporting Agencies

ASAM | STL | UNHCR | UNICEF

Source: PWG, ActivityInfo *Feedback*: IMTurkey@unhcr.org

**The number of beneficiaries reached is calculated by summing indicators selected by the sectors; there may be duplications.*

Izmir AoR GBV Sub-Sector Achievements - 2025

as of December 2025

Inter-Agency Coordination Türkiye

of Beneficiaries by Location

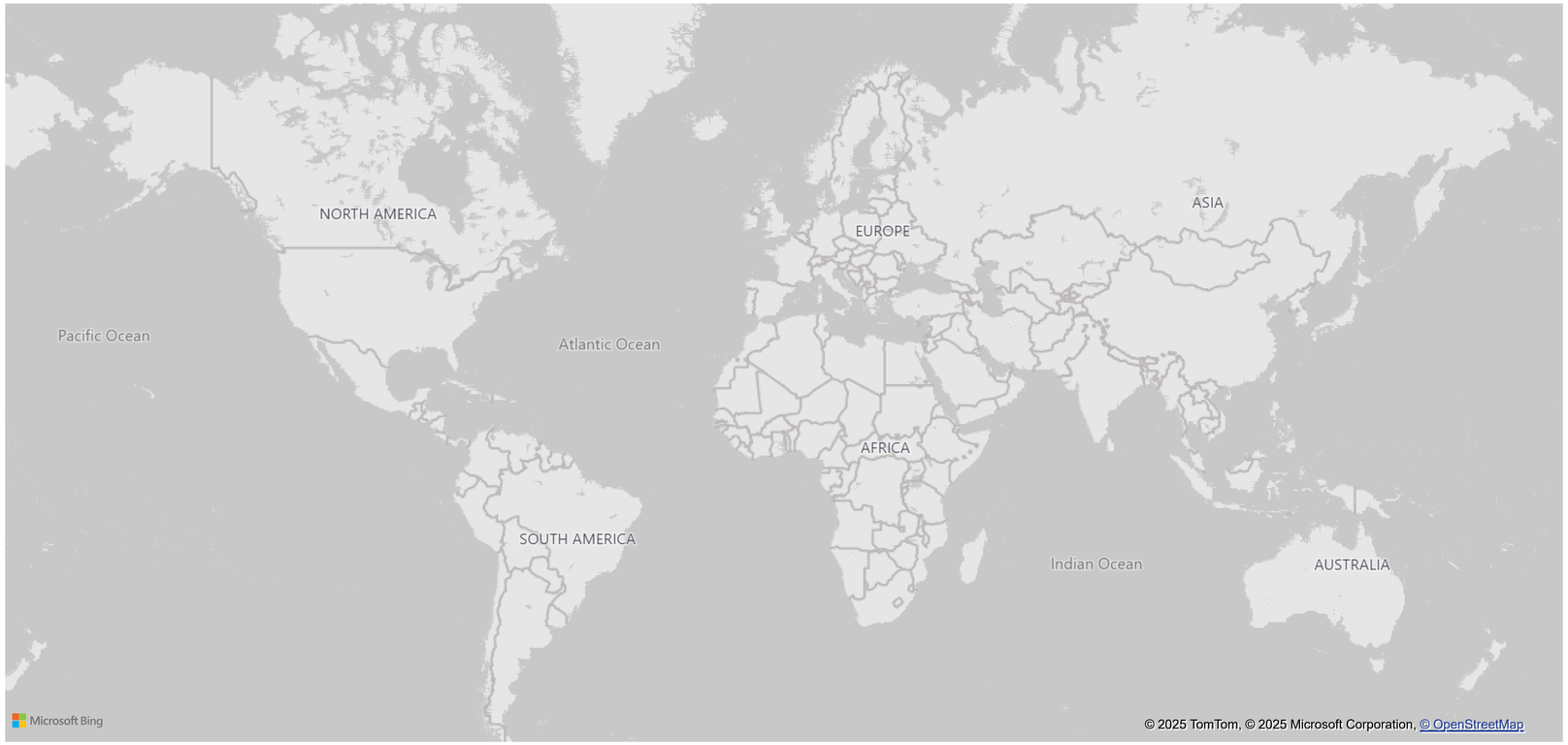

Individuals benefitting protection Services by Month

Location: All

Month: All

Breakdown of Beneficiaries by Gender*

Breakdown of Beneficiaries by Nationality*

(Blank)

Appeal: All

EQ Response Activity: All

Nationality: All

0	0	0	0
# of children assessed for protection needs	# of children identified to be at risk	4.1.3 # of children referred to specialised/multi-sectoral services	# of children participating in structured and sustained community based child protection programmes

0	0	0
# of children participating in structured, sustained child protection or psycho-social support programmes	# of individuals reached with positive parenting programmes	# of individuals reached through information campaigns and awareness-raising initiatives

Reporting Agencies

ASAM | Eksi 25 | HRDF | STL | TRC | UNFPA | UNHCR | YSF

Supporting Agencies

STL | UNFPA | UNHCR | UNICEF

Source: *PWG, ActivityInfo* *Feedback*: *IMTurkey@unhcr.org*

**The number of beneficiaries reached is calculated by summing indicators selected by the sectors; there may be duplications.*

Izmir AoR Protection Sector Achievements - 2024

as of December 2024

Inter-Agency Coordination Türkiye

# of Beneficiaries by Location

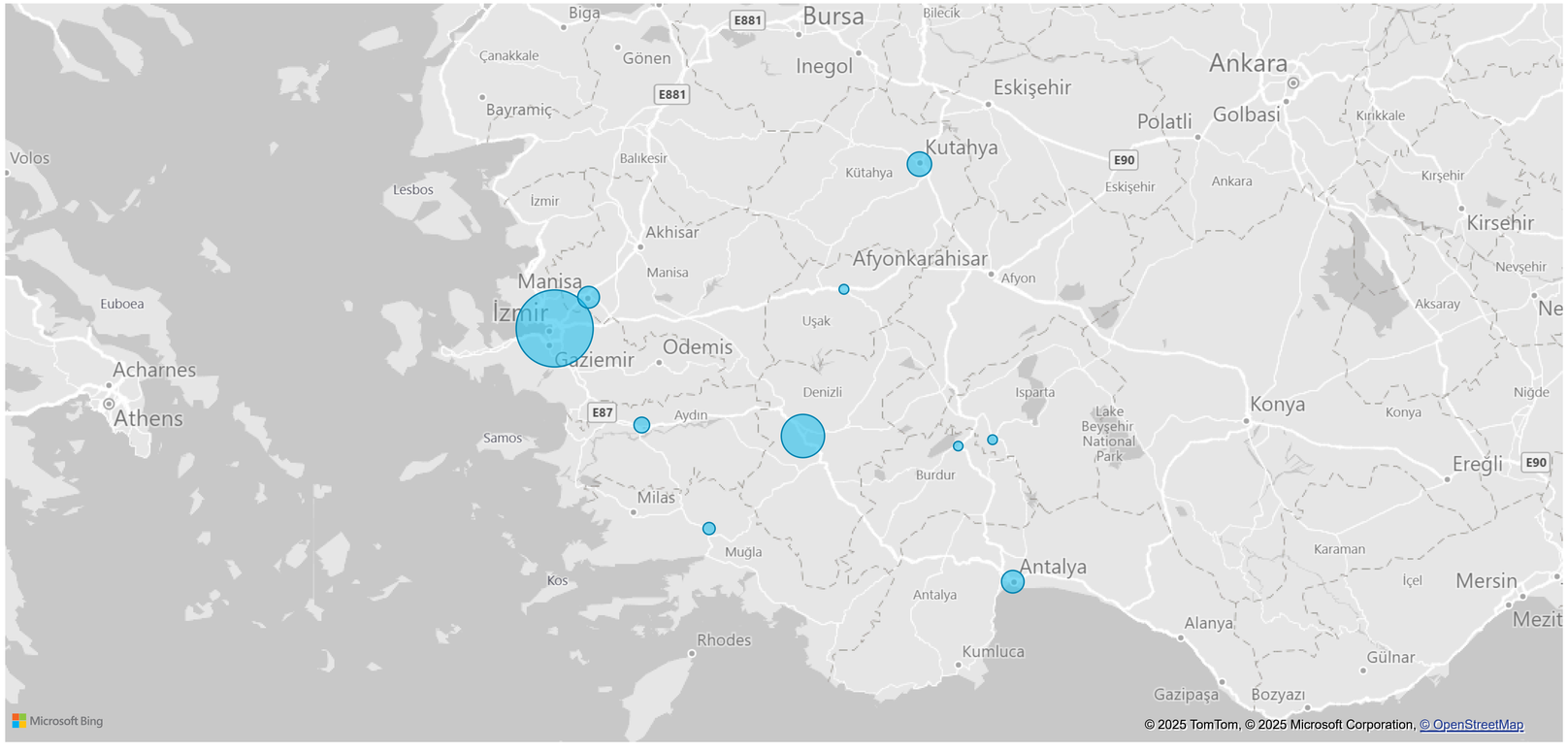

Individuals benefitting protection Services by Month

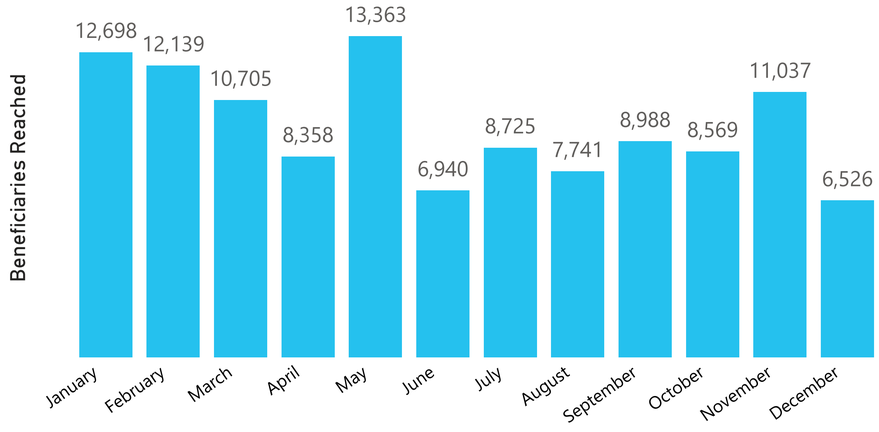

Location

All

Month

All

Breakdown of Beneficiaries by Gender*

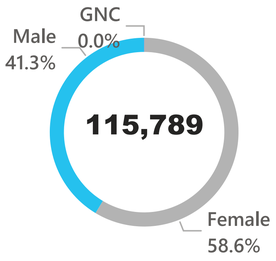

Breakdown of Beneficiaries by Nationality*

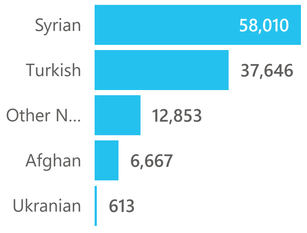

Appeal

All

EQ Response Activity

All

Nationality

All

47,239
Number of individuals benefitting from protection activities

44,729
Number of individuals with specific needs/vulnerabilities assessed and identified with protection n

12,854
Number referrals (of individuals with protection needs) to specialized/multisectoral services

1,586
# of individual GBV survivors provided with GBV specific response services

3,989
# of individual GBV survivors and those at risk assessed

3,721
Number of individuals receiving cash/in-kind assistance to meet their protection needs

14,001
# of children assessed for protection needs

1,977
# of children participating in structured, sustained child protection or psycho-social support progr

7,683
# of individuals provided with individual legal support

959
# of individuals trained on international protection, rights, services and available assistance

Reporting Agencies

ASA	ASAM	DDD	Eksi 25	HRDF	IOM	Izmir- Metropolitan ...	STL	TRC	UNFPA	UNHCR	YSF

Supporting Agencies

ASAM	Caritas Luxembourg	DWW	IOM	MDM	UNFPA	UNHCR	UNICEF

Source: PWG, ActivityInfo *Feedback: IMTurkey@unhcr.org*

**The number of beneficiaries reached is calculated by summing indicators selected by the sectors; there may be duplications.*

Izmir AoR Protection Sector Achievements - 2023

as of December 2023

Inter-Agency Coordination Türkiye

# of Beneficiaries by Location

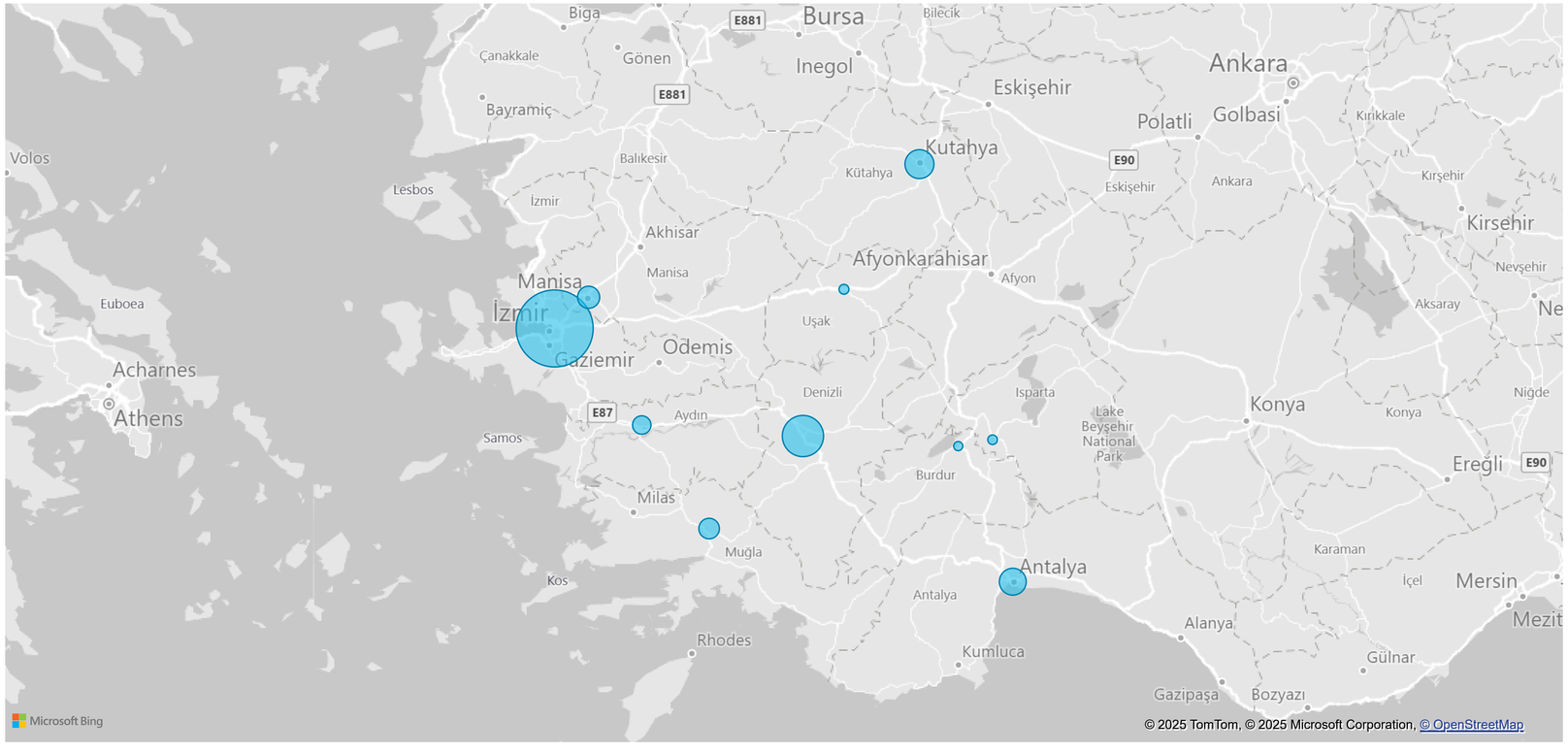

Individuals benefitting protection Services by Month

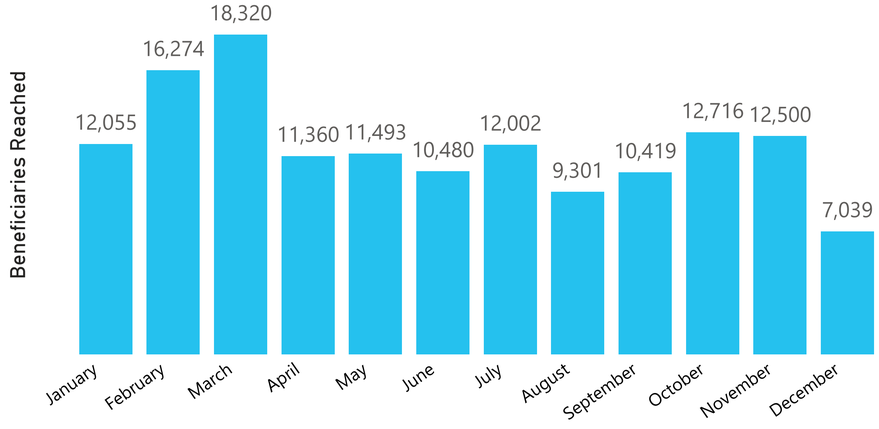

Location

All

Month

All

Breakdown of Beneficiaries by Gender*

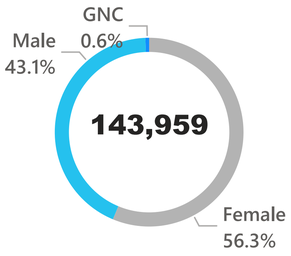

Breakdown of Beneficiaries by Nationality*

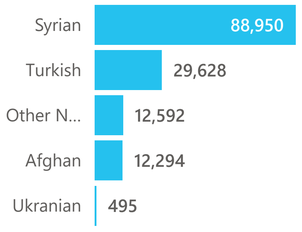

Appeal

All

EQ Response Activity

All

Nationality

All

82,046
Number of individuals benefitting from protection activities

61,402
Number of individuals with specific needs/vulnerabilities assessed and identified with protection n

24,065
Number referrals (of individuals with protection needs) to specialized/multisectoral services

1,869
# of individual GBV survivors provided with GBV specific response services

4,663
# of individual GBV survivors and those at risk assessed

9,923
Number of individuals receiving cash/in-kind assistance to meet their protection needs

23,030
# of children assessed for protection needs

5,693
# of children participating in structured, sustained child protection or psycho-social support progr

12,878
# of individuals provided with individual legal support

2,639
# of individuals trained on international protection, rights, services and available assistance

Reporting Agencies

ASA	ASAM	DDD	Eksi 25	HRDF	IOM	Izmir- Metrop...	Kaos GL	MUDEM	Multecilerle D...	STL	TRC	UNFPA	UNHCR	WHH	YSF

Supporting Agencies

ASAM	Bar Association	Caritas Luxembourg	Eksi 25	IOM	MDM	TİHV	UNFPA	UNHCR	UNICEF	UNWomen	WHH	WHO

Source: *PWG, ActivityInfo* ***Feedback***: *IMTurkey@unhcr.org*

**The number of beneficiaries reached is calculated by summing indicators selected by the sectors; there may be duplications.*