Protection Sector Achievements - 2025

as of December 2025

Inter-Agency Coordination Türkiye

# of Beneficiaries by Location

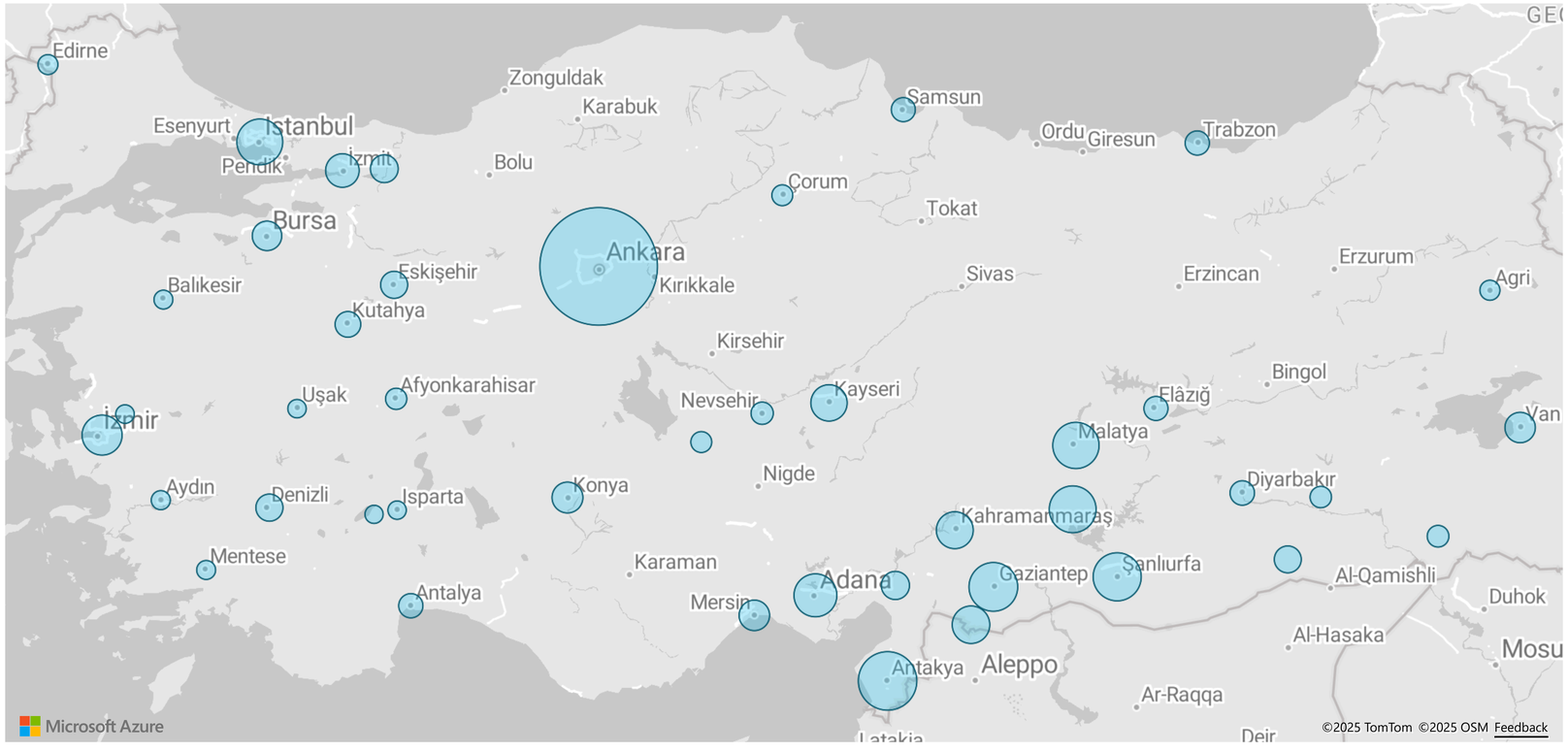

Individuals benefitting protection Services by Month

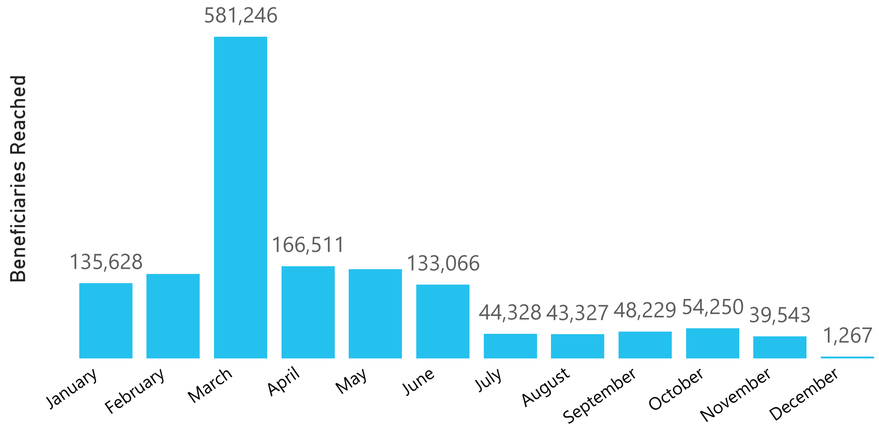

Location

All

Month

All

Breakdown of Beneficiaries by Gender*

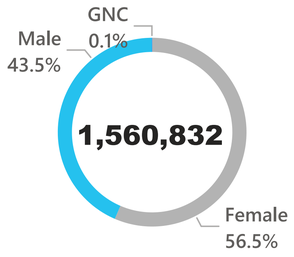

Breakdown of Beneficiaries by Nationality*

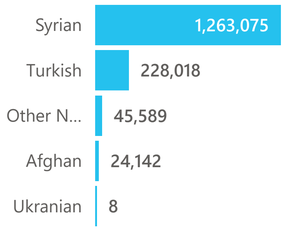

Appeal

Multiple s...

EQ Response Activity

All

Nationality

All

402,432
Number of individuals benefitting from protection activities

196,418
Number of individuals with specific needs/vulnerabilities assessed and identified with protection n

116,446
Number referrals (of individuals with protection needs) to specialized/multisectoral services

12,654
# of individual GBV survivors provided with GBV specific response services

17,914
# of individual GBV survivors and those at risk assessed

67,097
Number of individuals receiving cash/in-kind assistance to meet their protection needs

80,763
# of children assessed for protection needs

43,215
# of children participating in structured, sustained child protection or psycho-social support progr

47,898
# of individuals provided with individual legal support

10,698
# of individuals trained on international protection, rights, services and available assistance

Reporting Agencies

ASAM	Eksi 25	GOAL Inter...	Hatay Metr...	Human App...	IOM	Kilis- Provin...	Maya Foun...	Qatar Charity	RET Interna...	Sanliurfa M...	Save the Ch...	STL	Test Partner	TRC	UNHCR	WALD	Yedi Basak	Zer...
CARE Intern...	Gaziantep- ...	Hand in Hand	HRDF	IGAM	Kaos GL	LEAP NGO	Multeciler ...	REALs	SAMS	SARD	SEVKAR	TARDE	TKV	UNFPA	UNICEF	World Hum...	YSF	

Supporting Agencies

ASAM	CARE Int...	Caritas L...	DRC	GIZ	GOAL In...	Hand in ...	Human ...	IOM	LEAP NGO	Maya Fo...	Qatar Ch...	REALs	RET Inter...	SAMS	Save the...	Solidar S...	STL	UNFPA	UNHCR	UNICEF	WHO	World H...	Yedi Basak

Source: *PWG, ActivityInfo* ***Feedback***: *IMTurkey@unhcr.org*

**The number of beneficiaries reached is calculated by summing indicators selected by the sectors; there may be duplications.*

Protection Sector Achievements - 2025

as of December 2025

Inter-Agency Coordination Türkiye

Number of individuals with specific needs/vulnerabilities assessed and identified with protection needs

186,934

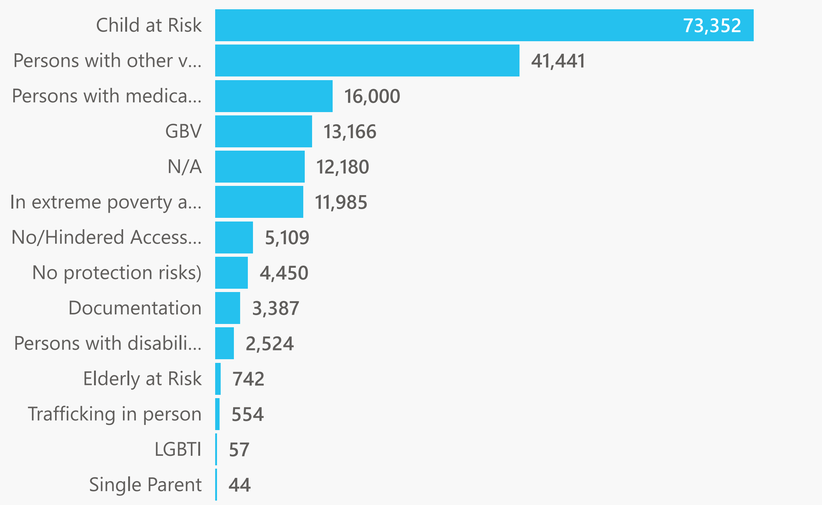

Number of Individuals Trained

10,222

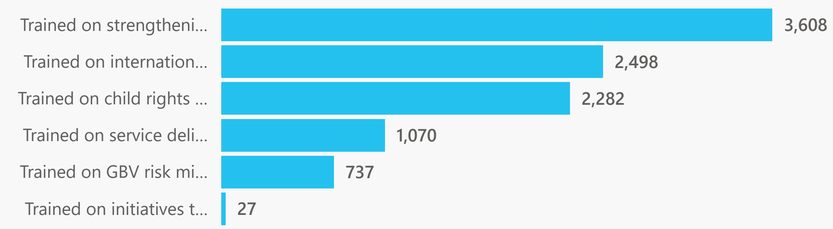

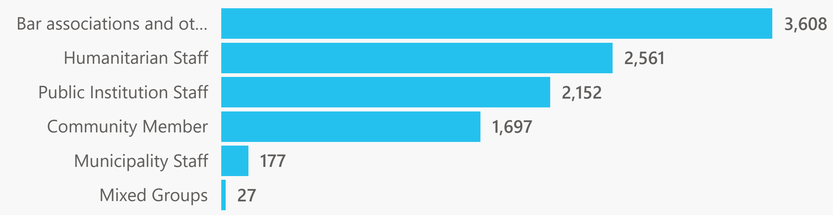

Number of Individuals Reached with Information Dissemination or Awareness Raising

287,246

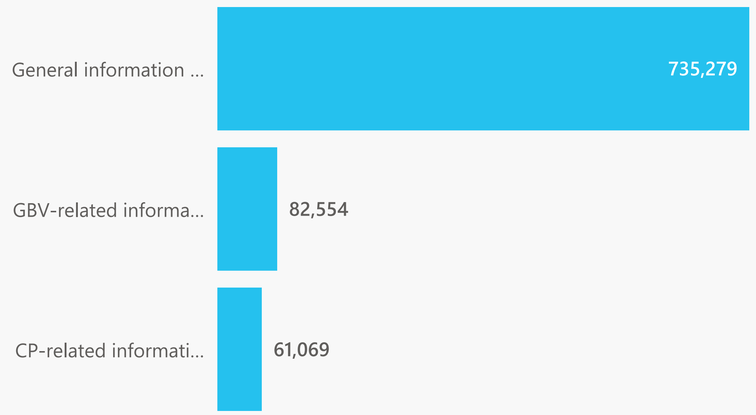

Location: All | Month: All | Appeal: All | Nationality: All | EQ Response Activity: All

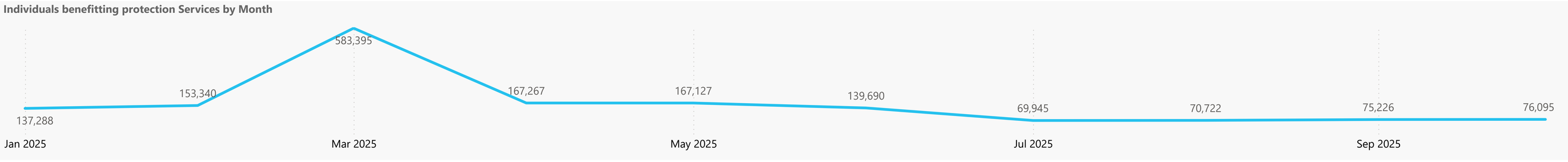

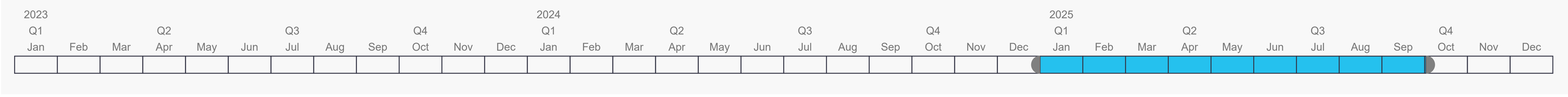

Reporting Agencies

ASAM	DDD	Gaziantep...	Hand in H...	HRDF	ICMPD	IOM	Kilis- Prov...	Maya Fou...	NSPPL	REALs	SAMS	SARD	SEVKAR	TARDE	TKV	UMHD	UNHCR	WALD	Yedi Basak	YSF
CARE Inte...	Eksi 25	GOAL Inte...	Hatay Me...	Human A...	IGAM	Kaos GL	LEAP NGO	Multeciler...	Qatar Cha...	RET Inter...	Sanliurfa ...	Save the ...	STL	Test Partner	TRC	UNFPA	UNICEF	World Hu...	Yeryüzü Ç...	Zero Discr...

Supporting Agencies

ASAM	Bar A...	CARE...	Carit...	DRC	Eksi 25	GIZ	GOA...	Hand...	Hum...	ICMPD	IGAM	IOM	LEAP ...	Maya...	MDM	Qatar...	REALs	Relief...	RET I...	SAMS	SARD	Save ...	Solid...	STL	UMHD	UNFPA	UNH...	UNIC...	WHO	Worl...	Yedi ...	Yeryü...

Source: *PWG, ActivityInfo* **Feedback**: *IMTurkey@unhcr.org*

**The number of beneficiaries reached is calculated by summing indicators selected by the sectors; there may be duplications.*

Protection Sector Achievements - 2025

as of December 2025

Inter-Agency Coordination Türkiye

Location	Month	Appeal	EQ Response Activity	Nationality
All	All	3RP	All	All

Indicator Family	January	February	March	April	May	June	July	August
1.1.1 # of individuals trained on international protection, rights, services and available assistance	386	212	735	256	201	462	40	20
1.1.2 # of individuals consulted on protection risks, needs, vulnerabilities, and solutions throughout the program management cycle	1,389	1,397	836	980	89	335	23	16
1.4.1 # of refugees/vulnerable host community members provided with individual legal support (legal aid and counsel)	5,285	5,609	5,091	4,310	4,704	4,565	4,094	4,257
1.4.2 # of individuals trained on strengthening legal aid mechanisms for refugees (bar associations and other stakeholders)	31	2,917	100	30	179		101	
2.1.1 # of individuals benefitting from protection activities	47,318	55,438	50,032	44,011	38,184	37,590	24,658	23,982
2.1.2 # of individuals with specific needs/vulnerabilities assessed and identified with protection needs	14,851	14,572	10,495	8,288	9,047	7,576	7,207	8,069
2.1.3 # referrals (of individuals with protection needs) to specialized/multisectoral services	9,419	8,566	9,000	6,614	8,365	6,881	5,155	5,136
2.1.4 # of individuals receiving cash/in-kind assistance to meet their protection needs	7,563	5,277	12,054	2,026	5,003	23,255	643	6,486
2.1.5 # of individual receiving psycho-social support	6,003	7,904	6,226	5,348	4,308	3,524	3,222	1,794
2.2.1 # of individuals reached through information campaigns and awareness-raising on rights, entitlements, services, assistance including as related to return procedures and conditions	38,499	41,461	482,323	57,530	54,776	49,206	806	1,017
2.3.1 # of individuals engaged in sustained and structured mobilization efforts and empowerment programmes	480	487	443	294	197	245	262	637
2.5.1 # of refugee and host community members participating in one-off events specific to social cohesion	738	318	331	7,005	547	374	279	408
2.5.2 # of refugee and host community members participating in structured and sustained programmes specific to social cohesion	27,254	25,870	24,691	34,461	45,559	28,986	472	374
2.5.4 # of individuals reached with capacity sharing initiatives to promote peaceful co-existence and social cohesion	27							
2.6.1 # of individuals reached with technical capacity development initiatives (including trainings etc) on service delivery/provision to persons with specific needs	163	71	137	37	124	260	73	
2.6.3 # of institutions supported to strengthen human resources capacities (including staffing support such as recruitment of psychologists, social workers) on service delivery/provision to persons with specific needs	170							
3.1.1 # of individual Gender-Based Violence (GBV) survivors and those at risk assessed	1,793	1,770	2,031	1,482	1,635	996	834	640
3.1.2 # of individual GBV survivors provided with GBV specific response services	1,100	1,673	1,627	1,208	1,207	820	921	829
3.1.3 # of individual GBV survivors referred to multi-sectoral GBV specific response services	438	388	620	561	707	410	460	446
3.2.1 # of individuals reached through GBV-related information campaigns and activities to raise public awareness on rights, entitlements and assistance for prevention, mitigation and response to GBV	8,345	11,898	8,538	9,527	8,535	4,458	7,053	5,485
3.3.1 # of individuals reached with technical capacity development (including trainings) initiatives on GBV risk mitigation, prevention and response	104	58	87	145	71	123	20	24
3.3.3 # of institutions supported to strengthen human resources capacities (including staffing support such as recruitment of psychologists, social workers) on GBV risk mitigation, prevention and response	32							
4.1.1 # of children assessed for protection risks	6,686	10,374	8,497	7,820	7,565	6,180	4,562	6,040
4.1.2 # of children identified to be at risk	1,917	5,216	6,278	4,952	4,775	2,706	2,979	2,384
4.1.3 # of children referred to specialised/multi-sectoral services	3,598	4,113	3,496	4,535	3,622	2,252	3,416	3,184
4.2.1 # of children participating in structured and sustained community based child protection programmes	597	1,414	358	842	216	986	7	989
4.2.2 # of children participating in structured, sustained child protection or psycho-social support programmes (individuals and in groups)	1,724	3,142	5,198	6,773	5,306	9,410	2,661	2,565
4.2.3 # of individuals reached with positive parenting programmes	1,477	1,039	1,743	2,049	1,092	2,829	802	2,862
4.2.4 # of individuals reached through information campaigns and awareness-raising initiatives on child rights and protection	6,242	7,253	7,406	6,817	7,279	4,596	6,023	4,922
4.3.1 # of individuals reached with technical capacity development initiatives (including trainings) on child rights and protection	80	267	478	245	375	273	23	140
4.3.3 # of institutions supported to strengthen human resources capacities (including staffing support such as recruitment of psychologists, social workers) on child rights and protection	60							
Total	**193,769**	**218,704**	**648,851**	**218,146**	**213,668**	**199,298**	**76,796**	**82,706**

Reporting Agencies

ASAM | CAR... | Eksi ... | Gazi... | GO... | Han... | Hat... | HRDF | Hu... | IGAM | IOM | Kao... | Kilis... | LEA... | May... | Mul... | Qat... | REALs | RET ... | SAMS | Sanl... | SARD | SEV... | STL | TAR... | Test ... | TKV | TRC | UNF... | UN... | UNI... | WALD | Wor... | Yedi... | YSF | Zer...

Supporting Agencies

ASAM | CARE Int... | Caritas L... | DRC | GIZ | GOAL In... | Hand in ... | Human ... | IOM | LEAP NGO | Maya Fo... | Qatar Ch... | REALs | RET Inter... | SAMS | Save the... | Solidar S... | STL | UNFPA | UNHCR | UNICEF | WHO | World H... | Yedi Basak

Source: PWG, ActivityInfo **Feedback**: *IMTurkey@unhcr.org*

**The number of beneficiaries reached is calculated by summing indicators selected by the sectors; there may be duplications.*

Türkiye Protection Sector 3RP Progress Checker

as of December 2025

1.1.1 # of individuals trained on international protection, rights, services and available assistance

18,522
Achievement

24,005
Target

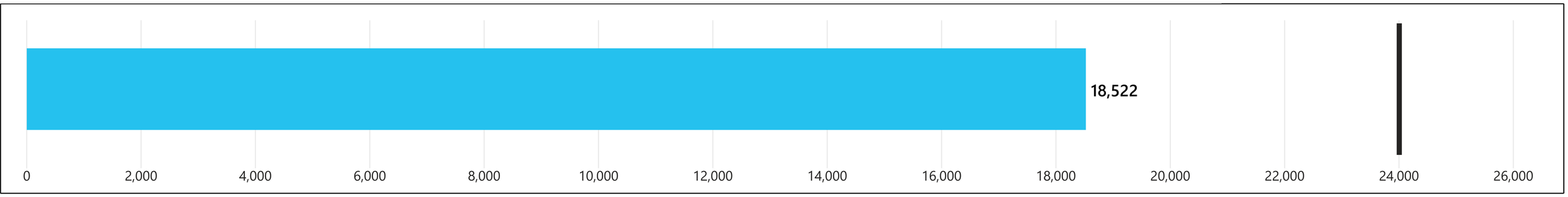

Implementation by Month

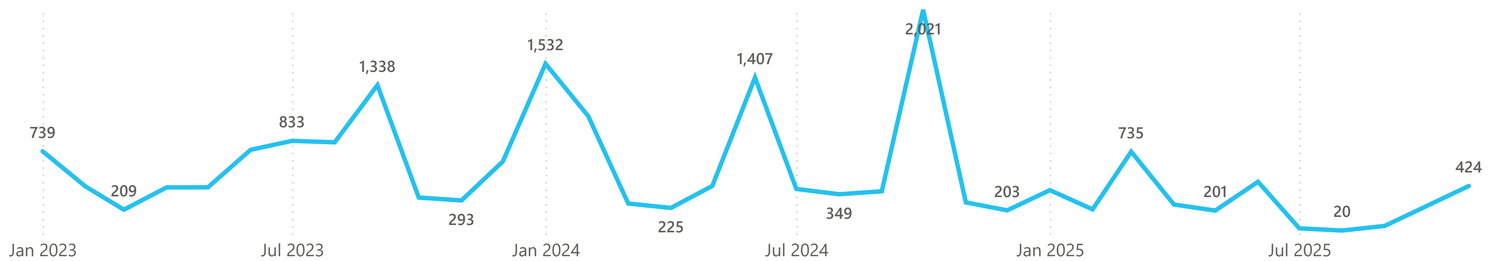

By Supporting Agency

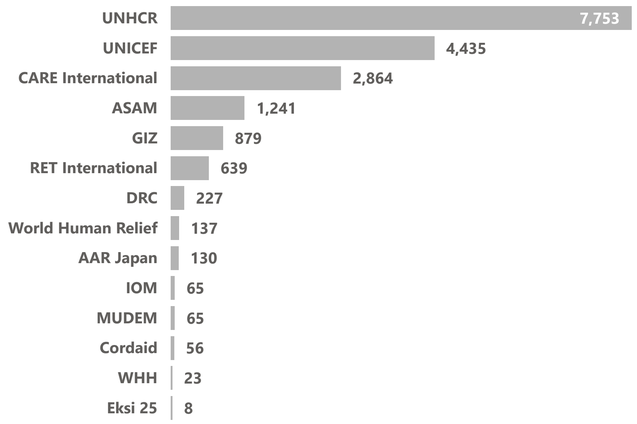

Indicator

- ■ 1.1.1 # of individuals trained ..
- ☐ 1.1.2 # of individuals consulte
- ☐ 1.4.1 # of refugees/vulnerabl..
- ☐ 1.4.2 # of individuals trained ..
- ☐ 2.1.1 # of individuals benefitti
- ☐ 2.1.2 # of individuals with spe
- ☐ 2.1.3 # referrals (of individual.
- ☐ 2.1.4 # of individuals receivin..
- ☐ 2.1.5 # of individual receiving.
- ☐ 2.2.1 # of individuals reached.
- ☐ 2.3.1 # of individuals engage..
- ☐ 2.5.1 # of refugee and host c..
- ☐ 2.5.2 # of refugee and host c..
- ☐ 2.5.4 # of individuals reached.
- ☐ 2.6.1 # of individuals reached.
- ☐ 2.6.2 # of institutions support.
- ☐ 2.6.3 # of institutions support.
- ☐ 3.1.1 # of individual Gender-..
- ☐ 3.1.2 # of individual GBV surv.
- ☐ 3.1.3 # of individual GBV surv.
- ☐ 3.2.1 # of individuals reached.
- ☐ 3.3.1 # of individuals reached.
- ☐ 3.3.2 # of institutions support...
- ☐ 3.3.3 # of institutions support...
- ☐ 4.1.1 # of children assessed f...
- ☐ 4.1.2 # of children identified t...
- ☐ 4.1.3 # of children referred to...

# of Beneficiaries by Location

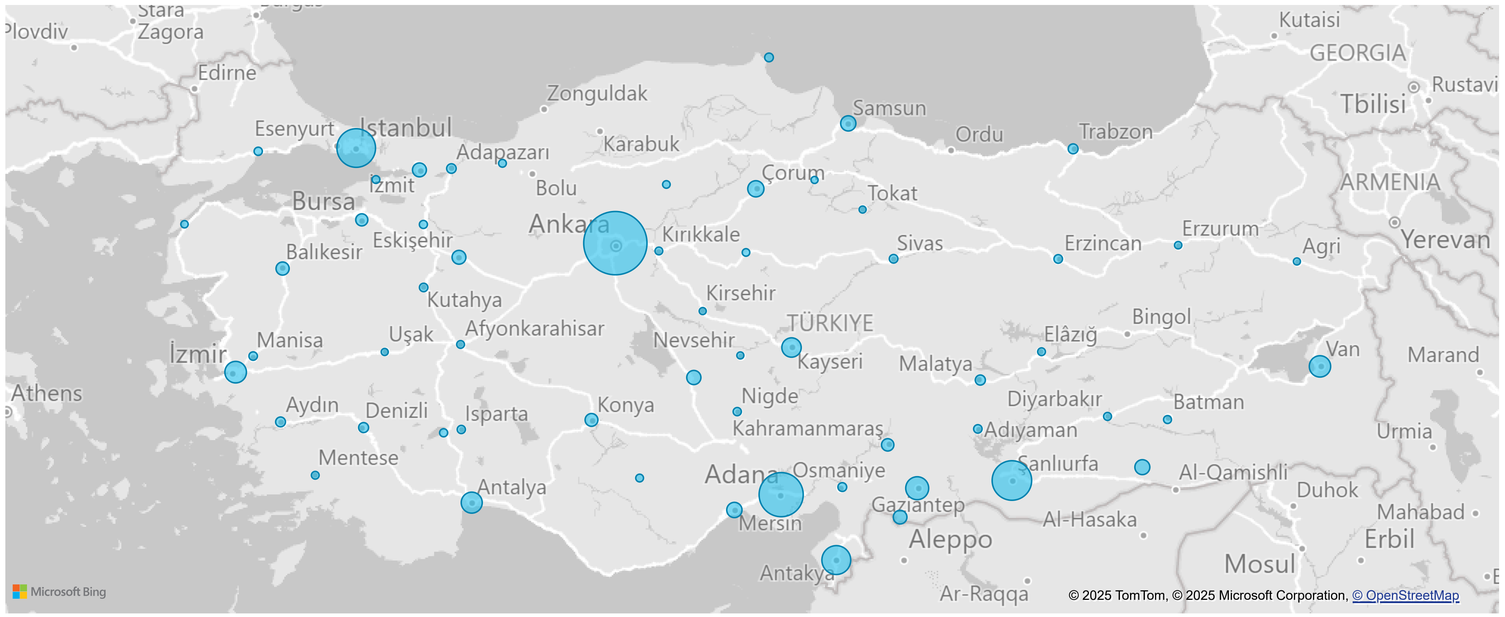

By Implementing Agency

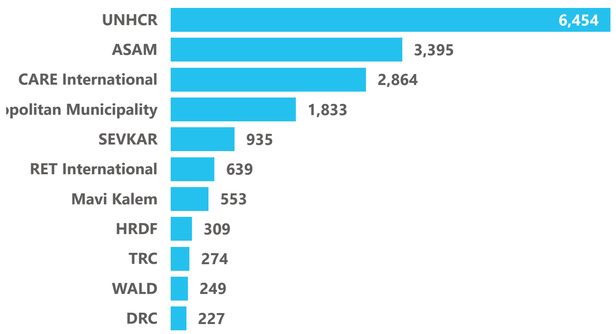

Nationality

- ☐ Afghan
- ☐ Other Nationalities
- ☐ Syrian
- ☐ Turkish
- ☐ Ukranian

Appeal, EQ Response Activity

- ■ 3RP
- ☐ Outside of 3RP

Reporting Agencies

AAR Japan	ASAM	CARE Inte...	DRC	Eksi 25	HRDF	IOM	Izmir- Me...	KADAV	Kaos GL	Mavi Kalem	MUDEM	RET Inter...	Sanliurfa ...	SEVKAR	STL	TRC	UNHCR	WALD	WHH	World Hu...

Supporting Agencies

AAR Japan	ASAM	CARE International	Cordaid	DRC	Eksi 25	GIZ	IOM	MUDEM	RET International	UNHCR	UNICEF	WHH	World Human Rel...

Source: *PWG, ActivityInfo* ***Feedback***: *IMTurkey@unhcr.org*

**The number of beneficiaries reached is calculated by summing indicators selected by the sectors; there may be duplications.*

Türkiye Protection Sector 3RP Progress Checker 2025

as of December 2025

Appealing Agency	Progress	Gap	Target	% of Progress	% Bar
ARSA	0	10,971	10,971	0.00%	
ASAM	11,268	518,004	528,257	570.62%	
DDD	0	55,732	55,732	0.00%	
Eksi 25	0	9,945	9,945	0.00%	
ELAF	0	1,360	1,360	0.00%	
EL-BIR	0	3,758	3,758	0.00%	
Genç Hayat Vakfı	0	50,693	50,693	0.00%	
GOAL International	12,215	50,897	63,112	395.10%	
Hand in Hand	1,252	1,324	2,338	245.27%	
Hevi LGBTİ	0	4,925	4,925	0.00%	
Human Appeal	17,406	19,091	27,754	602.65%	
IBC	0	23,145	23,145	0.00%	
ICMPD	0	705	705	0.00%	
IGAM	0	116,205	116,205	0.00%	
IOM	7,504	168,687	176,191	48.59%	
LEAP NGO	340	21,336	21,676	28.92%	
LWA	0	27,370	27,370	0.00%	
Maya Foundation	2,664	27,436	30,100	113.09%	
MESEDER	0	3,184	3,184	0.00%	
MUDEM	0	50,492	50,492	0.00%	
Nar Tanesi	0	10,000	10,000	0.00%	
Qatar Charity	46,921	411	25,055	496.00%	
REALs	9,060	13,709	18,864	590.39%	
RET International	2,290	58,119	60,409	99.49%	
SAMS	6,318	18,633	24,350	550.36%	
Save the Children	518	14,450	14,968	31.30%	
SEVKAR	8,349	94,355	102,404	466.78%	
SHAFAK	0	17,721	17,721	0.00%	
STL	337	62,467	62,804	11.79%	
UNFPA	94,761	75,428	131,669	647.79%	
UNHCR	1,158,552	2,375,333	3,512,775	1425.47%	
UNICEF	517,568	11,449	293,091	1668.04%	
UNWomen	0	19,203	19,203	0.00%	

Source: PWG, ActivityInfo *Feedback: IMTurkey@unhcr.org*

Indicator	Progress	Gap	Target	Average of % of Progress
1.1.1 # of individuals trained on international protection, rights, services and available assistance	2,794	21,902	24,005	21.40%
1.1.2 # of individuals consulted on protection risks, needs, vulnerabilities, and solutions throughout the program management cycle	5,075	128,427	129,594	15.17%
1.2.1 # of data update interviews with foreigners within the scope of Temporary Protection and International Protection	0	245,725	245,725	0.00%
1.3.1 # of individuals submitted for resettlement by UNHCR	0	20,000	20,000	0.00%
1.3.2 # of Syrian voluntary repatriation interviews observed	0	665,000	665,000	0.00%
1.4.1 # of refugees/vulnerable host community members provided with individual legal support (legal aid and counsel)	45,995	36,302	64,363	14.47%
1.4.2 # of individuals trained on strengthening legal aid mechanisms for refugees (bar associations and other stakeholders)	3,368	1,175	3,265	19.76%
2.1.1 # of individuals benefitting from protection activities	259,265	336,521	551,692	20.42%
2.1.2 # of individuals with specific needs/vulnerabilities assessed and identified with protection needs	79,699	245,822	323,963	10.08%
2.1.3 # referrals (of individuals with protection needs) to specialized/multisectoral services	61,612	193,334	252,824	7.80%
2.1.4 # of individuals receiving cash/in-kind assistance to meet their protection needs	65,858	51,677	106,508	25.37%
2.1.5 # of individual receiving psycho-social support	43,462	55,630	92,339	33.24%
2.1.5 # of individuals receiving psycho-social support	0	42,098	42,098	0.00%
2.2.1 # of individuals reached through information campaigns and awareness-raising on rights, entitlements, services and assistance	0	121,185	121,185	0.00%
2.2.1 # of individuals reached through information campaigns and awareness-raising on rights, entitlements, services, assistance including as related to return procedures and conditions	718,332	1,206,829	1,925,161	16.99%
2.3.1 # of individuals engaged in sustained and structured mobilization efforts and empowerment programmes	4,450	12,647	15,100	28.89%
2.4.1 # of feedback, complaints and response mechanisms established and/or maintained	0	245	245	0.00%
2.4.2 # of feedback and complaints received and followed-up	0	30,779	30,779	0.00%
2.5.1 # of refugee and host community members participating in one-off events specific to social cohesion	2,364	20,141	22,505	7.32%
2.5.2 # of refugee and host community members participating in structured and sustained programmes specific to social cohesion	190,456	18,367	20,460	6.25%
2.5.3 # of institutions engaged with to promote peaceful co-existence and social cohesion	0	121	121	0.00%
2.6.1 # of individuals reached with technical capacity development initiatives (including trainings etc) on service delivery/provision to persons with specific needs	978	8,252	8,835	14.95%
2.6.2 # of institutions supported to improve physical capacities (including related to infrastructure, material and logistic support) on service delivery/provision to persons with specific needs	0	16	16	0.00%
2.6.3 # of institutions supported to strengthen human resources capacities (including staffing support such as recruitment of psychologists, social workers) on service delivery/provision to persons with specific needs	170	58	228	21.25%
3.1.1 # of individual Gender-Based Violence (GBV) survivors and those at risk assessed	14,345	21,789	36,134	15.92%
3.1.1 # of individual Gender-Based Violence survivors and those at risk assessed	0	6,747	6,747	0.00%
3.1.2 # of individual GBV survivors provided with GBV specific response services	12,649	10,368	17,405	32.72%
3.1.2 # of individual Gender-Based Violence survivors and/or those at risk provided with GBV-specific response services	0	4,442	4,442	0.00%
3.1.3 # of individual GBV survivors referred to multi-sectoral GBV specific response services	3,167	9,877	13,044	12.56%
3.1.3 # of individual Gender-Based Violence survivors and/or those at risk referred to multi-sectoral GBV-specific response services	0	5,798	5,798	0.00%
3.2.1 # of individuals reached through GBV-related information campaigns and activities to raise public awareness on rights, entitlements and assistance for prevention, mitigation and response to GBV	87,238	24,682	109,266	26.20%
3.3.1 # of individuals reached with technical capacity development (including trainings) initiatives on GBV risk mitigation, prevention and response	891	2,114	2,900	27.94%
3.3.2 # of institutions supported to improve physical capacities (including related to infrastructure, material and logistic support) on GBV risk mitigation, prevention and response	0	3	3	0.00%
3.3.3 # of institutions supported to strengthen human resources capacities (including staffing support such as recruitment of psychologists, social workers) on GBV risk mitigation, prevention and response	32	30	62	26.67%

Supporting Agency	Afghan	Other Nationalities	Syrian	Turkish	Ukranian	To
ASAM		**1,907**	**25,865**			**27**
CARE International						
CARE International						
ADANA						
1.4.1 # of refugees/vulnerable host community members provided with individual legal support (legal aid and counsel)	20	10	92	2		
2.1.1 # of individuals benefitting from protection activities			1,637			**1**
GAZIANTEP						
1.4.1 # of refugees/vulnerable host community members provided with individual legal support (legal aid and counsel)			6	6		
2.1.1 # of individuals benefitting from protection activities			837	24		
3.2.1 # of individuals reached through GBV-related information campaigns and activities to raise public awareness on rights, entitlements and assistance for prevention, mitigation and response to GBV			980			
HATAY						
1.4.1 # of refugees/vulnerable host community members provided with individual legal support (legal aid and counsel)			230	26		
2.1.1 # of individuals benefitting from protection activities			420	6		
2.1.2 # of individuals with specific needs/vulnerabilities assessed and identified with protection needs			3			
2.1.4 # of individuals receiving cash/in-kind assistance to meet their protection needs			1,194	129		**1**
3.2.1 # of individuals reached through GBV-related information campaigns and activities to raise public awareness on rights, entitlements and assistance for prevention, mitigation and response to GBV			360			
KILIS						
1.4.1 # of refugees/vulnerable host community members provided with individual legal support (legal aid and counsel)			2			
2.1.1 # of individuals benefitting from protection activities			840			
3.2.1 # of individuals reached through GBV-related information campaigns and activities to raise public awareness on rights, entitlements and assistance for prevention, mitigation and response to GBV			806			
SANLIURFA						
1.4.1 # of refugees/vulnerable host community members provided with individual legal support (legal aid and counsel)		24	336			
2.1.1 # of individuals benefitting from protection activities			5,061	42		**5**
2.1.4 # of individuals receiving cash/in-kind assistance to meet their protection needs			1,227	225		**1**
Caritas Luxembourg						
SARD						
ADIYAMAN						
2.1.1 # of individuals benefitting from protection activities				370		
DRC						
Maya Foundation						
HATAY						
2.1.1 # of individuals benefitting from protection activities			829			
2.1.2 # of individuals with specific needs/vulnerabilities assessed and identified with protection needs			30			
2.1.3 # referrals (of individuals with protection needs) to specialized/multisectoral services			19			
2.1.5 # of individual receiving psycho-social support			12			
4.2.2 # of children participating in structured, sustained child protection or psycho-social support programmes (individuals and in groups)			214			
GIZ						
ASAM						
ANKARA						

Türkiye Koruma Sektörü İlerleme Takip

2,260,391
Achievement

4,635,156
Hedef

as of December 2025

Inter-Agency Coordination Türkiye

Bütün göstergeler

2,260,391
Achievement

4,635,156
Target

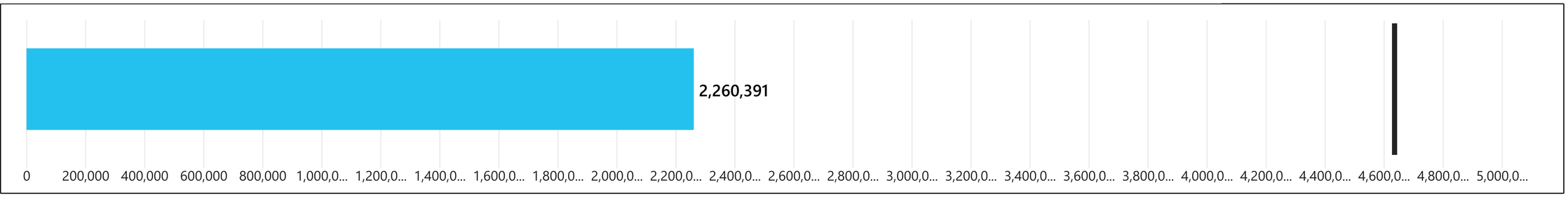

Uygulama Ayına Göre İlerleme

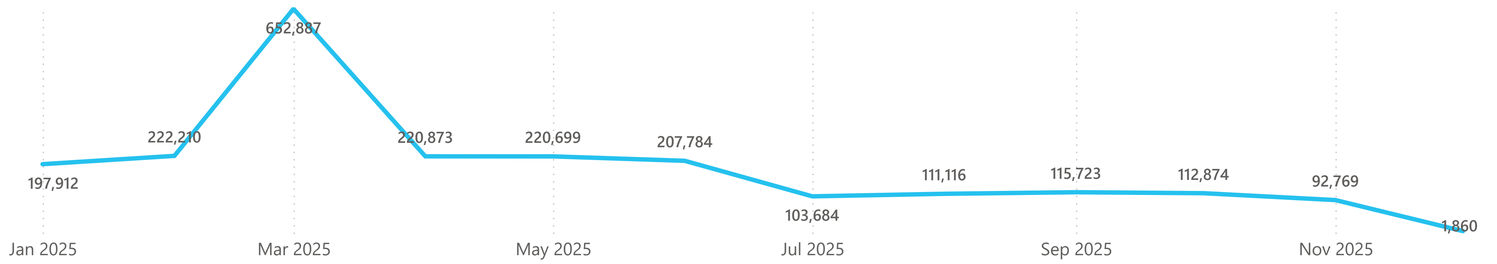

İllere göre ulaşılan kişi

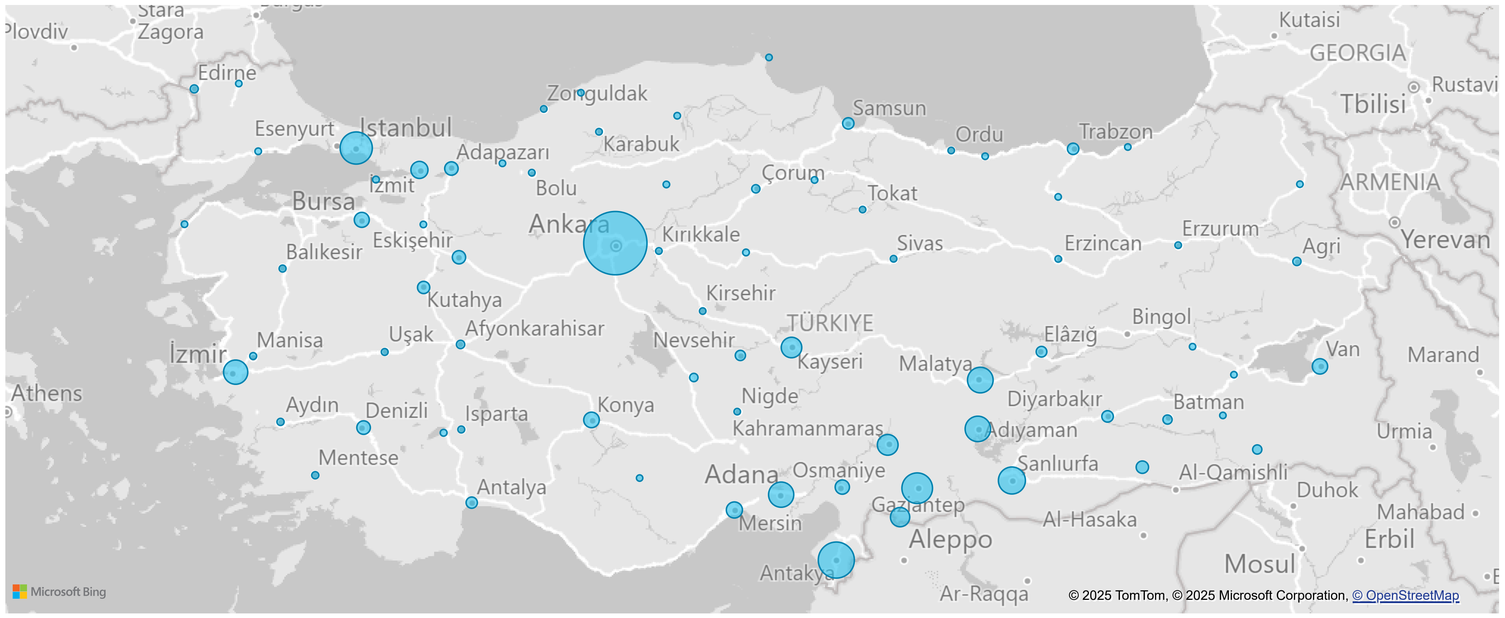

Destek Sağlayan Kuruma Göre

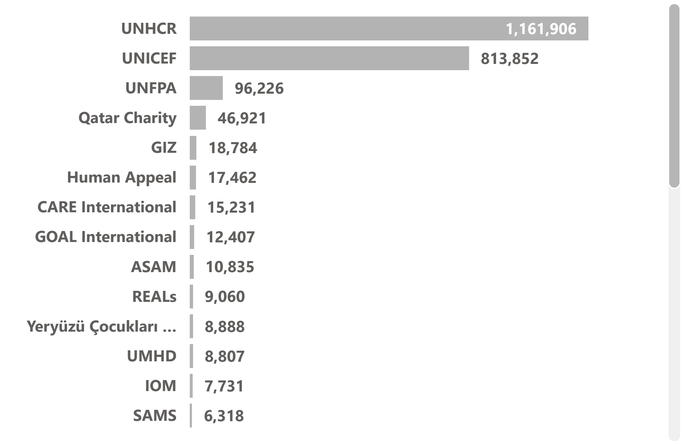

Uygulama Yapan Kuruma Göre

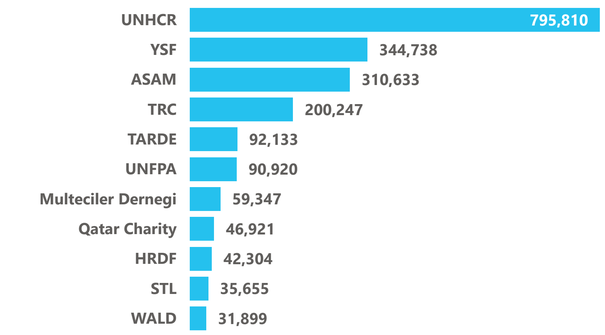

Gosterge

- 1.1.1 Uluslararası koruma, ha...
- 1.1.2 Kurulan/işlevini sürdüre...
- 1.4.1 Bireysel hukuki destek (...
- 1.4.2 Mültecilere yönelik adli ...
- 2.1.1 Koruma hizmetlerinden ...
- 2.1.2 Koruma ihtiyacı olduğu ...
- 2.1.3 Uzmanlık gerektiren/ço...
- 2.1.4 Koruma ihtiyaçlarını kar...
- 2.1.5 Psikososyal destek alan ...
- 2.2.1 Haklar, hizmetler, yükü...
- 2.3.1 Toplulukların mobilize e...
- 2.5.1 Sosyal uyum özelinde bi...
- 2.5.2 Sosyal uyum özelinde y...
- 2.5.4 Barış içinde bir arada ya...
- 2.6.1 Özel ihtiyaç sahiplerine ...
- 2.6.3 Özel ihtiyaç sahiplerine ...
- 3.1.1 Değerlendirilen Toplum...
- 3.1.2 Toplumsal Cinsiyete Day...
- 3.1.3 Toplumsal Cinsiyete Day...
- 3.2.1 TCDŞ'nin hafifletilmesi, ...
- 3.3.1 TCDŞ riskinin hafifletilm...
- 3.3.3 TCDŞ riskinin hafifletilm...
- 4.1.1 Koruma ihtiyaçları açısın...
- 4.1.2 Risk altında oldukları tes...
- 4.1.3 Uzmanlık gerektiren/ço...
- 4.2.1 Yapılandırılmış ve deva...
- 4.2.2 Yapılandırılmış ve deva...

Nationality

- Afghan
- Other Nationalities
- Syrian
- Turkish
- Ukranian

Appeal, EQ Response Activity

- 3RP
- 3RP Return Addendum
- Outside of 3RP

Uygulama Yapan Kurum

ASAM	DDD	Gaziantep...	Hand in H...	HRDF	ICMPD	IOM	Kilis- Prov...	Maya Fou...	NSPPL	REALs	SAMS	SARD	SEVKAR	TARDE	TKV	UMHD	UNHCR	WALD	Yedi Basak	YSF
CARE Inte...	Eksi 25	GOAL Inte...	Hatay Me...	Human A...	IGAM	Kaos GL	LEAP NGO	Multeciler...	Qatar Cha...	RET Inter...	Sanliurfa ...	Save the ...	STL	Test Partner	TRC	UNFPA	UNICEF	World Hu...	Yeryüzü Ç...	Zero Discr...

Destek Sağlayan Kurum

ASAM	Bar A...	CARE...	Carit...	DRC	Eksi 25	GIZ	GOA...	Hand...	Hum...	ICMPD	IGAM	IOM	LEAP ...	Maya...	MDM	Qatar...	REALs	Relief...	RET I...	SAMS	SARD	Save ...	Solid...	STL	UMHD	UNFPA	UNH...	UNIC...	WHO	Worl...	Yedi ...	Yeryü...

Source: *PWG, ActivityInfo* ***Feedback***: *IMTurkey@unhcr.org*

**The number of beneficiaries reached is calculated by summing indicators selected by the sectors; there may be duplications.*

Protection Sector Achievements - 2024

as of December 2024

Inter-Agency Coordination Türkiye

# of Beneficiaries by Location

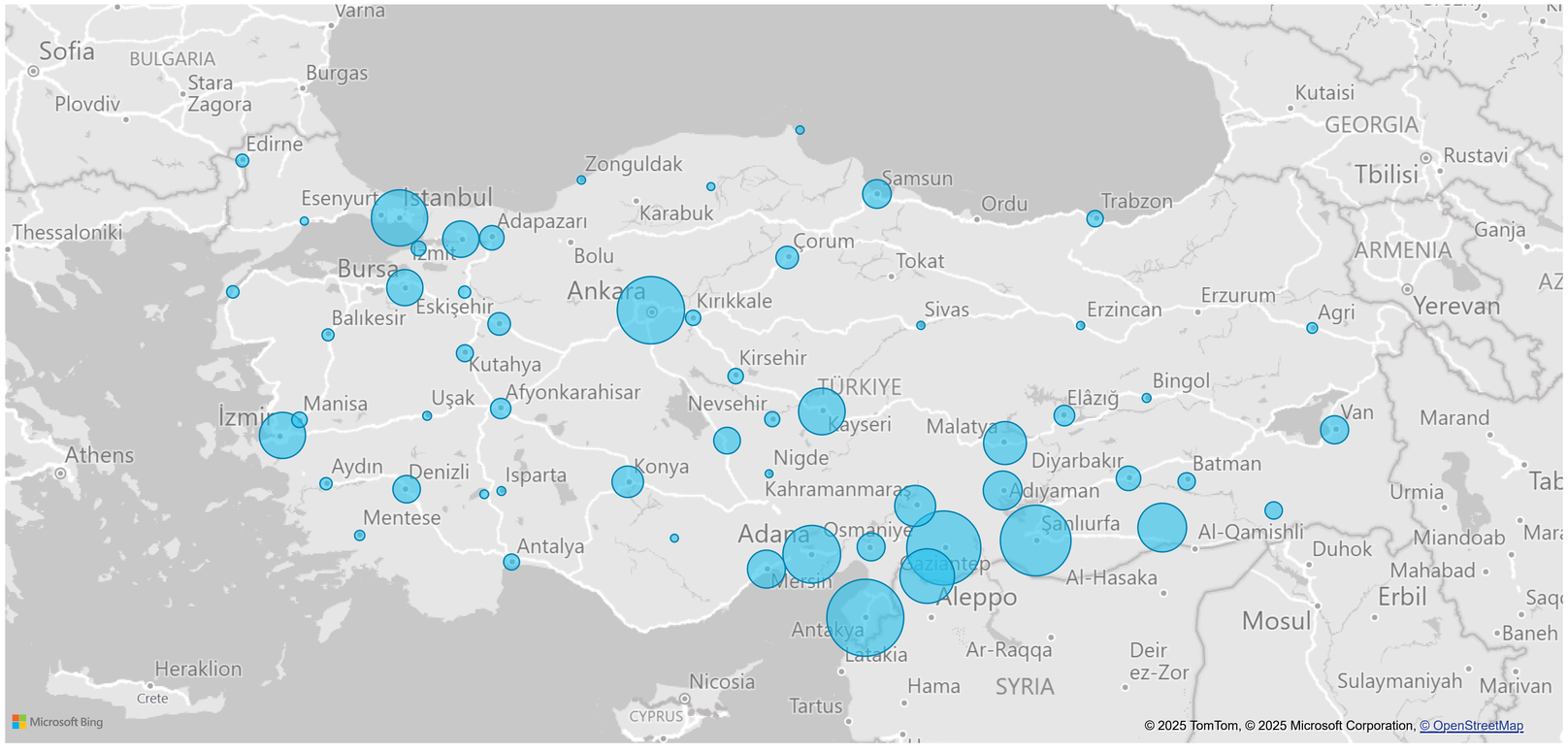

Individuals benefitting protection Services by Month

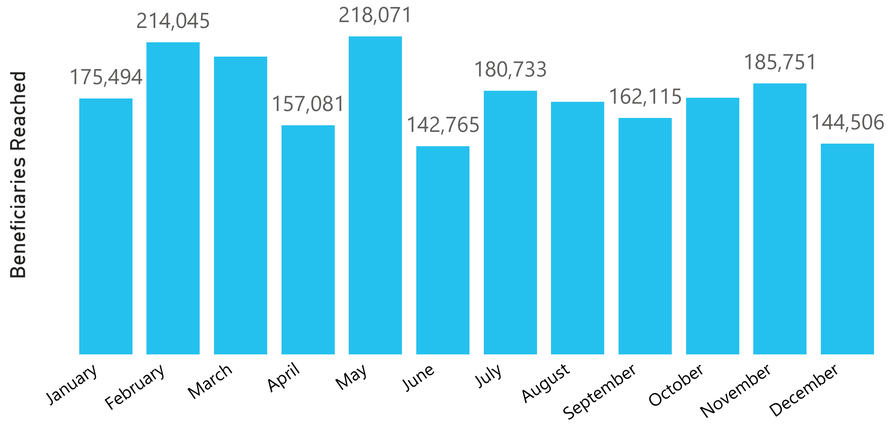

895,339
Number of individuals benefitting from protection activities

504,723
Number of individuals with specific needs/vulnerabilities assessed and identified with protection n

Location: All

Month: All

Breakdown of Beneficiaries by Gender*

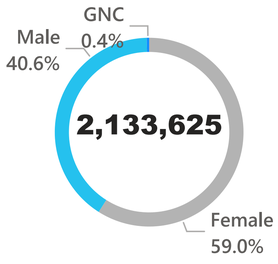

Breakdown of Beneficiaries by Nationality*

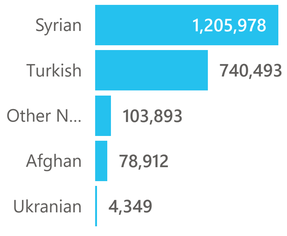

183,217
Number referrals (of individuals with protection needs) to specialized/multisectoral services

17,965
# of individual GBV survivors provided with GBV specific response services

38,816
# of individual GBV survivors and those at risk assessed

63,853
Number of individuals receiving cash/in-kind assistance to meet their protection needs

218,168
# of children assessed for protection needs

94,049
# of children participating in structured, sustained child protection or psycho-social support progr

82,545
# of individuals provided with individual legal support

28,471
# of individuals trained on international protection, rights, services and available assistance

Appeal: All

EQ Response Activity: All

Nationality: All

Reporting Agencies

AAR J...	ASA	CARE I...	DRC	ELAF	Gazian...	GOAL ...	Hatay ...	Huma...	Inogar	Izmir- ...	Kaos GL	LEAP ...	Mavi K...	MUDEM	NSPPL	REALs	RET In...	Sanliu...	Save t...	SEVKAR	STL	Test P...	TRC	UNFPA	UOSS...	WHH	YSF
AHF	ASAM	DDD	Eksi 25	EVSAD	Genç ...	Hand i...	HRDF	IGAM	IOM	KADAV	Kilis- P...	LWA	Maya ...	Multe...	Qatar ...	Relief I...	SAMS	SARD	SENED...	SRP	TARDE	TKV	UMHD	UNHCR	WALD	Yeryüz...	Zero D...

Supporting Agencies

AAR Japan	ASAM	Caritas Lux...	DRC	ECHO Turk...	GIZ	Hand in H...	IGAM	IRC	LEAP NGO	Maya Foun...	MoNE	Multeciler ...	Qatar Char...	Relief Inter...	SAMS	SENED Or...	Solidar Sui...	UNFPA	UNICEF	Yer...
AFAD	CARE Inter...	Cordaid	DWW	ELAF	GOAL Inter...	Human Ap...	IOM	KADAV	LWA	MDM	MUDEM	Oxfam KEDV	REALs	RET Intern...	Save the C...	Shanti Vol...	UMHD	UNHCR	WHH	

Source: *PWG, ActivityInfo* ***Feedback***: *IMTurkey@unhcr.org*

**The number of beneficiaries reached is calculated by summing indicators selected by the sectors; there may be duplications.*

Protection Sector Achievements - 2023

as of December 2023

Inter-Agency Coordination Türkiye

# of Beneficiaries by Location

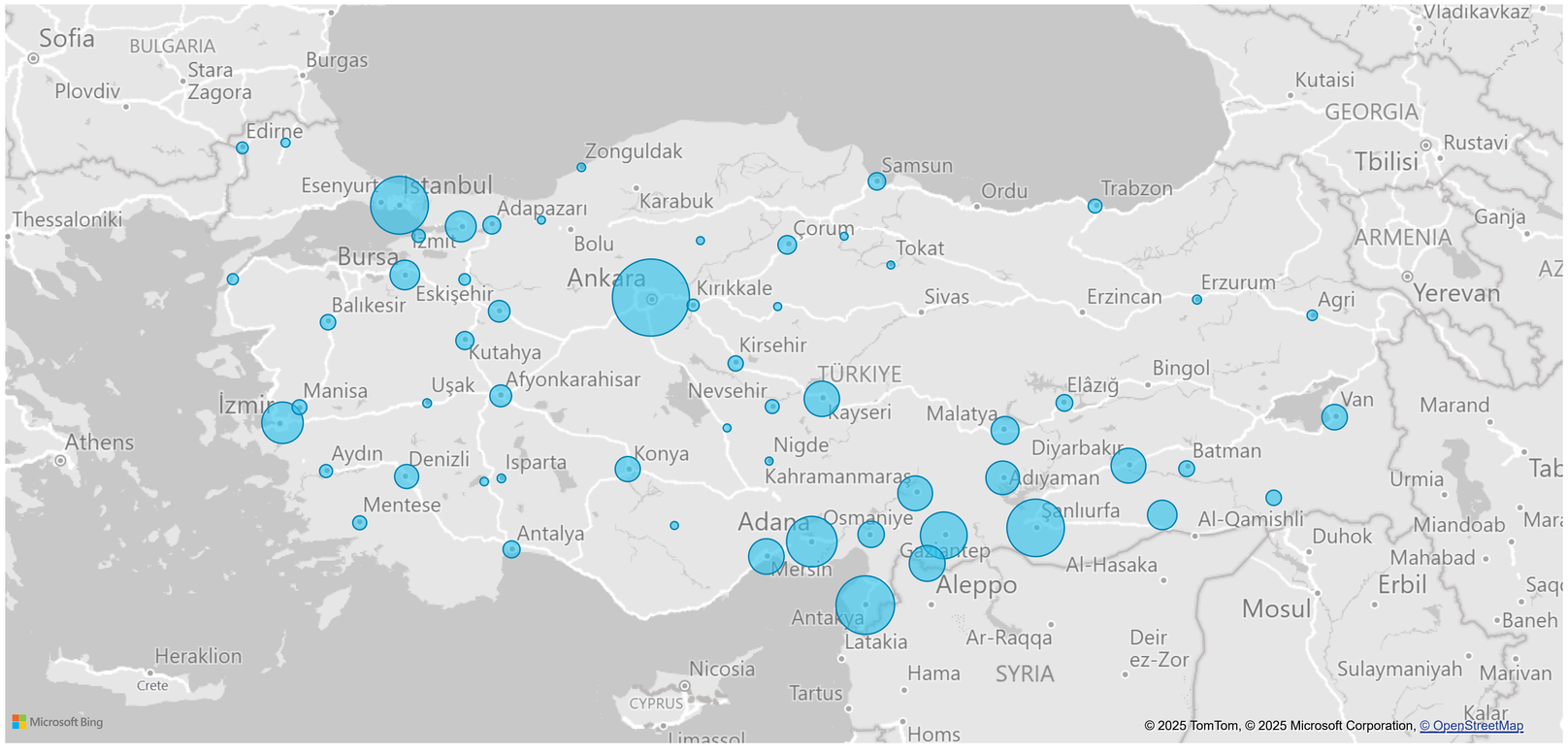

Individuals benefitting protection Services by Month

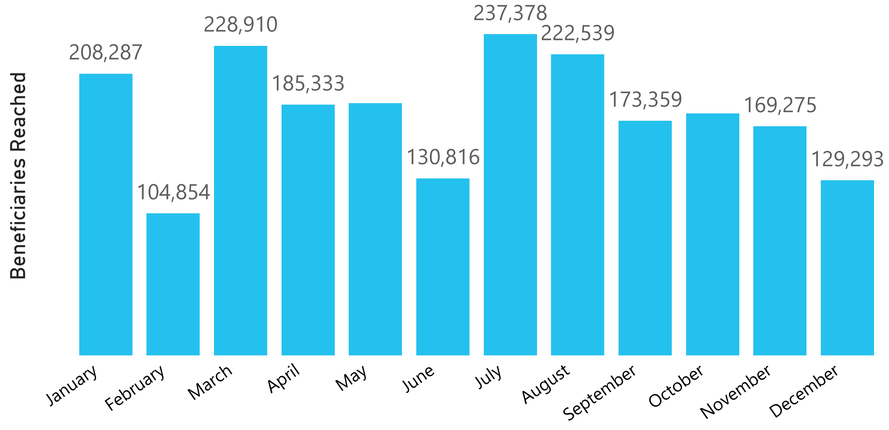

848,855
Number of individuals benefitting from protection activities

592,644
Number of individuals with specific needs/vulnerabilities assessed and identified with protection n

Location: All

Month: All

Breakdown of Beneficiaries by Gender*

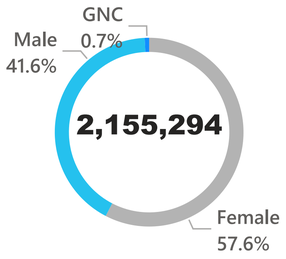

Breakdown of Beneficiaries by Nationality*

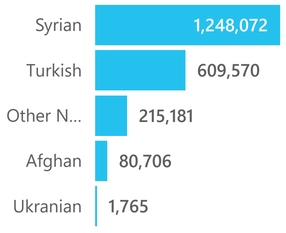

232,287
Number referrals (of individuals with protection needs) to specialized/multisectoral services

19,183
# of individual GBV survivors provided with GBV specific response services

116,252
# of individual GBV survivors and those at risk assessed

185,180
Number of individuals receiving cash/in-kind assistance to meet their protection needs

184,912
# of children assessed for protection needs

90,575
# of children participating in structured, sustained child protection or psycho-social support progr

95,303
# of individuals provided with individual legal support

26,378
# of individuals trained on international protection, rights, services and available assistance

Appeal: All

EQ Response Activity: All

Nationality: All

Reporting Agencies

ASA	Bonyan	Concern...	DRC	ELAF	Gaziant...	Gokkusa...	IGAM	Izmir- M...	Kaos GL	LEAP N...	Mavi Kal...	MUDEM	Multecil...	REALs	SAMS	Save the...	STL	TARDE	TRC	UNFPA	UNWo...	WALD	YSF
ASAM	CARE In...	DDD	Eksi 25	EVSAD	GOAL In...	HRDF	IOM	KADAV	Kilis- Pr...	Malatya...	Mercy ...	Multecil...	NSPPL	Relief In...	Sanliurf...	SEVKAR	Takaful ...	TKV	UMHD	UNHCR	UOSSM ...	WHH	YSYD

Supporting Agencies

ASAM	Bar ...	CAR...	Carit...	Conc...	DRC	ECH...	Eksi ...	ELAF	GIZ	GOA...	IGAM	IOM	KAD...	LEAP...	MDM	Merc...	MoIT	MU...	Mult...	REALs	Relie...	SAMS	Save...	STL	Takaf...	TİHV	UM...	UNF...	UNH...	UNI...	UN...	WHH	WHO	YSYD

Source: *PWG, ActivityInfo* *Feedback*: *IMTurkey@unhcr.org*

**The number of beneficiaries reached is calculated by summing indicators selected by the sectors; there may be duplications.*