SPAIN Weekly snapshot - Week 2 (5 - 11 Jan 2026)

The charts below are based on figures from the Ministry of Interior and UNHCR estimates. All figures are provisional and subject to change

Refugees & migrants: sea and land arrivals in week 2[1]

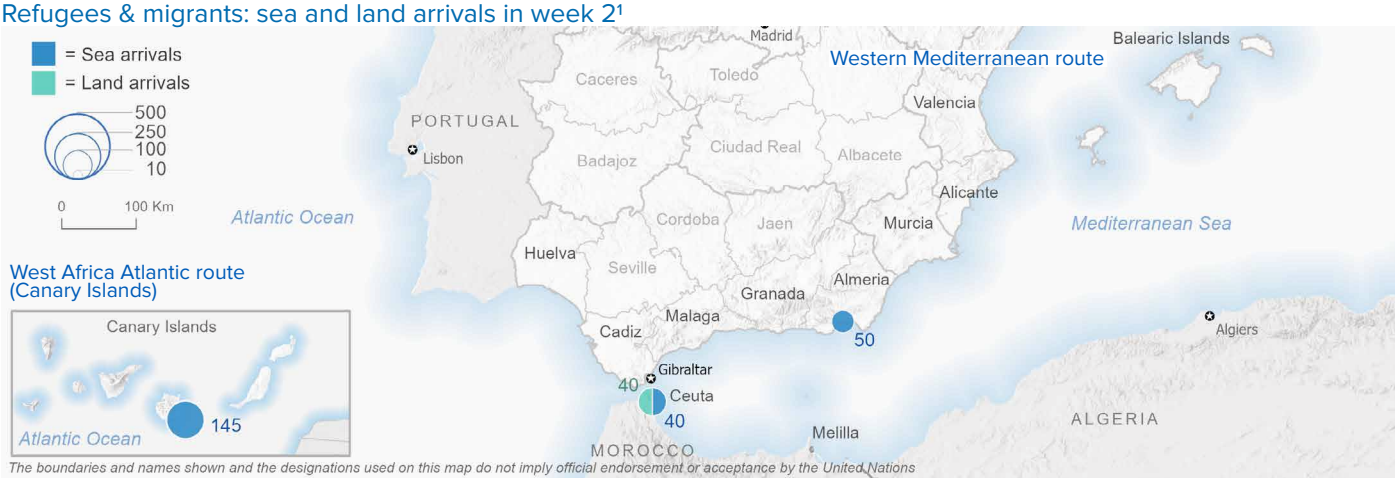

Arrivals in Spain

1,172 Arrivals as of 11 Jan 2026[2]

-41% Dif. 2025

1,098 Sea Arrivals[2]
Dif. 2025: -44%

74 Land Arrivals[2]
Dif. 2025: +672%

273 Arrivals Week 2[1]
Dif. last week: -77%
Dif. 2025: -78%

Western Mediterranean

435 Arrivals as of 11 Jan 2026[2]

+52% Dif. 2025

361 Sea Arrivals[2]
Dif. 2025: +30%

74 Land Arrivals[2]
Dif. 2025: +672%

129 Arrivals Week 2[1]
Dif. last week: -66%
Dif. 2025: -29%

West Africa Atlantic (Canary Islands)

737 Arrivals as of 11 Jan 2026[2]

-56% Dif. 2025

737 Sea Arrivals[2]
Dif. 2025: -56%

144 Arrivals Week 2[1]
Dif. last week: -82%
Dif. 2025: -87%

Arrivals in Spain during the last five weeks[1]

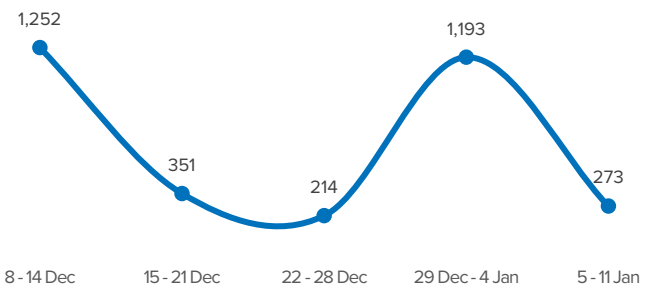

Arrivals in Spain by route during the last six months[2]

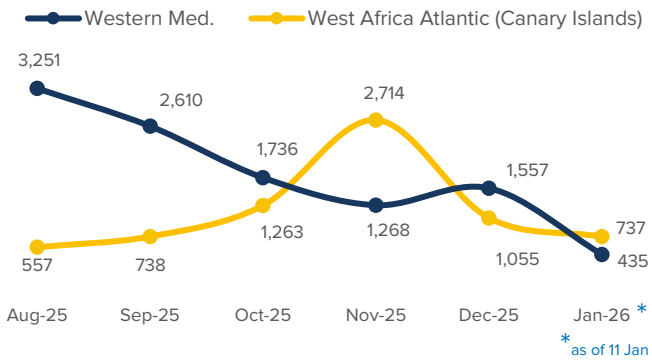

Arrivals in Spain per month[2]

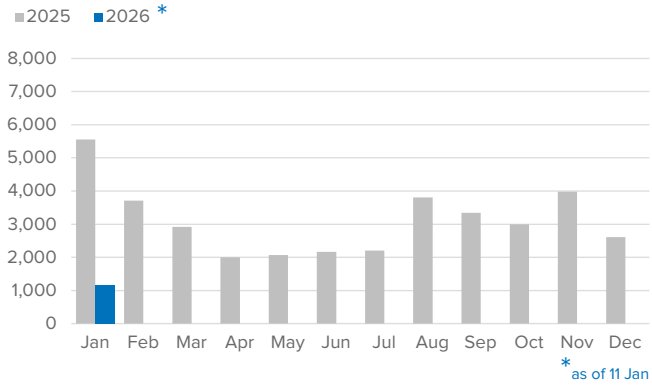

Arrivals in Spain per year[2]

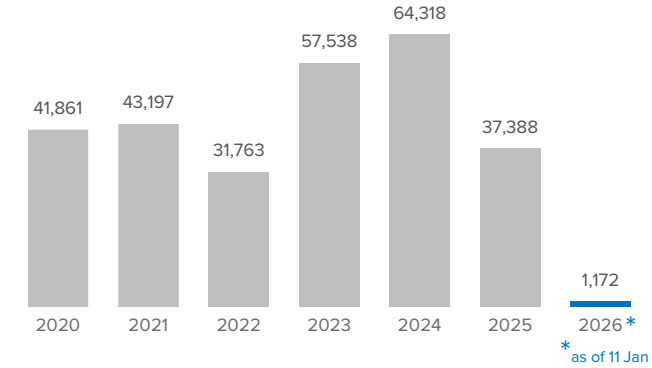

UNHCR / 15 Jan 2026
Source: UNHCR Spain data portal
[1]Based on UNHCR estimates.
[2]Based on figures from the Spanish Ministry of Interior and UNHCR estimates.