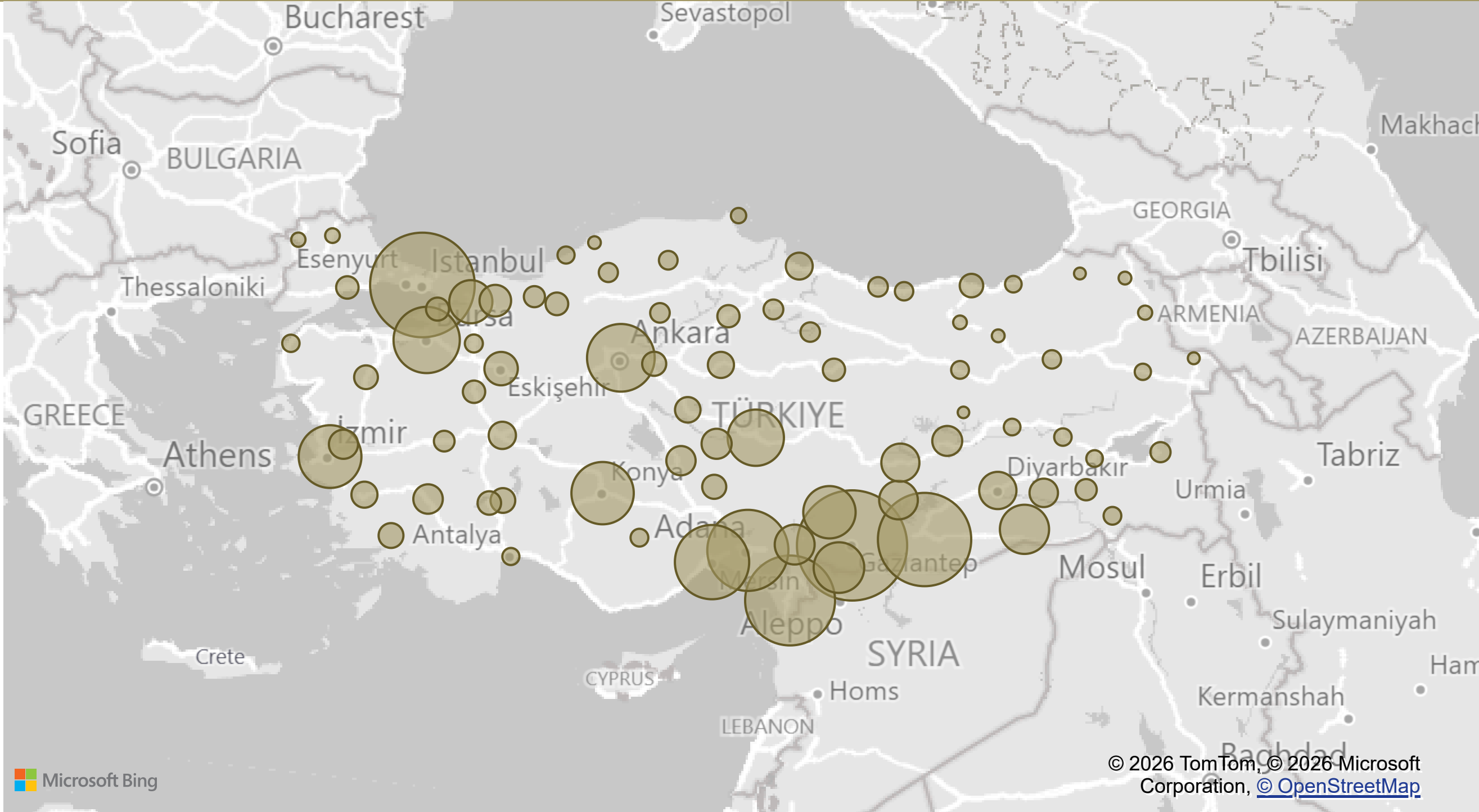
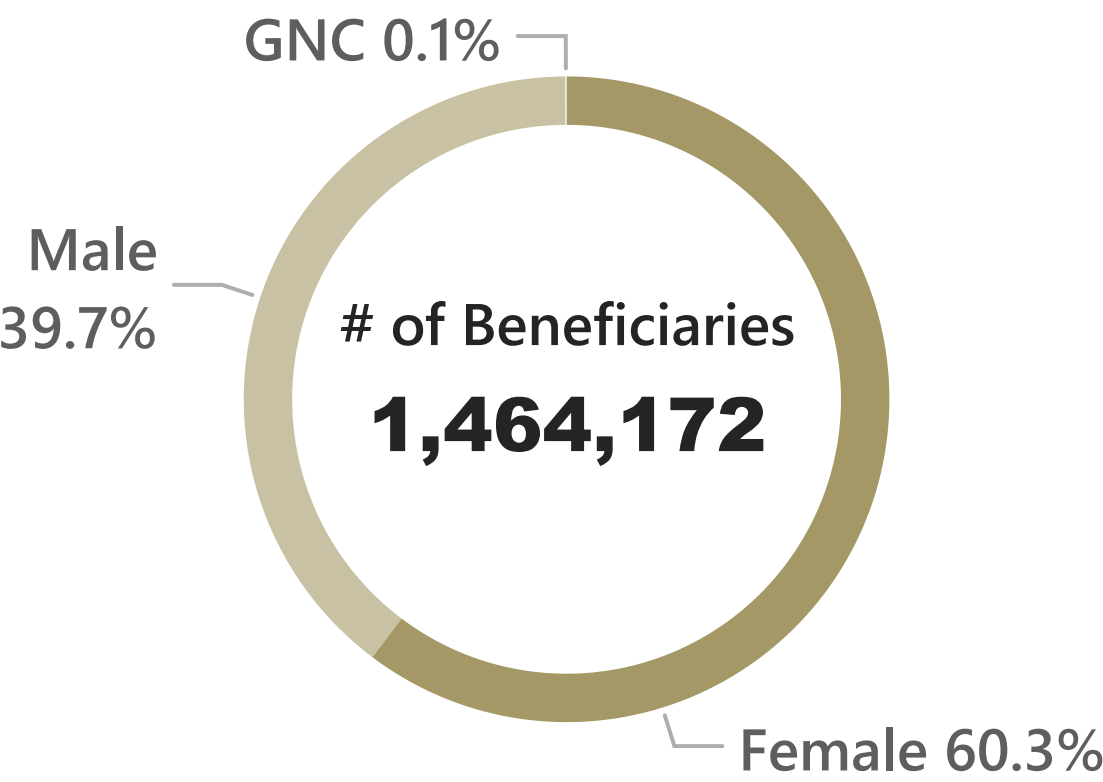




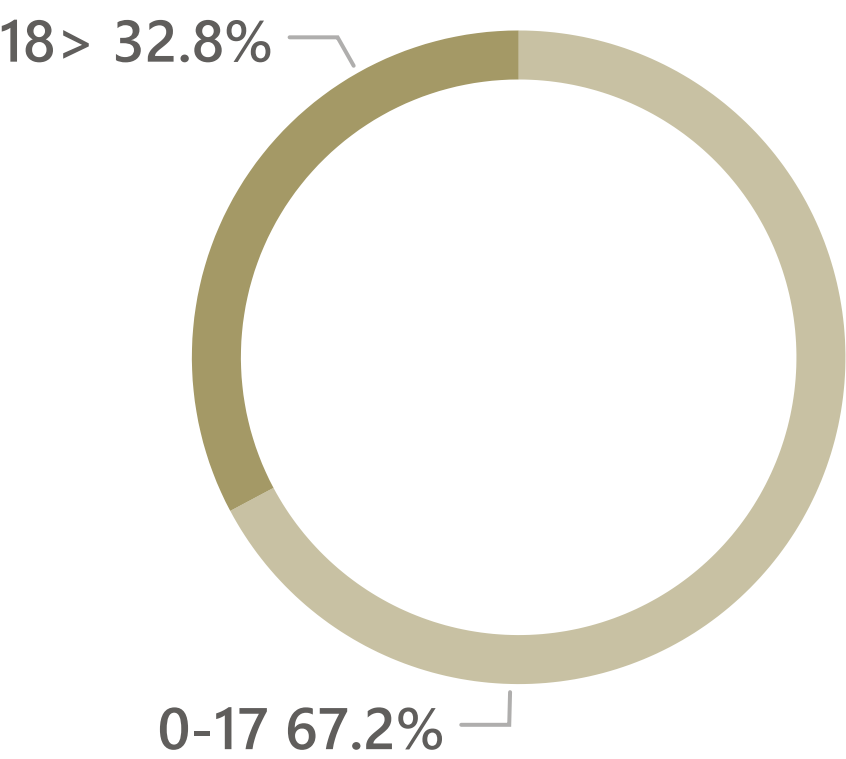
Beneficiaries Reached by Province



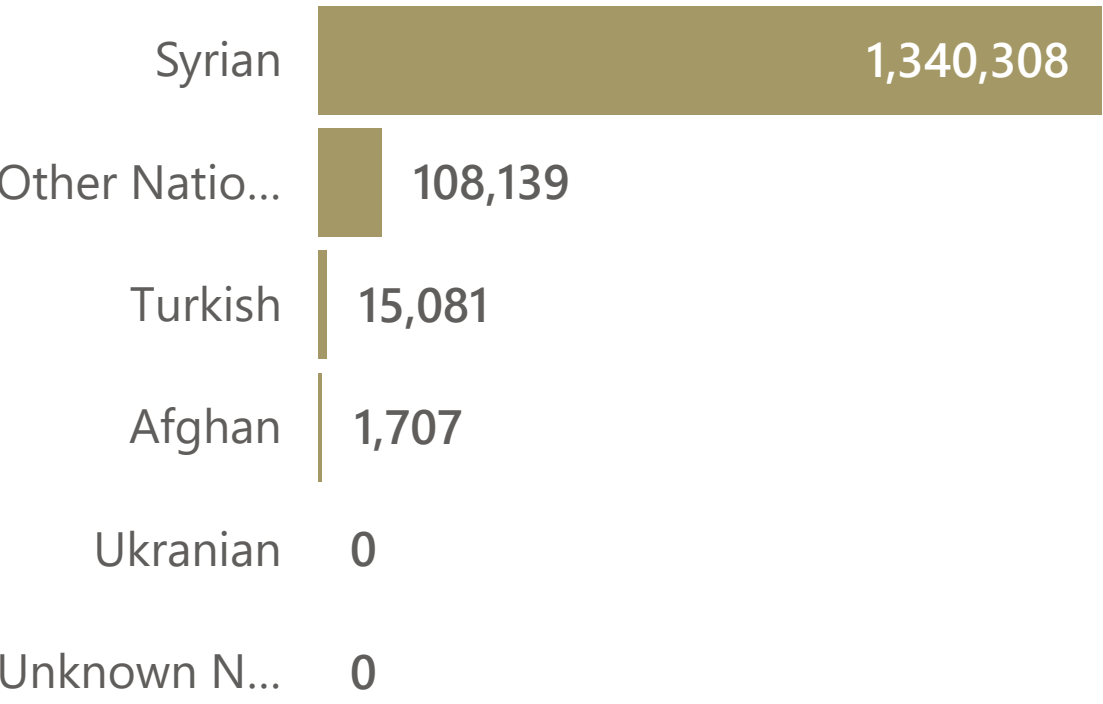
Breakdown of Beneficiaries by Gender\*



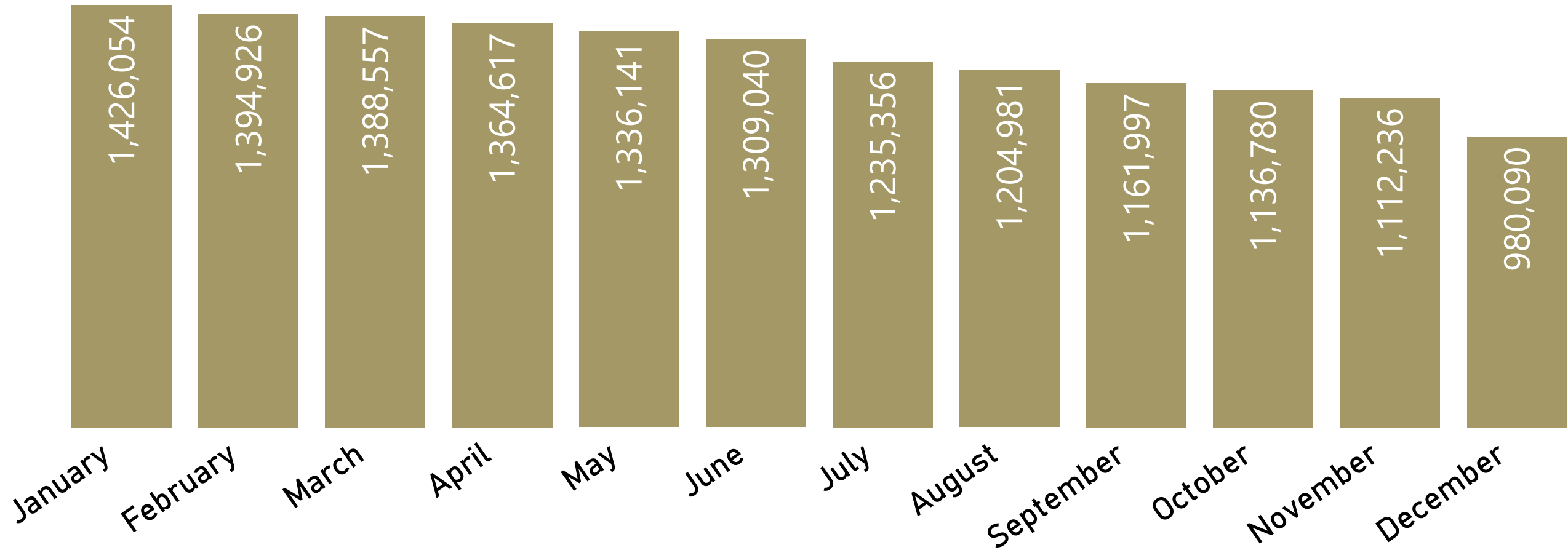
Breakdown of Beneficiaries by Age\*



Breakdown of Beneficiaries by Nationality\*



Monthly Progress



Targets PWD?

All

Appeal / EQ

All

Reporting Agencies

ASAM	CARE I...	Field R...	GOAL I...	Hatay ...	HRDF	Human...	ICMPD	IGAM	IOM	Mavi K...	MoFSS	Multeci...	NSPPL	Qatar C...	SARD	Save th...	STL	TKV	TRC	UNFPA	UNHCR	WALD	WFP	World ...	World ...	Yedi Ba...	Yeryüz...
------	-----------	------------	-----------	-----------	------	----------	-------	------	-----	-----------	-------	------------	-------	------------	------	------------	-----	-----	-----	-------	-------	------	-----	-----------	-----------	------------	-----------

Supporting Agencies

ASAM	Bar Assoc...	CARE Inte...	DKH	ECHO Tur...	GOAL Int...	HABITAT	Human A...	ICMPD	IFRC	IGAM	IOM	Qatar Ch...	Relief Inte...	SARD	Save the ...	TRC	UNFPA	UNHCR	UNICEF	WFP	World Hu...	Yedi Basak	Yeryüzü Ç...
------	--------------	--------------	-----	-------------	-------------	---------	------------	-------	------	------	-----	-------------	----------------	------	--------------	-----	-------	-------	--------	-----	-------------	------------	--------------

Progress Against the 3RP Targets

Sector	Beneficiaries Reached
<div>Basic Needs</div> <div>1.2.1.a # of persons benefitting from monthly cash-based interventions</div> <div>1.2.1.b # of persons benefitting from one-time cash-based interventions</div>	<div>1,441,273</div> <div>1,419,663</div> <div>21,610</div>
<div>Protection</div> <div>2.1.4 # of individuals receiving cash/in-kind assistance to meet their protection needs</div>	<div>17,036</div> <div>17,036</div>
<div>Education</div> <div>1.6.0.5 Provide higher education cash grants (undergraduate and post-graduate)</div> <div>1.6.0.3 Provide higher education scholarships (undergraduate and post-graduate)</div>	<div>4,981</div> <div>3,818</div> <div>1,163</div>
<div>Economic Empowerment</div> <div>2.3.1.a # of individuals completed livelihoods trainings (technical and vocational trainings which can also include soft/language skills)- Non agricultural</div>	<div>882</div> <div>882</div>
Total	1,464,172