

 4.37M

## Sudanese refugees in Neighbouring countries

 714 K

Sudanese return  
since 2024

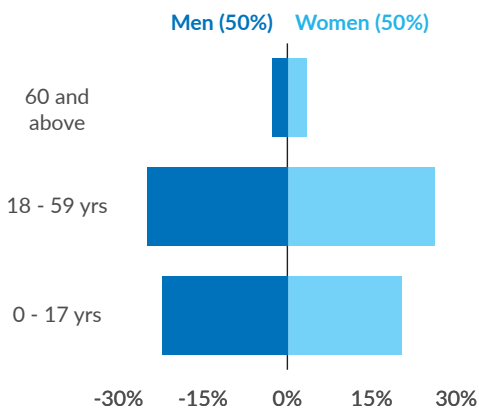
Country	Cross border movement	Primary asylum Country	Returnees	Pendular movements	Onward movements
Egypt*	<div><div></div>468K</div>	<div><div></div>398K</div>	<div><div></div>98.1%</div>	<div><div></div>1.3%</div>	<div><div></div>0.6%</div>
South Sudan*	<div><div></div>209K</div>	<div><div></div>209K</div>	<div><div></div>91%</div>	<div><div></div>7%</div>	<div><div></div>2%</div>
Chad*	<div><div></div>33K</div>	<div><div></div>33K</div>	<div><div></div>56%</div>	<div><div></div>33%</div>	<div><div></div>11%</div>
Libya*	<div><div></div>2.5K</div>	<div><div></div>72.5K</div>	Unknown		
Ethiopia*	<div><div></div>1K</div>	<div><div></div>1K</div>	<div><div></div>85%</div>	<div><div></div>14%</div>	<div><div></div>1%</div>

**Returns:** Estimated number of people who are not planning to move onwards, or planning to move onwards within Sudan, or to another country after more than six months.

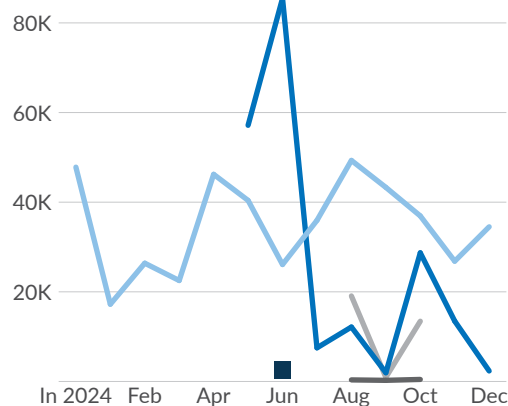
**Pendular movements:** Estimated number of people who are planning to return to the country they arrived from within six months.

**Onward movements:** Estimated number of people who are planning to move to another country (other than the one they arrived from) within six months.

### Age and gender

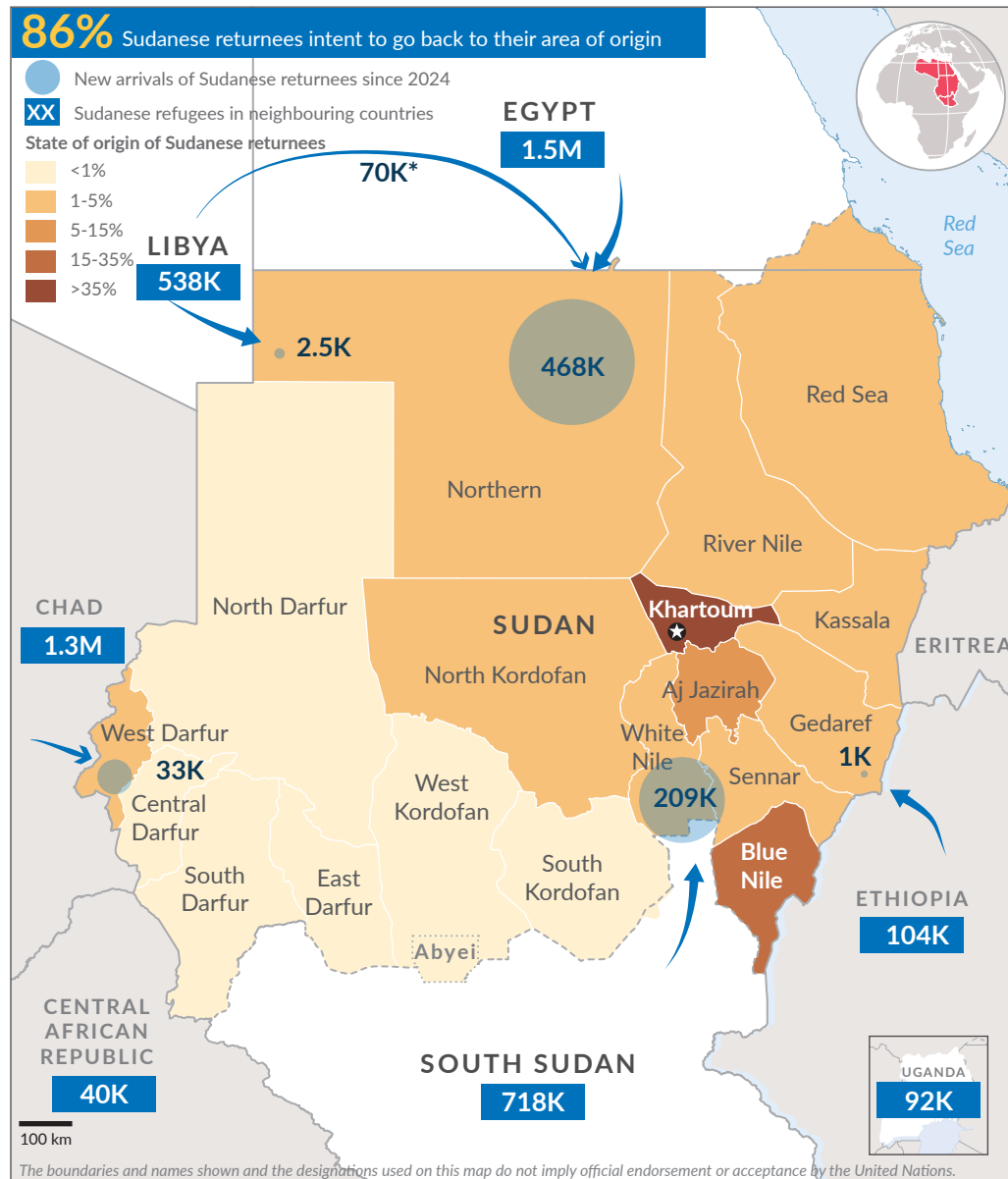


Return trend



\* Data source

- **Egypt:** Border Authorities, UNHCR Border Monitoring, IOM DTM Return overview and cross-border monitoring reports.
- **South Sudan:** COR (Commissioner for Refugees), UNHCR Border Monitoring, IOM DTM Return overview and cross-border monitoring reports.
- **Chad:** IOM DTM Return overview and cross-border monitoring reports.
- **Libya:** UNHCR, IOM DTM Return overview and cross-border monitoring reports.
- **Ethiopia:** IOM DTM Return overview and cross-border monitoring reports.



Findings are based on sample border monitoring in Sudan which has been in place since July 2024. This monitoring does not identify registration status, refugee status, or other movement categories and therefore results should be read as indicative of the concerns raised by people returning to Sudan.

**56%**  
had applied for asylum  
in departing countries

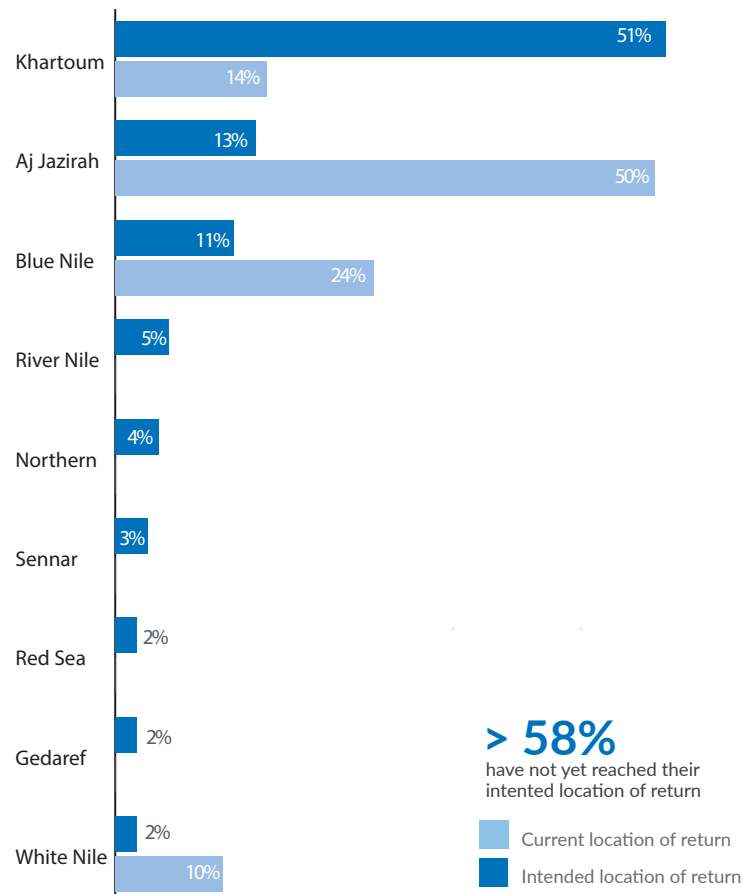
**65%**  
reported protection risks  
in departing countries

**63%**  
reported long processing  
times at the border

**26%**  
reported family members  
were left behind

**50%**  
participated in economic  
activities prior to  
displacement

## Intended state of return vs current location



**> 58%**  
have not yet reached their  
intended location of return

■ Current location of return  
■ Intended location of return

## Assistance and protection priorities by intended state of return

n= 3123

	Khartoum	Blue Nile	Aj Jazirah	River Nile	Northern	Sennar	Red Sea	Gedaref	White Nile	Other State
<b>Priority assistance needs</b>	1567	410	399	150	139	90	75	59	56	178
Financial	94%	58%	93%	92%	88%	95%	74%	87%	91%	96%
Food	70%	86%	75%	65%	73%	67%	74%	80%	70%	73%
Health	67%	66%	63%	68%	65%	67%	53%	63%	48%	68%
Water	62%	60%	59%	56%	54%	62%	58%	53%	57%	73%
Sanitation	47%	47%	41%	44%	33%	46%	37%	50%	52%	52%
NFI	36%	47%	32%	21%	25%	36%	26%	33%	30%	32%
Shelter	25%	59%	30%	27%	25%	21%	11%	20%	17%	36%
MHPSS	34%	16%	30%	39%	25%	44%	32%	33%	35%	46%
Connectivity	29%	5%	27%	20%	17%	28%	21%	27%	17%	17%
<b>Protection priorities</b>										
Girls and women	41%	34%	33%	33%	25%	46%	26%	30%	22%	43%
Children	22%	35%	23%	26%	13%	23%	11%	20%	26%	22%
Elderly	18%	17%	20%	26%	17%	21%	11%	27%	17%	20%
Family reunification	17%	16%	19%	6%	8%	10%	11%	10%	22%	33%
Documentation	9%	42%	11%	6%	8%	18%	0%	7%	4%	11%
Legal assistance	13%	17%	10%	17%	21%	15%	16%	27%	17%	20%
Persons with disabilities	11%	18%	13%	17%	13%	18%	5%	17%	9%	16%
Access to asylum	8%	11%	7%	11%	6%	10%	11%	7%	17%	7%
Information	5%	12%	7%	2%	4%	10%	0%	7%	0%	6%