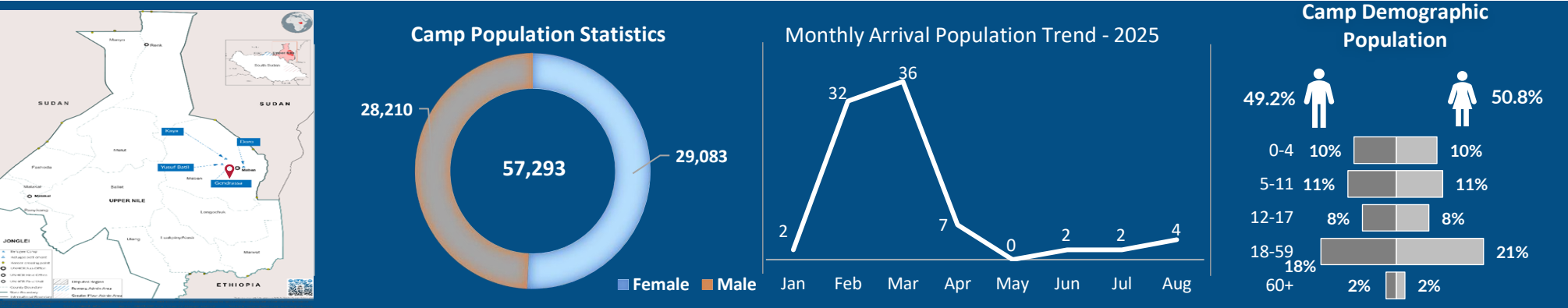













# Monitoring Profile of Key Indicators – Batil Refugee Camp

## South Sudan | September 2025



	<span></span> Adequate/meets min. standard	<span></span> Partially adequate/over 70% of min. standard	<span></span> Inadequate/below standard	<span></span> Non-existent/not provided
<div></div> <b>Camp Management and NFIs</b>				
Management of the camp facilities				
CRIs Distribution to New Arrivals				
CRIs Distribution for identified Needs				
Community Engagement				
Camp Coordination				
<div></div> <b>Shelter &amp; infrastructures</b>				
Flood response and mitigation activities				
Establishment and Maintenance of Infrastructure: Roads, Airstrip				
<div></div> <b>Protection</b>				
People receiving legal assistance				
People receiving protection services				
Refugees and asylum seekers registered				
Individuals receiving in-kind assistance				
People reached through awareness and protection monitoring				
Community-based protection mechanisms				
<div></div> <b>Gender-Based Violence (GBV)</b>				
Prevention and Awareness				
GBV Referral pathway and Case management				
Women and girls who receive GBV personal hygiene kits (PHKs)				
Women and Girls Safe Space				
<div></div> <b>Child and Youth Protection</b>				
Unaccompanied and Separated children for whom BIP was initiated				
Support for children at risks, unaccompanied & separated children				
Child-friendly spaces and Youth Centers				
Psychosocial support to children				
<div></div> <b>Food Security</b>				
Average number of KCal distributed/person/day				
People receiving Agricultural assets & trainings on livelihood				
<div></div> <b>Two-way Communication</b>				
Predictable & timely information dissemination mechanisms				
Diversity of voices and languages				
Feedback and Response Mechanisms including PSEA				
<div></div> <b>Education</b>				
Children accessing Early Childhood Development (ECDs)				
Children enrolled in Primary education systems				
Students enrolled in Secondary Education system				
Students benefiting from Tertiary Education				
<div></div> <b>Water, Sanitation, and Hygiene (WASH)</b>				
Clean water per person per day				
Water supply accessibility				
Gender disaggregated latrines and showers				
Number of latrines available				
Number of showers available				
Number of person served by individual hygiene promoter				
WASH NFIs				
Waste disposal				
<div></div> <b>Nutrition</b>				
Prevalence of GAM among children 6-59 months				
Prevalence of SAM among children 6-59 months				
Number of new admissions into CMAM programs				
<div></div> <b>Health</b>				
Primary healthcare				
Access to Primary Health care services				
Access to Secondary Health Care services				
Number of skilled deliveries				
Number of patientsconsultations/clinician/day				
Number of referrals for secondary or tertiary care				

**Source:** UNHCR South Sudan, Sub-Office, Bunj, Maban County

**Data Sources:** UNHCR Registration (ProGres), Sectoral Partner Reports (Protection, Education, CECM, Health, WASH, Livelihoods, Shelter).

**Reporting Period:** September – 2025

**Contact:** Head of Sub-Office: Silva Alkebeh - alkebeh@unhcr.org

**Disclaimer:** Figures and indicators are based on the latest verified data and may be subject to change following ongoing updates and verifications.