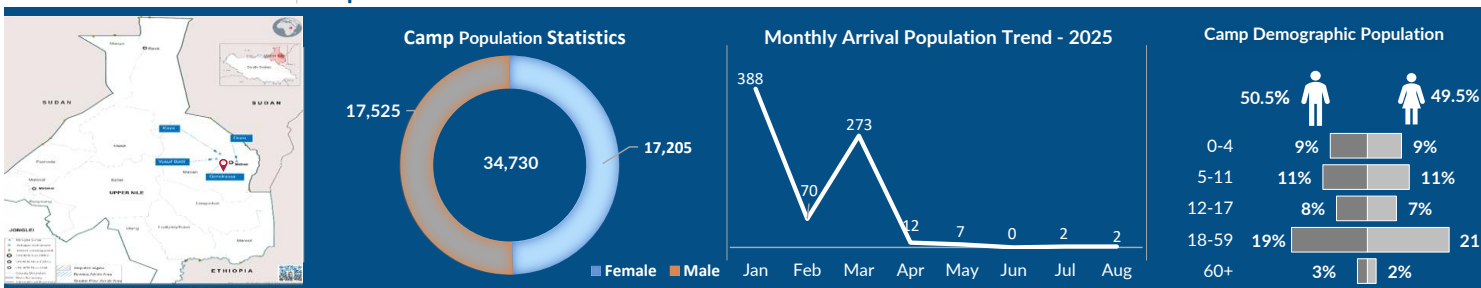













Monitoring Profile of Key Indicators – Kaya Refugee Camp

South Sudan | September 2025



● **Adequate/** meets min. standard
 ● **Partially adequate/** over 70% of min. standard
 ● **Inadequate/** below standard
 ● **Non-existent/** not provided

	Camp Management and NFIs <ul style="list-style-type: none">Management of the camp facilities ●NFIs Distribution to New Arrivals ●NFIs Distribution for identified Needs ●Community Engagement ●Camp Coordination ●		Two-way Communication <ul style="list-style-type: none">Predictable & timely information dissemination mechanisms ●Diversity of voices and languages ●Feedback and Response Mechanisms including PSEA ●
	Shelter & infrastructures <ul style="list-style-type: none">Construction and Renovation of Shelters ●Flood response and mitigation activities ●Establishment and Maintenance of Infrastructure:Roads, Airstrip ●		Education <ul style="list-style-type: none">Children accessing Early Childhood Development (ECDs) ●Children enrolled in Primary education systems ●Students enrolled in Secondary Education system ●Students benefiting from Tertiary Education ●
	Protection <ul style="list-style-type: none">People receiving legal assistance ●People receiving protection services ●Refugees and asylum seekers registered ●Individuals receiving in-kind assistance ●People reached through awareness and protection monitoring ●Community-based protection mechanisms ●		Water, Sanitation, and Hygiene (WASH) <ul style="list-style-type: none">Clean water per person per day ●Water supply accessibility ●Gender disaggregated latrines and showers ●Number of latrines available ●Number of showers available ●Number of person served by individual hygiene promoter ●WASH NFIs ●Waste disposal ●
	Gender-Based Violence (GBV) <ul style="list-style-type: none">Prevention and awareness ●GBV Referral pathway and Case management ●Women and girls who receive GBV personal hygiene kits (PHKs) ●Women and Girls Safe Space ●		Nutrition <ul style="list-style-type: none">Prevalence of GAM among children 6-59 months ●Prevalence of SAM among children 6-59 months ●Prevalence of anaemia among children 6-59 months ●Number of new admissions into CMAM programs ●
	Child Protection <ul style="list-style-type: none">Unaccompanied and Separated children for whom BIP was initiated ●Support for children at risks, unaccompanied & separated children ●Child-friendly spaces and Youth Centers ●Psychosocial support to children ●		Health <ul style="list-style-type: none">Primary healthcare ●Access to Primary Health care services ●Access to Secondary Health Care services ●Number of skilled deliveries ●Number of patients consultations/clinician/day ●Number of referrals for secondary or tertiary care ●
	Food Security <ul style="list-style-type: none">Average number of KCal distributed/person/day ●Number of new arrivals who received hot meals ●People receiving Agricultural assets & trainings on livelihood ●		

Source: UNHCR South Sudan, Sub-Office, Bunj, Maban County

Data Sources: UNHCR Registration (ProGres), Sectoral Partner Reports (Protection, Education, CECM, Health, WASH, Livelihoods, Shelter).

Reporting Period: September – 2025

Contact: Head of Sub-Office: Silva Alkebeh - alkebeh@unhcr.org

Disclaimer: Figures and indicators are based on the latest verified data and may be subject to change following ongoing updates and verifications.