UGANDA- POPULATION DASHBOARD

ANNEX III - SETTLEMENT PROFILES 31-Jan-2026

Adjumani

Total Population	Total Refugees
233,825	233,817
Total Households	Total Asylum-Seekers
30,085	8

Women and Children 189,341 — 81 %

Female 124,783 — 53 %

Elderly (60+) 7,775 — 3 %

Youth (15-24) 68,347 — 29 %

New Registration by Month

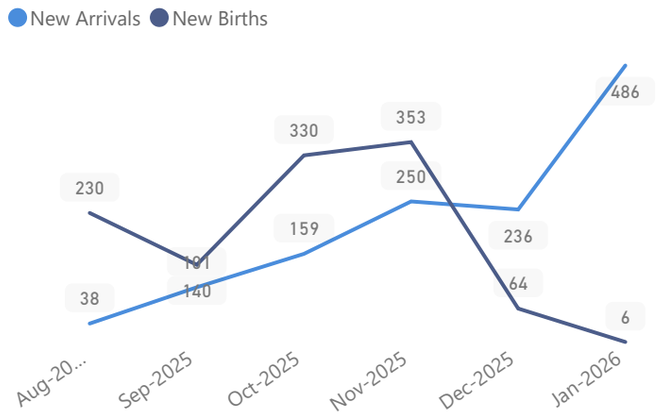

Main Hosting Locations

Zone	HHs	Individuals
Nyumanzi	4,981	48,575
Pagrinya	6,108	39,223
Ayilo I	2,962	28,907
Maaji II	2,607	19,052
Ayilo II	2,022	15,877
Maaji III	2,298	15,147
Boroli I	1,318	9,776
Mirieyi	1,043	9,454
Alere	858	7,929
Agojo	1,506	7,593
Baratuku	802	6,588
Mungula I	673	5,887
Olua I	613	5,383
Boroli II	674	4,683
Olua II	430	3,894
Mungula II	297	1,789
Oliji	238	1,606
Elema	184	983
Ranch 1	331	675

Main Countries of Origin	Total
South Sudan	232,707
Sudan	1,060

Main Occupations

16% Have occupation

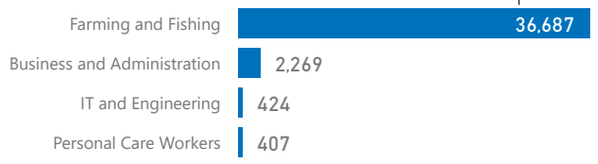

* Age is between 18 - 59 years for Occupation

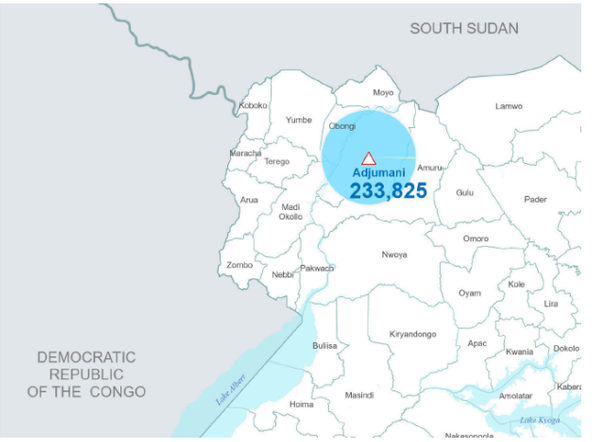

Age & Gender Breakdown

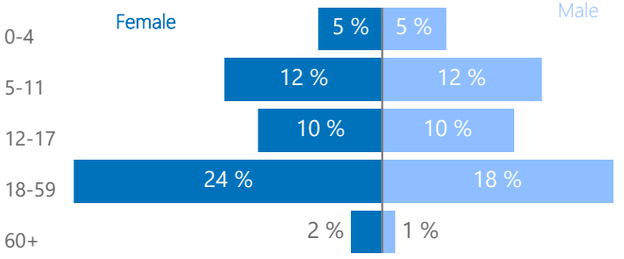

Main Specific Needs

21,742 — 14,378

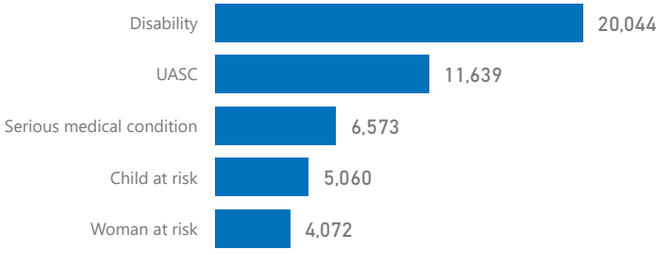

UGANDA- POPULATION DASHBOARD

ANNEX III - SETTLEMENT PROFILES 31-Jan-2026

Bidibidi

Total Population	Total Refugees
209,382	209,380
Total Households	Total Asylum-Seekers
36,860	2

Women and Children 167,210 — 80 %

Female 109,703 — 52 %

Elderly (60+) 6,123 — 3 %

Youth (15-24) 63,177 — 30 %

Main Hosting Locations

Zone	HHs	Individuals
Zone 3	9,336	49,667
Zone 2	7,592	46,968
Zone 5	8,034	42,775
Zone 1	6,522	40,557
Zone 4	5,375	29,404

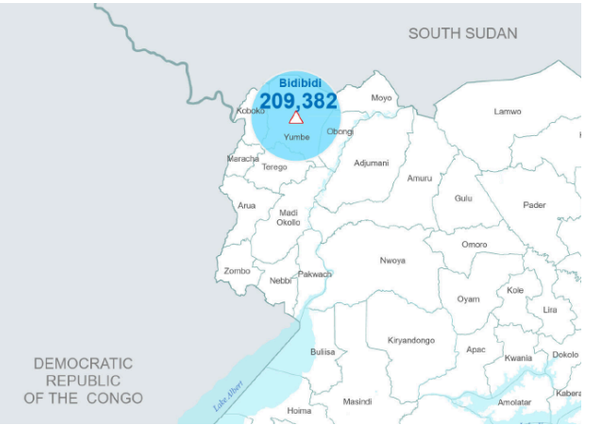

Main Countries of Origin

Main Countries of Origin	Total
South Sudan	209,222
Sudan	110
DR Congo	44
Ethiopia	3

Age & Gender Breakdown

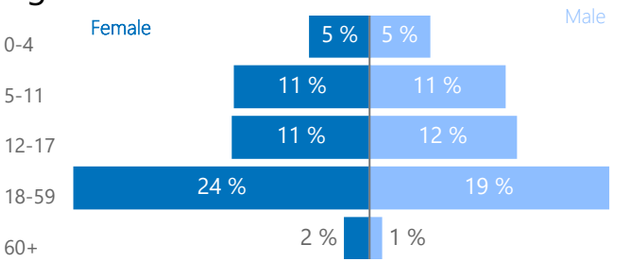

New Registration by Month

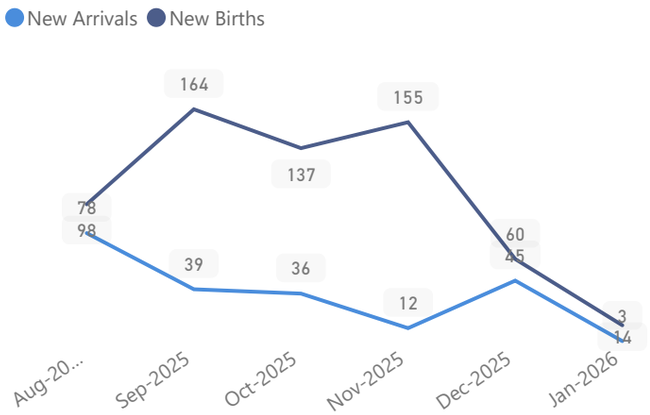

Main Occupations

13% Have occupation

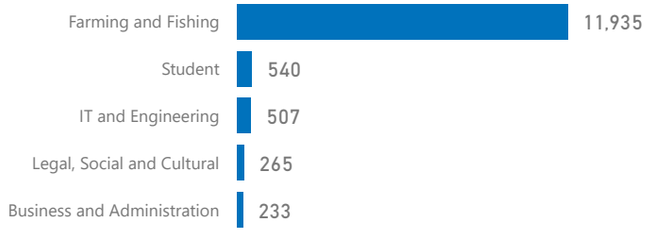

* Age is between 18 - 59 years for Occupation

Main Specific Needs

9,755 5,326

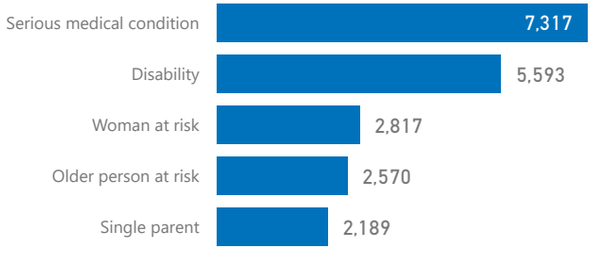

UGANDA- POPULATION DASHBOARD

ANNEX III - SETTLEMENT PROFILES 31-Jan-2026

Imvepi

Total Population	Total Refugees
76,928	76,891
Total Households	Total Asylum-Seekers
17,817	37

Women and Children 61,973 — 81 %

Female 40,853 — 53 %

Elderly (60+) 2,354 — 3 %

Youth (15-24) 20,105 — 26 %

Main Hosting Locations

Zone	HHs	Individuals
Zone 1	8,201	34,157
Zone 2	5,157	26,030
Zone 3	3,631	14,345
Zone 4	824	2,392
Ranch 1	2	2

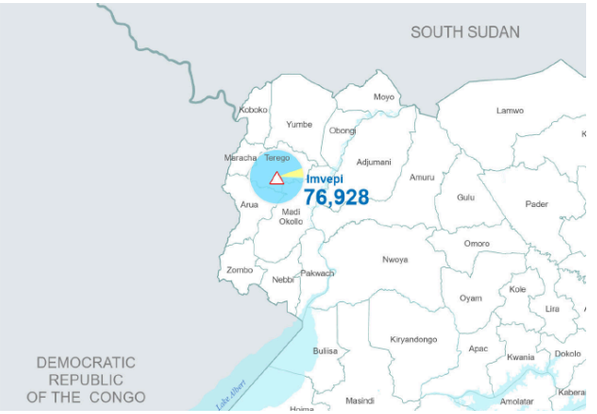

Main Countries of Origin

	Total
South Sudan	72,262
DR Congo	4,021
Sudan	642
Ethiopia	1
Rwanda	1
United Republic of Tanzania	1

Age & Gender Breakdown

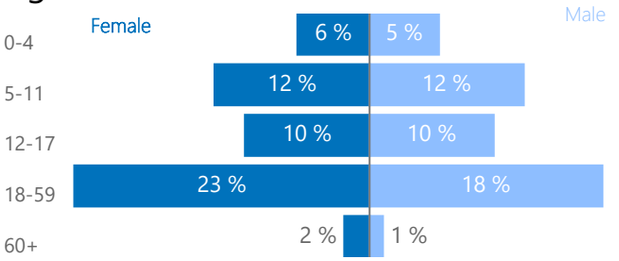

New Registration by Month

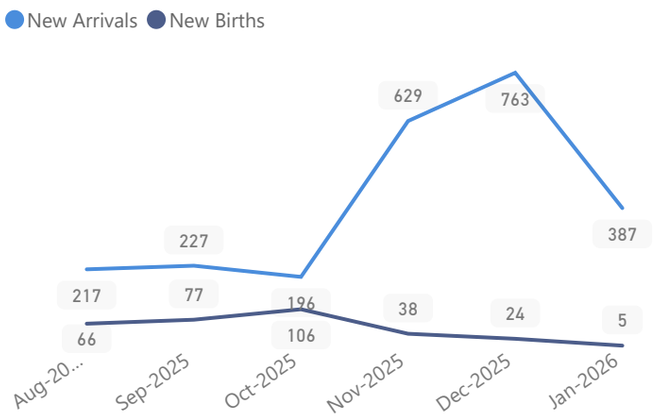

Main Occupations

18% Have occupation

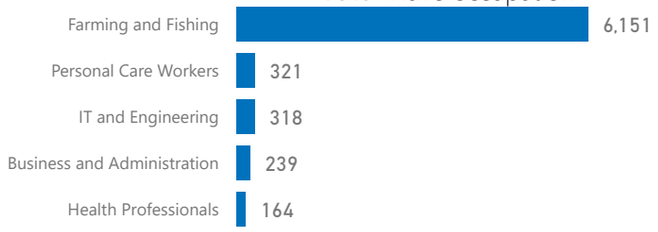

* Age is between 18 - 59 years for Occupation

Main Specific Needs

6,834 4,145

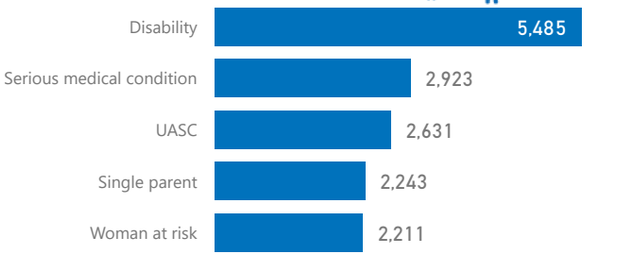

UGANDA- POPULATION DASHBOARD

ANNEX III - SETTLEMENT PROFILES 31-Jan-2026

Kampala

Total Population	Total Refugees
157,508	129,861
Total Households	Total Asylum-Seekers
95,041	27,647

Women and Children 92,797

59 %

Elderly (60+) 2,622

2 %

Female 71,068

45 %

Youth (15-24) 32,526

21 %

Main Hosting Locations

Zone	HHs	Individuals
Makindye Division	46,759	77,454
Kampala Central	27,904	38,716
Rubaga Division	15,851	30,454
Kawempe Division	2,757	5,408
Nakawa	1,119	3,111

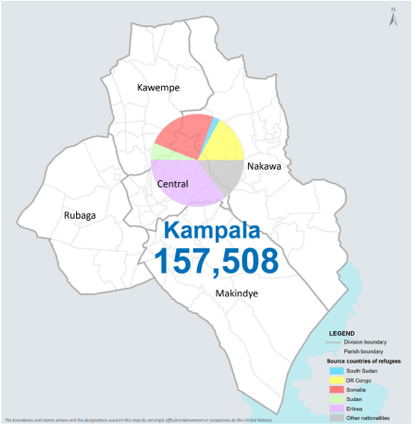

Main Countries of Origin

	Total
Eritrea	55,546
Somalia	38,396
DR Congo	26,813
Ethiopia	14,470

Age & Gender Breakdown

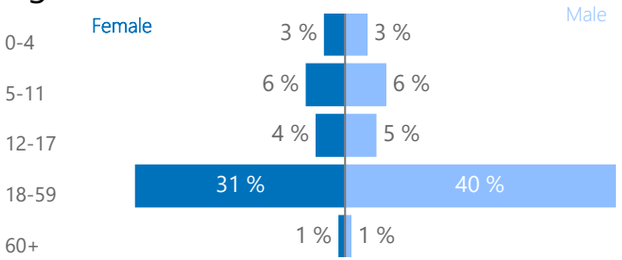

New Registration by Month

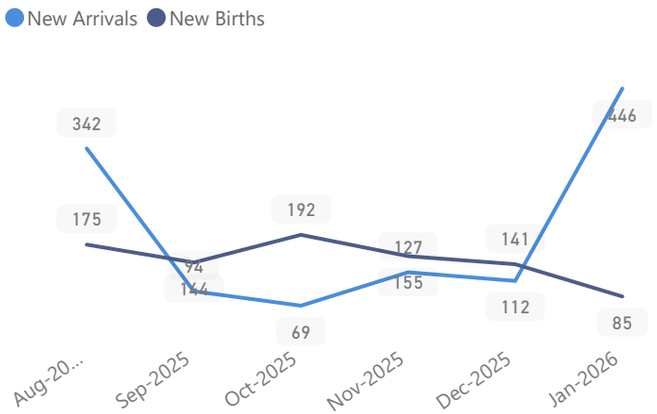

Main Occupations

4% Have occupation

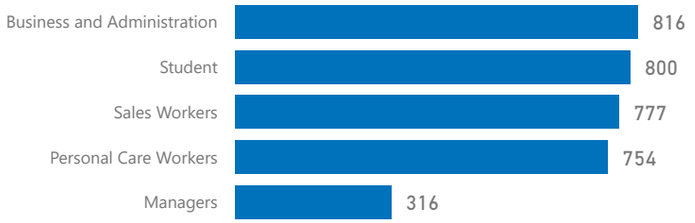

* Age is between 18 - 59 years for Occupation

Main Specific Needs

1,131 937

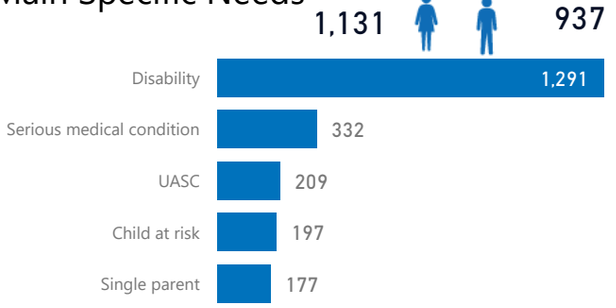

UGANDA- POPULATION DASHBOARD

ANNEX III - SETTLEMENT PROFILES 31-Jan-2026

Kiryandongo

Total Population	Total Refugees
165,775	165,712
Total Households	Total Asylum-Seekers
47,490	63

Women and Children 123,428 — 74 %

Female 84,014 — 51 %

Elderly (60+) 5,678 — 3 %

Youth (15-24) 47,169 — 28 %

Main Hosting Locations

Zone	HHs	Individuals
Ranch 1	34,573	105,843
Ranch 37	12,899	59,787

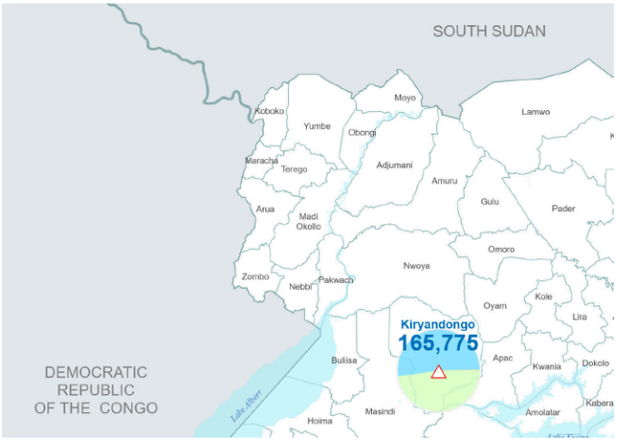

Main Countries of Origin	Total
South Sudan	86,429
Sudan	78,671
DR Congo	388
Kenya	195

Age & Gender Breakdown

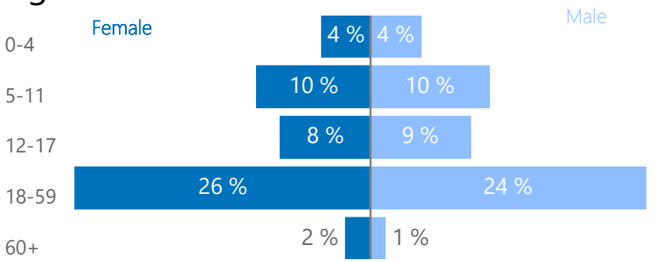

New Registration by Month

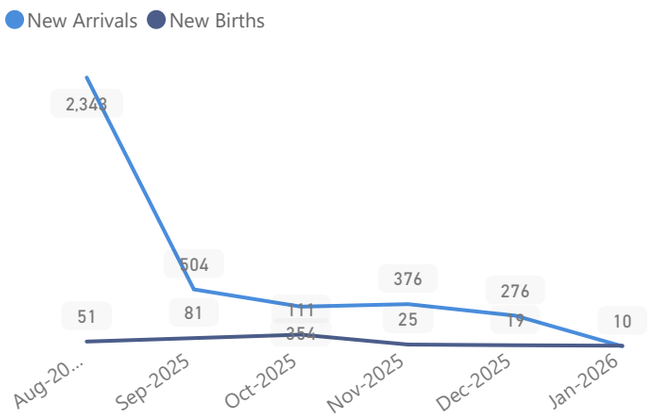

Main Occupations

8% Have occupation

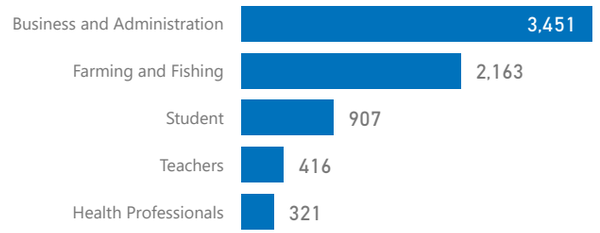

* Age is between 18 - 59 years for Occupation

Main Specific Needs

11,278 7,138

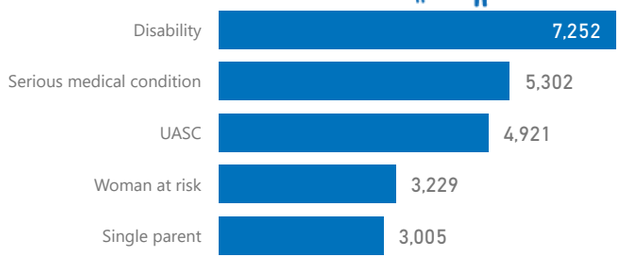

Source: Statistics - OPM (proGres)

Feedback: ugakareg@unhcr.org

Creation date: 02-Feb-2026

UGANDA- POPULATION DASHBOARD

ANNEX III - SETTLEMENT PROFILES 31-Jan-2026

Kyaka II

Total Population	Total Refugees
137,721	134,151
Total Households	Total Asylum-Seekers
35,770	3,570

Women and Children 107,834 — 78 %

Female 70,099 — 51 %

Elderly (60+) 4,050 — 3 %

Youth (15-24) 29,437 — 21 %

Main Hosting Locations

Zone	HHs	Individuals
Bwiriza	6,544	23,897
Sweswe	6,484	23,748
Byabakora	5,666	22,845
Mukondo	4,800	19,386
Itambabiniga	4,705	17,828

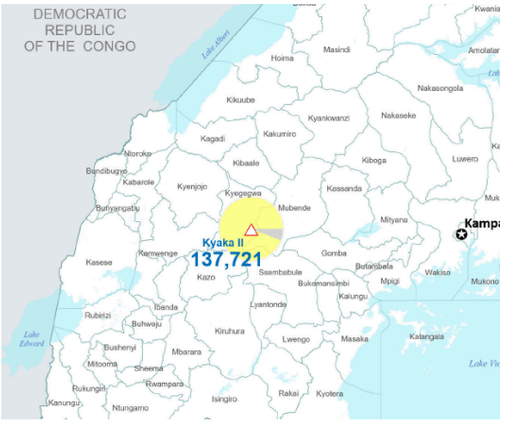

Main Countries of Origin

	Total
DR Congo	129,575
Rwanda	4,387
Burundi	3,636
South Sudan	54

Age & Gender Breakdown

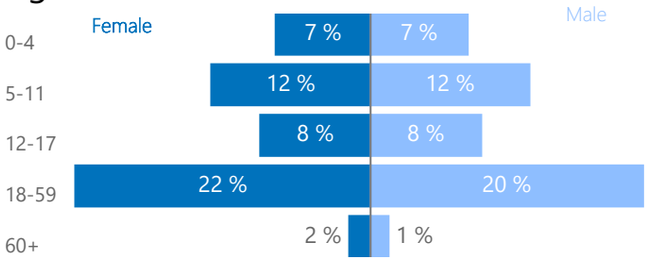

New Registration by Month

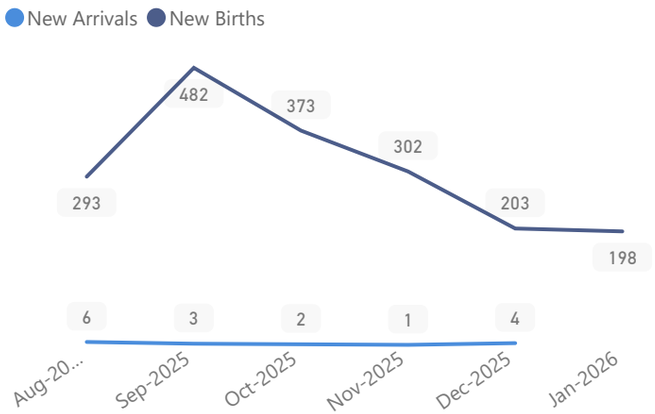

Main Occupations

18% Have occupation

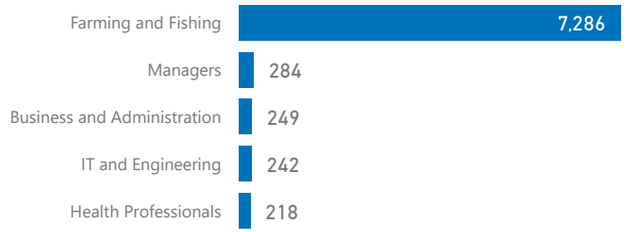

* Age is between 18 - 59 years for Occupation

Main Specific Needs

22,984 — 15,509

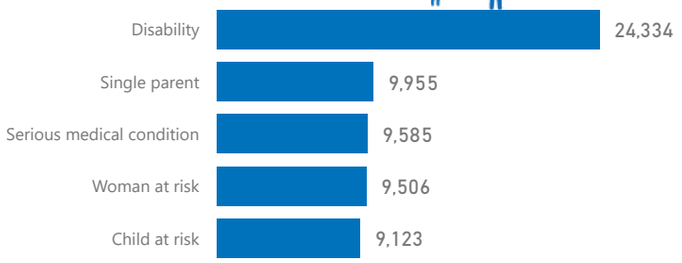

UGANDA- POPULATION DASHBOARD

ANNEX III - SETTLEMENT PROFILES 31-Jan-2026

Lobule

Total Population	Total Refugees
6,457	6,457
Total Households	Total Asylum-Seekers
975	0

Women and Children 5,168 — 80 %

Female 3,388 — 52 %

Elderly (60+) 223 — 3 %

Youth (15-24) 2,026 — 31 %

Main Hosting Locations

Zone	HHs	Individuals
Zone B	503	3,406
Zone A	472	3,051

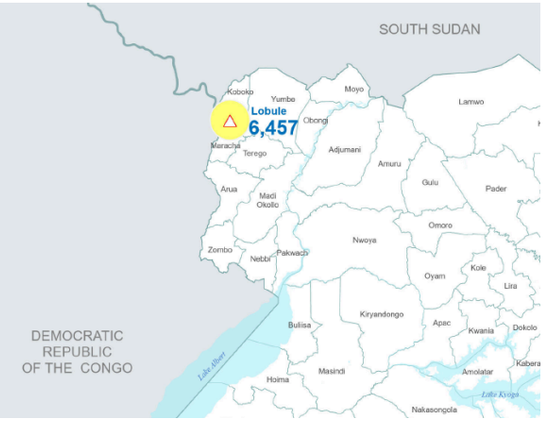

Main Countries of Origin

	Total
DR Congo	6,440
South Sudan	17

Age & Gender Breakdown

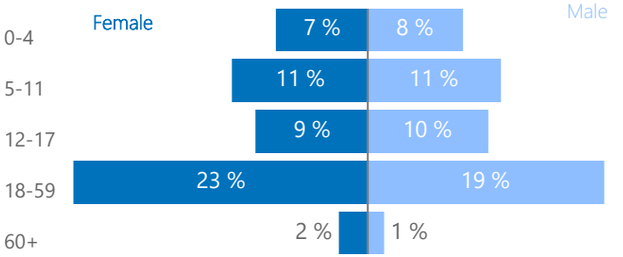

New Registration by Month

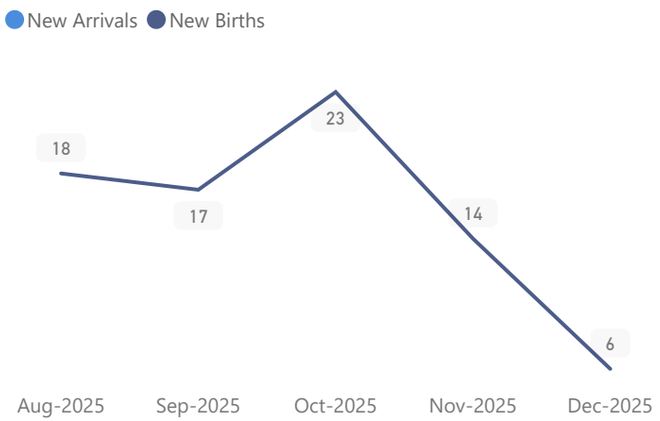

Main Occupations

28% Have occupation

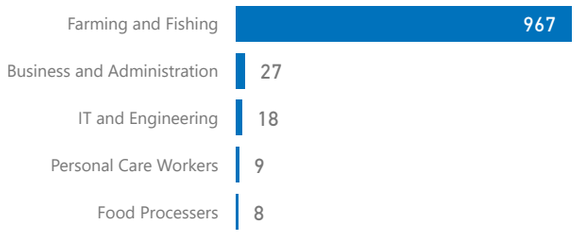

* Age is between 18 - 59 years for Occupation

Main Specific Needs

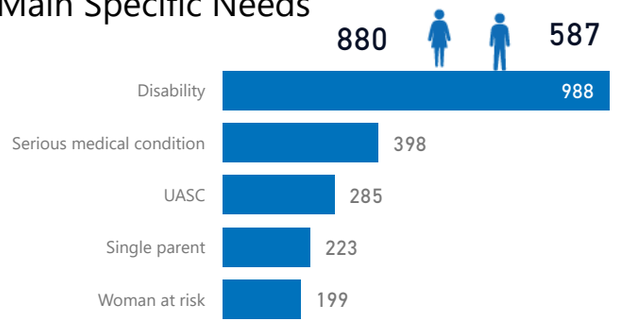

UGANDA- POPULATION DASHBOARD

ANNEX III - SETTLEMENT PROFILES 31-Jan-2026

Kyangwali

Total Population	Total Refugees
155,336	154,936
Total Households	**Total Asylum-Seekers**
46,438	400

Women and Children 124,687 — 80 %

Female 82,359 — 53 %

Elderly (60+) 5,609 — 4 %

Youth (15-24) 31,019 — 20 %

Main Hosting Locations

Zone	HHs	Individuals
Bukinda	5,462	11,900
Kyebitaka	2,878	11,883
Mombasa	2,023	7,898
Mukunyu A	2,784	7,792
Kagoma	2,268	7,781
Kentomi	2,408	7,492
Waibuga	2,184	7,460
Karuhinda	2,236	7,415
Malumba	1,928	6,542
Nyabitete	1,786	6,309

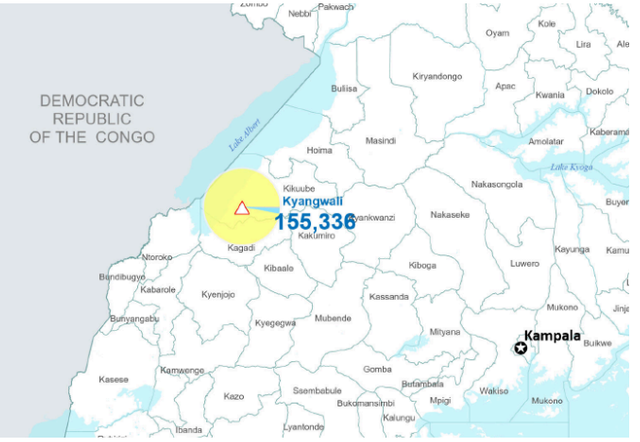

Main Countries of Origin

	Total
DR Congo	150,824
South Sudan	3,728
Rwanda	630
Burundi	132

Age & Gender Breakdown

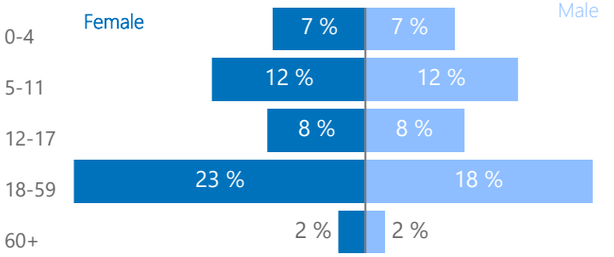

New Registration by Month

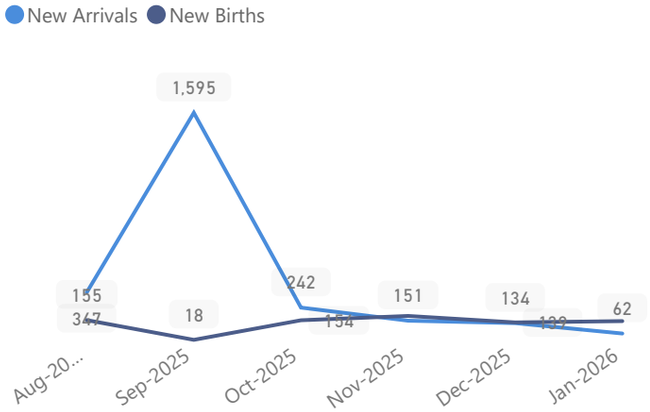

Main Occupations

36% Have occupation

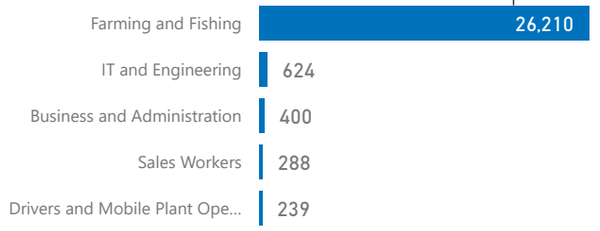

* Age is between 18 - 59 years for Occupation

Main Specific Needs

23,009 — 11,552

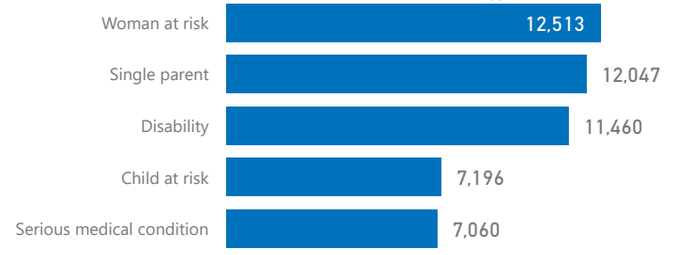

UGANDA- POPULATION DASHBOARD

ANNEX III - SETTLEMENT PROFILES 31-Jan-2026

Nakivale

Total Population	Total Refugees
276,078	273,104
Total Households	Total Asylum-Seekers
104,188	2,974

Women and Children 203,618 — 74 %

Female 138,500 — 50 %

Elderly (60+) 7,826 — 3 %

Youth (15-24) 65,939 — 24 %

Main Hosting Locations

Zone	HHs	Individuals
Rubondo	38,736	105,957
Juru	47,426	99,406
Base Camp	17,367	69,314

Main Countries of Origin

	Total
DR Congo	210,840
Burundi	35,294
Rwanda	15,733
Somalia	11,534

Age & Gender Breakdown

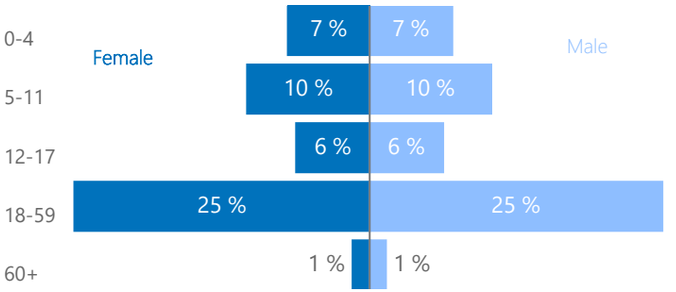

New Registration by Month

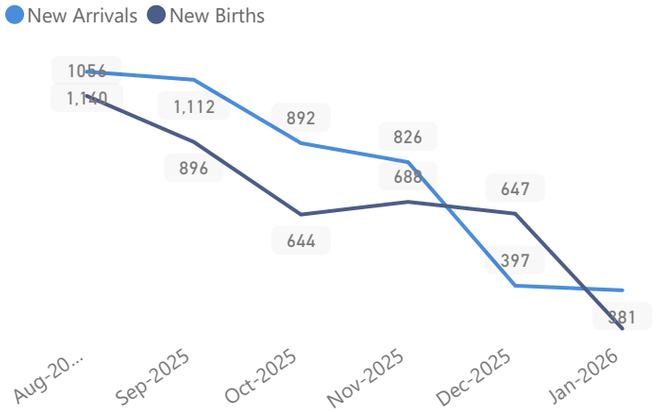

Main Occupations

14% Have occupation

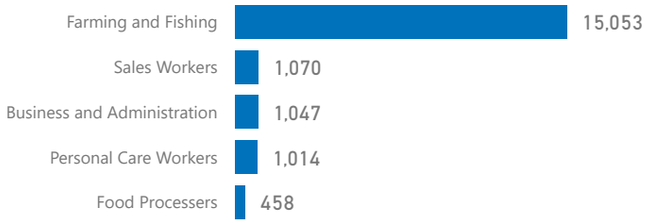

* Age is between 18 - 59 years for Occupation

Main Specific Needs

24,262 — 16,341

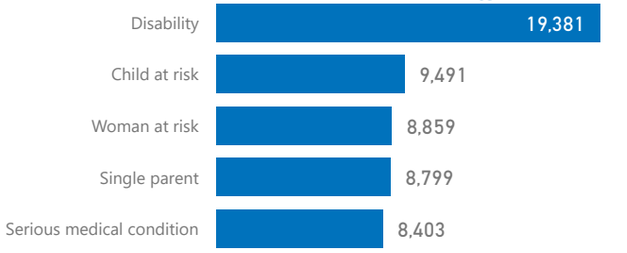

Source: Statistics - OPM (proGres)

Feedback: ugakareg@unhcr.org

Creation date: 02-Feb-2026

UGANDA- POPULATION DASHBOARD

ANNEX III - SETTLEMENT PROFILES 31-Jan-2026

Oruchinga

Total Population	Total Refugees
8,179	8,179
Total Households	Total Asylum-Seekers
1,725	0

Women and Children 6,331 — 77 %

Female 4,198 — 51 %

Elderly (60+) 307 — 4 %

Youth (15-24) 1,888 — 23 %

Main Hosting Locations

Zone	HHs	Individuals
Kifunjo	540	2,384
Michinga	428	2,104
Busheka	428	2,037

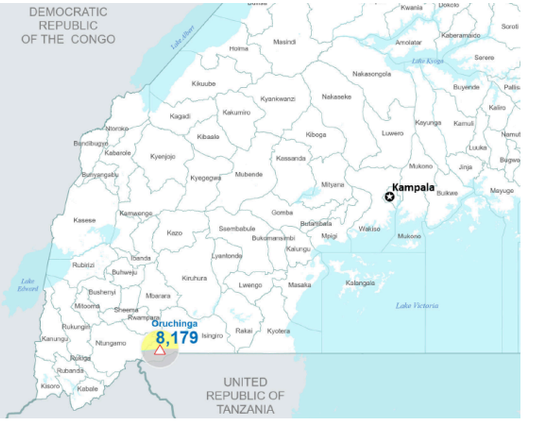

Main Countries of Origin

	Total
DR Congo	4,241
Rwanda	2,171
Burundi	1,703
South Sudan	63

Age & Gender Breakdown

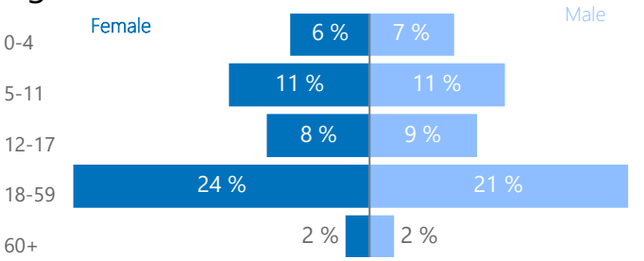

New Registration by Month

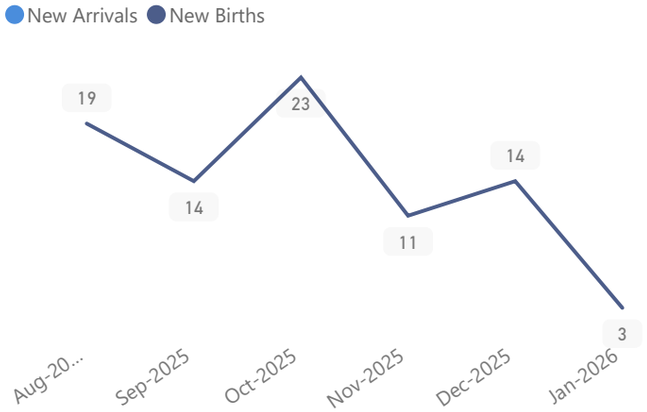

Main Occupations

31% Have occupation

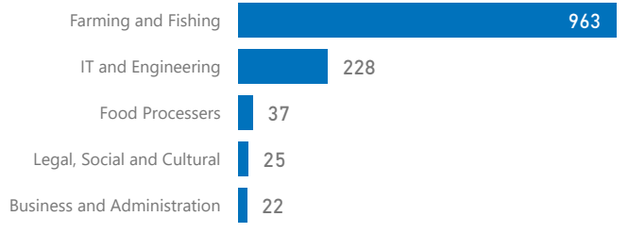

* Age is between 18 - 59 years for Occupation

Main Specific Needs

1,396 1,004

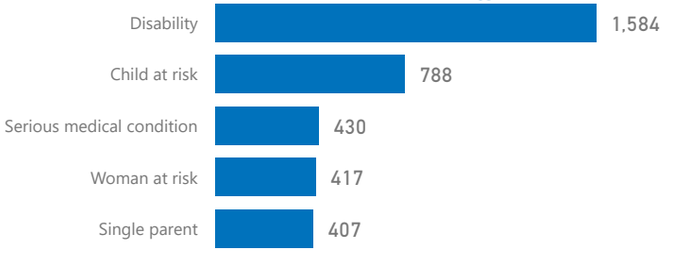

UGANDA- POPULATION DASHBOARD

ANNEX III - SETTLEMENT PROFILES 31-Jan-2026

Palabek

Total Population	Total Refugees
96,269	96,269
Total Households	Total Asylum-Seekers
20,699	0

Women and Children 78,231

81 %

Female 48,527

50 %

Elderly (60+) 1,761

2 %

Youth (15-24) 27,899

29 %

Main Hosting Locations

Zone	HHs	Individuals
Zone 6	3,788	18,575
Zone 8	4,147	16,181
Zone 5B	2,871	13,419
Zone 7	2,236	11,515
Zone 4	1,956	8,891
Zone 5A	1,428	8,151
Zone 3	1,174	6,175
Zone 9	964	4,668
Zone 1	1,048	4,460
Zone 2	1,081	4,220

Main Countries of Origin	Total
South Sudan	95,973
Sudan	245
DR Congo	51

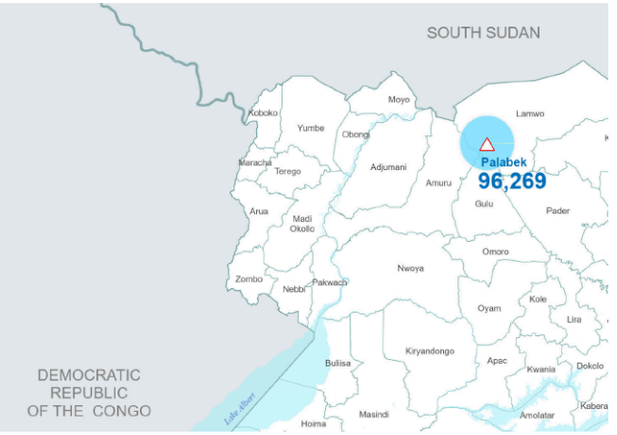

Age & Gender Breakdown

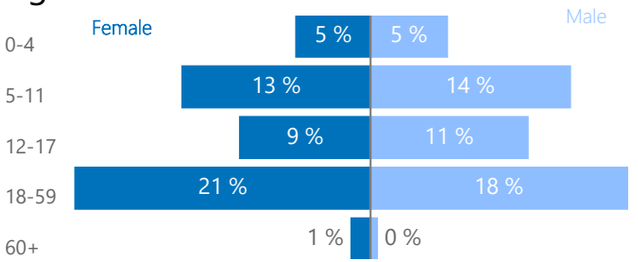

New Registration by Month

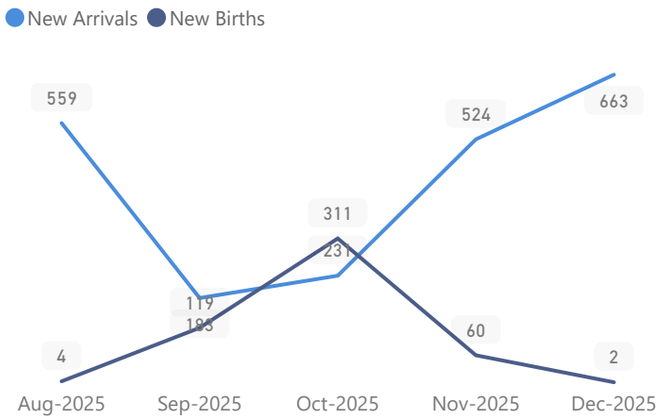

Main Occupations

13% Have occupation

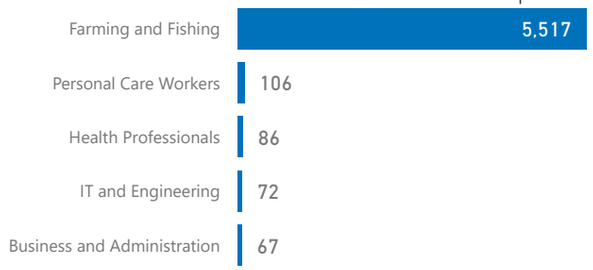

* Age is between 18 - 59 years for Occupation

Main Specific Needs

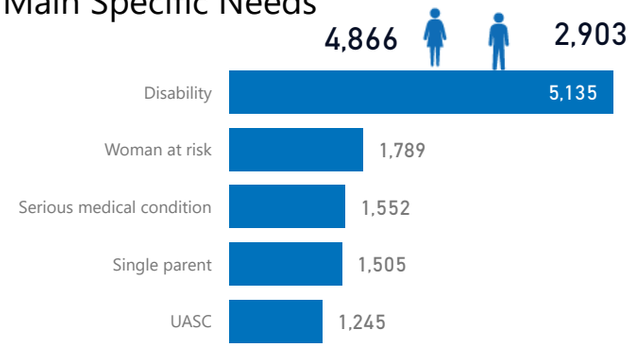

UGANDA- POPULATION DASHBOARD

ANNEX III - SETTLEMENT PROFILES 31-Jan-2026

Palorinya

Total Population	Total Refugees
142,526	142,524
Total Households	Total Asylum-Seekers
28,706	2

Women and Children 110,412 — 77 %

Female 74,871 — 53 %

Elderly (60+) 6,101 — 4 %

Youth (15-24) 39,964 — 28 %

Main Hosting Locations

Zone	HHs	Individuals
Morobi	9,553	47,921
Dongo West	5,203	25,601
Chinyi	4,356	20,054
Basecamp Ibakwe	2,757	15,577
Dongo East	3,145	15,539
Belemaling	2,115	10,654
Budri	1,575	7,170

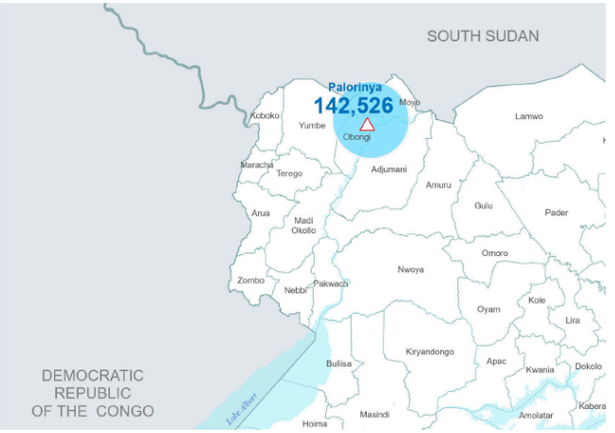

Main Countries of Origin

Main Countries of Origin	Total
South Sudan	142,429
DR Congo	54
Sudan	42
Congo, Republic of the	1

Age & Gender Breakdown

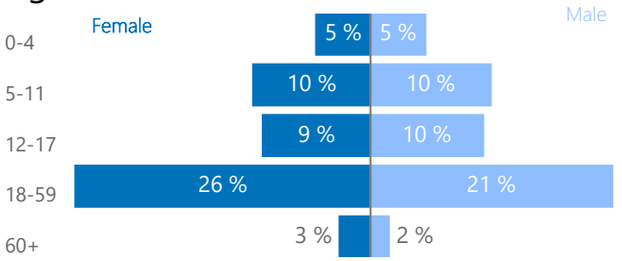

New Registration by Month

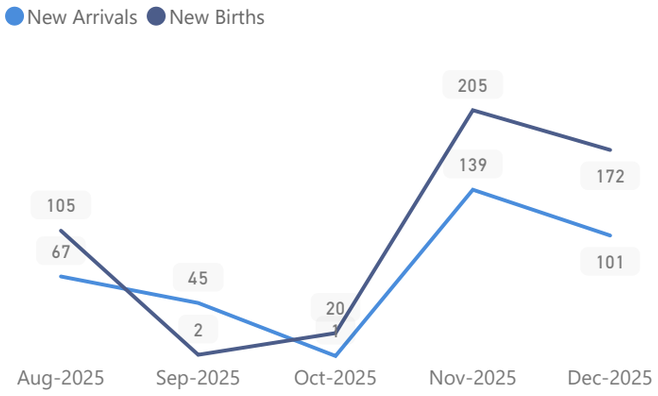

Main Occupations

12% Have occupation

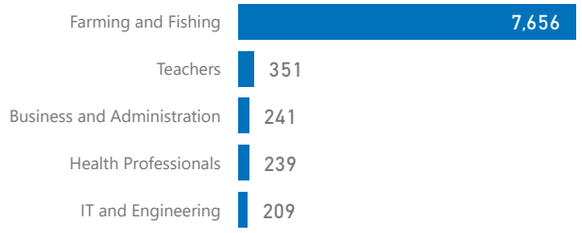

* Age is between 18 - 59 years for Occupation

Main Specific Needs

12,564 6,957

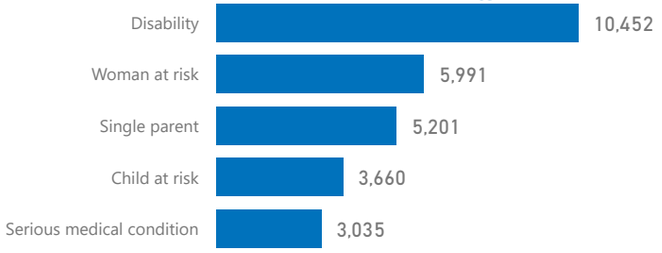

UGANDA- POPULATION DASHBOARD

ANNEX III - SETTLEMENT PROFILES 31-Jan-2026

Rhino

Total Population	Total Refugees
201,480	201,409
Total Households	Total Asylum-Seekers
40,615	71

Women and Children 160,314 — 80 %

Elderly (60+) 4,120 — 2 %

Female 102,282 — 51 %

Youth (15-24) 58,928 — 29 %

Main Hosting Locations

Zone	HHs	Individuals
Zone 7	10,346	52,412
Zone 2	8,333	33,781
Zone 3	6,975	32,279
Zone 6	4,994	27,527
Zone 1	2,382	16,175
Zone 5	1,883	14,905
Zone 4	2,483	14,774
Zone 8	3,215	9,593

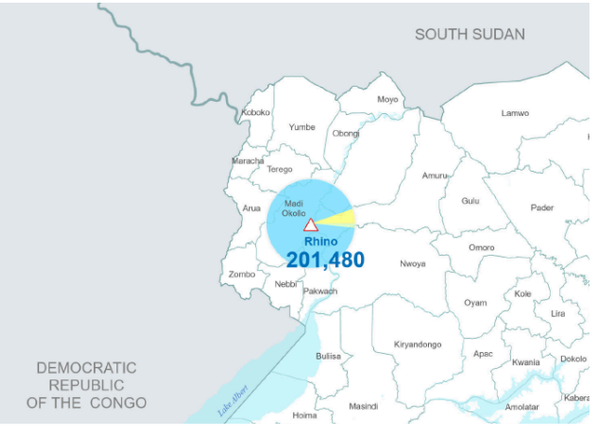

Main Countries of Origin

Main Countries of Origin	Total
South Sudan	187,682
DR Congo	10,772
Sudan	2,909
Rwanda	45

Age & Gender Breakdown

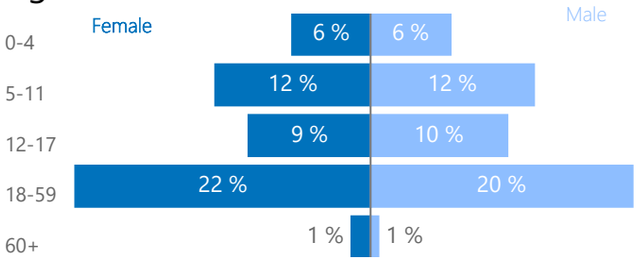

New Registration by Month

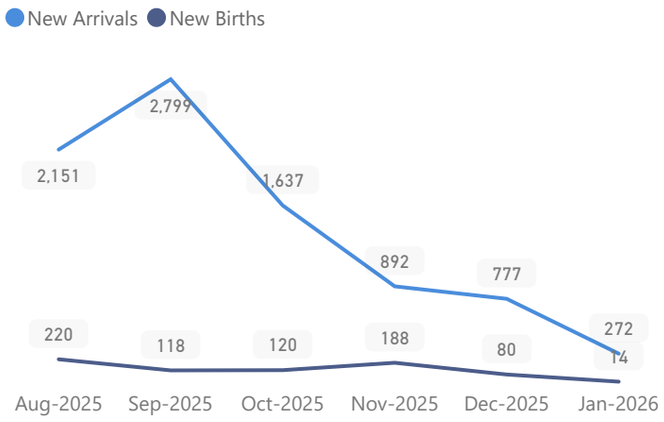

Main Occupations

6% Have occupation

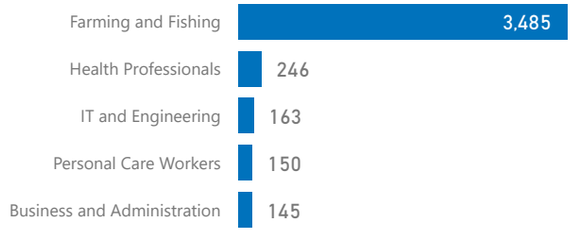

* Age is between 18 - 59 years for Occupation

Main Specific Needs

18,132 12,555

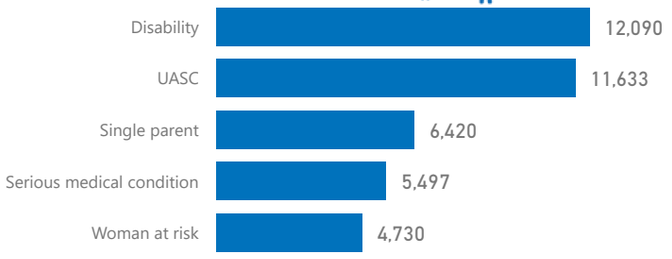

Source: Statistics - OPM (proGres)

Feedback: ugakareg@unhcr.org

Creation date: 02-Feb-2026

UGANDA- POPULATION DASHBOARD

ANNEX III - SETTLEMENT PROFILES 31-Jan-2026

Rwamwanja

Total Population	Total Refugees
106,963	106,179
Total Households	Total Asylum-Seekers
25,719	784

Women and Children 84,967

79 %

Female 54,761

51 %

Elderly (60+) 3,138

3 %

Youth (15-24) 23,469

22 %

Main Hosting Locations

Zone	HHs	Individuals
Kyempango	11,005	40,290
Kaihora	3,282	14,146
Ntenungi	2,974	11,660
Mahani	2,385	11,355
Nkoma	1,798	9,152
Base Camp	1,941	8,834
Mahiga	959	4,621
Kikuura	570	2,796
Waijagahe	431	2,247
Buguta	352	1,801

Main Countries of Origin	Total
DR Congo	106,370
Rwanda	346
South Sudan	169
Burundi	66

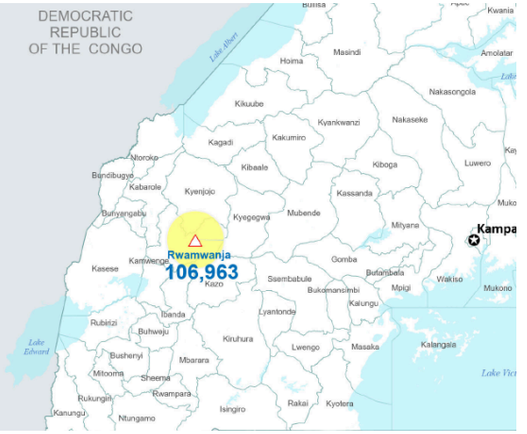

Age & Gender Breakdown

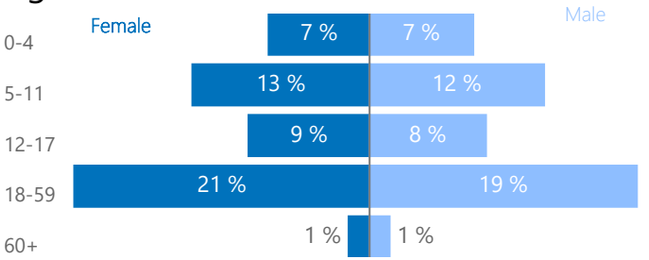

New Registration by Month

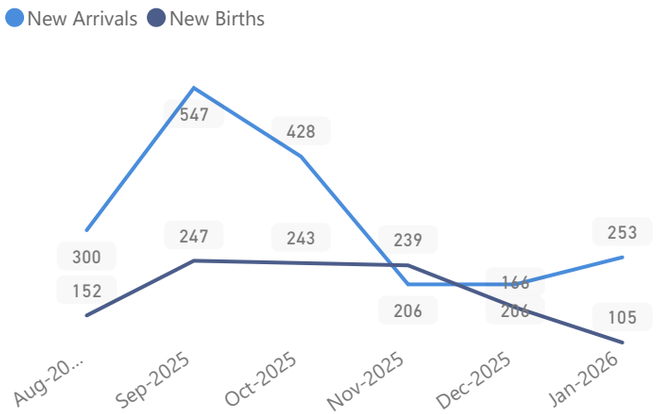

Main Occupations

40% Have occupation

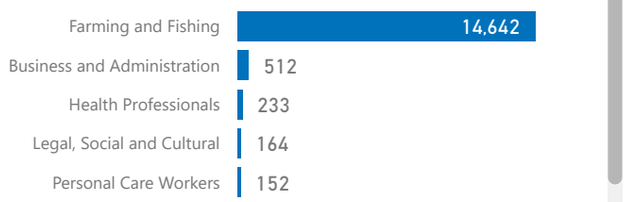

* Age is between 18 - 59 years for Occupation

Main Specific Needs
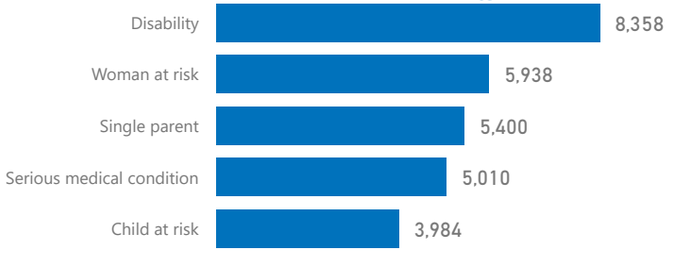
12,359 7,565