CHAD: FORCIBLY DISPLACED PERSONS

January 2025

KEY FIGURES ON FORCIBLY DISPLACED PERSONS

2, 167, 966
Total

1, 508, 256
Refugees

9, 360
Asylum seekers

225, 689
Internally displaced persons (Lake)

424, 661*
Returned migrants

Others keys figures

17, 789
Cameroonian refugees assisted for voluntary repatriation

910, 740
New arrivals from Sudan since April 2023

** Returned migrants at risk of statelessness from: Niger, CAR, and Sudan.*

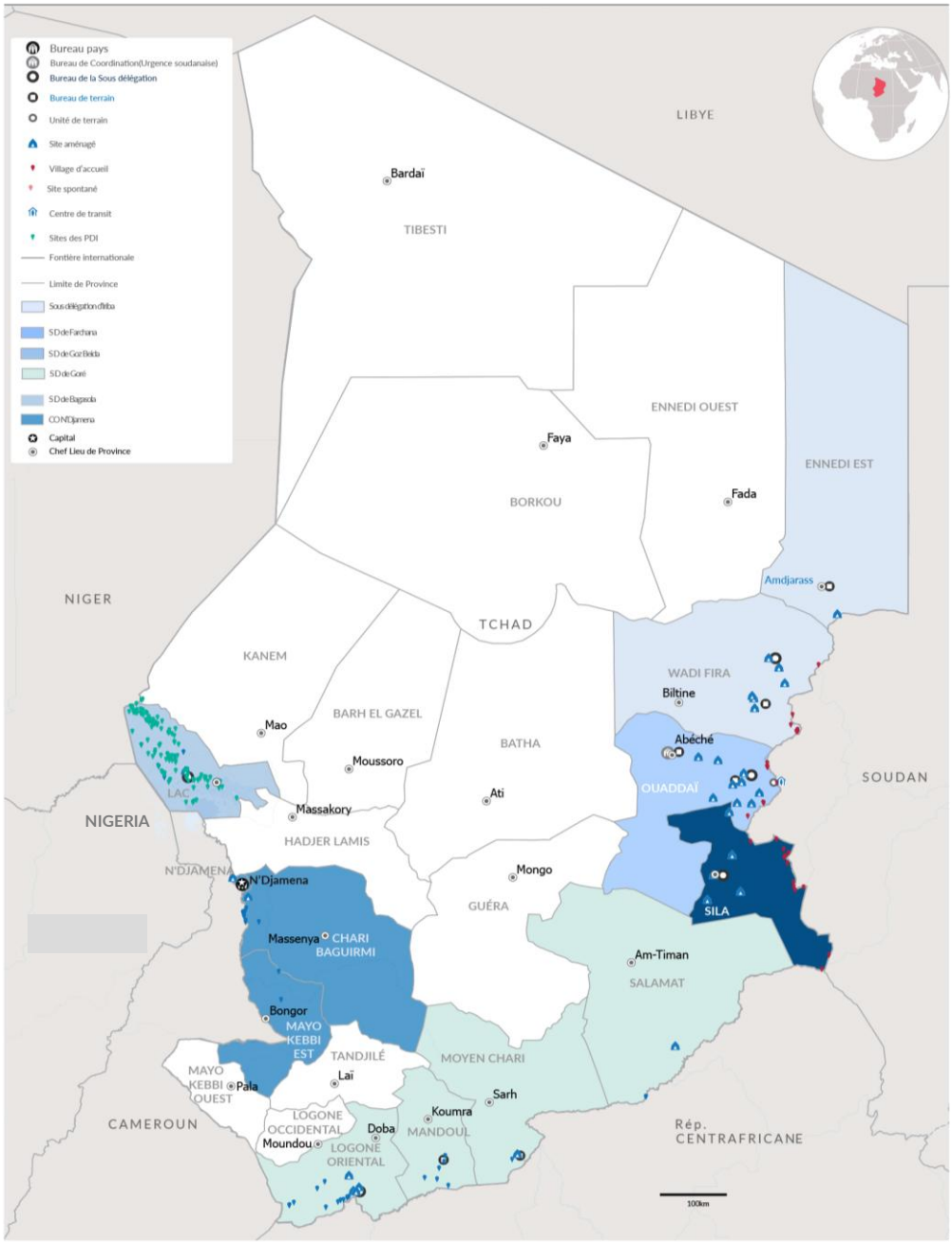

REFUGEES AND ASYLUM SEEKERS

Age Cohort

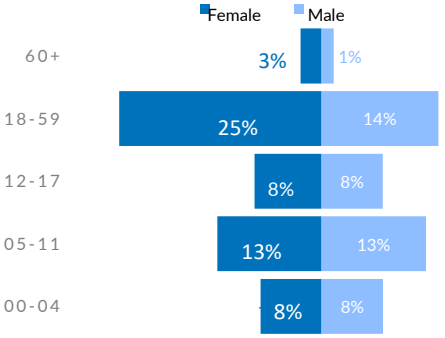

By Country of Origin

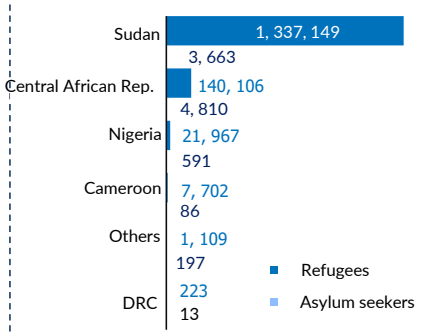

By Sub Office

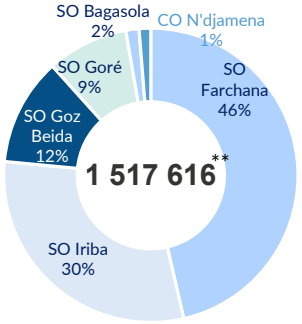

*** Population réfugié et demandeurs d'asile*

57% of the population of refugees and asylum seekers in Chad are children.

54% of the female population are of childbearing age (13-49 years).

67% of the population of refugees and asylum seekers in Chad live in planned sites.

20% of the population of people with specific needs are people living with disabilities.

88% of the population of refugee and asylum-seeking children in Chad are of school age.

2,476 Refugee candidates will sit for the written baccalaureate exams during the June 2025 session

Contact : UNHCR Chad Dima| chdndata@unhcr.org

Sources : CNARR, UNHCR, Cluster CCCM, OIM-DTM

CHAD: FORCIBLY DISPLACED PERSONS

January 2026

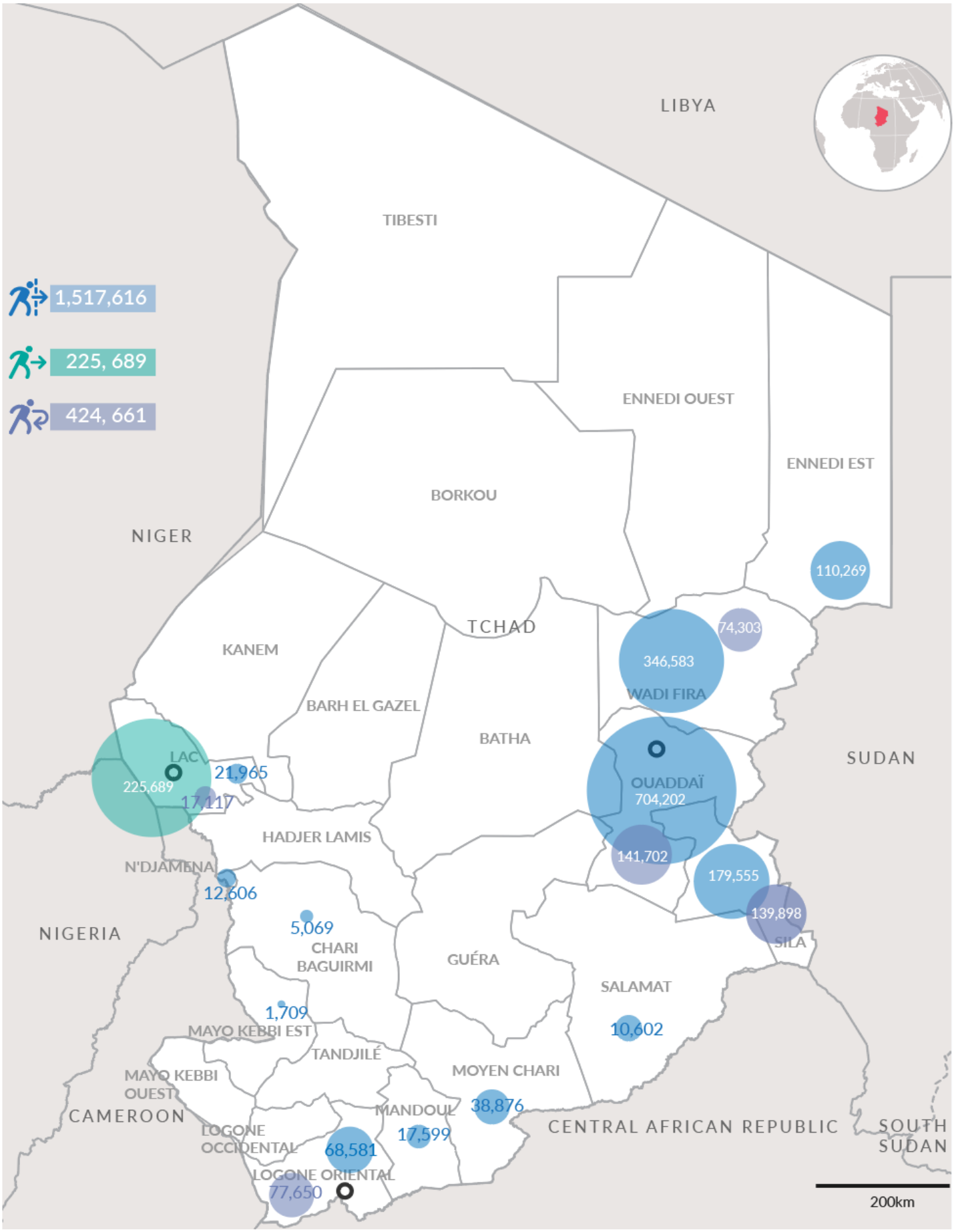

The boundaries and names shown and the designations used on this map do not imply official endorsement or acceptance by the United Nations.

CHAD: REFUGEES AND ASYLUM SEEKERS

January 2026

1, 517, 616
INDIVIDUALS

372, 494
HOUSEHOLDS

By Province

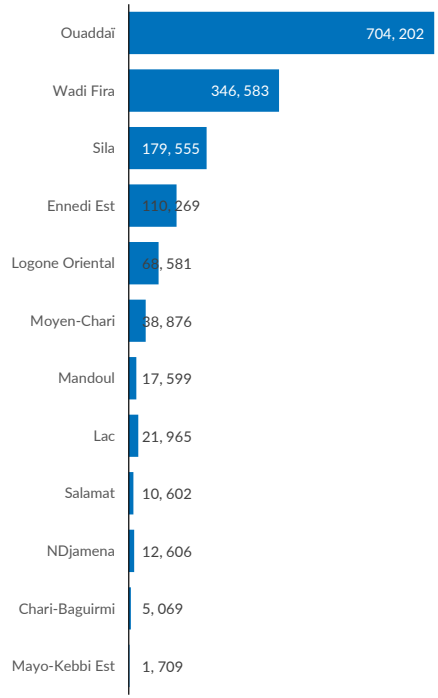

SO Bagasola	
21, 965	
Dar es Salam*	18, 468
Bol	1, 684
NGouboua	511
Kiskawa	616
Liwa	349
Tchoukoutalia	184
Autres	153

BO N'Djamena	
19, 384	
N'Djaména	12, 606
Mayo-Kebbi Est	1, 709
Chari-Baguirmi	5, 069

SO Gore	
135, 658	
Belom*	25, 956
Villages Moy. Chari	12, 920
Villages Logone Or.	15, 542
Dosseye*	15, 464
Doholo*	14, 616
Amboko*	12, 030
Gondjé*	10, 929
Villages Moïssala	17, 599
Moyo*	8, 560
Villages Daha 1 & 2	2, 042

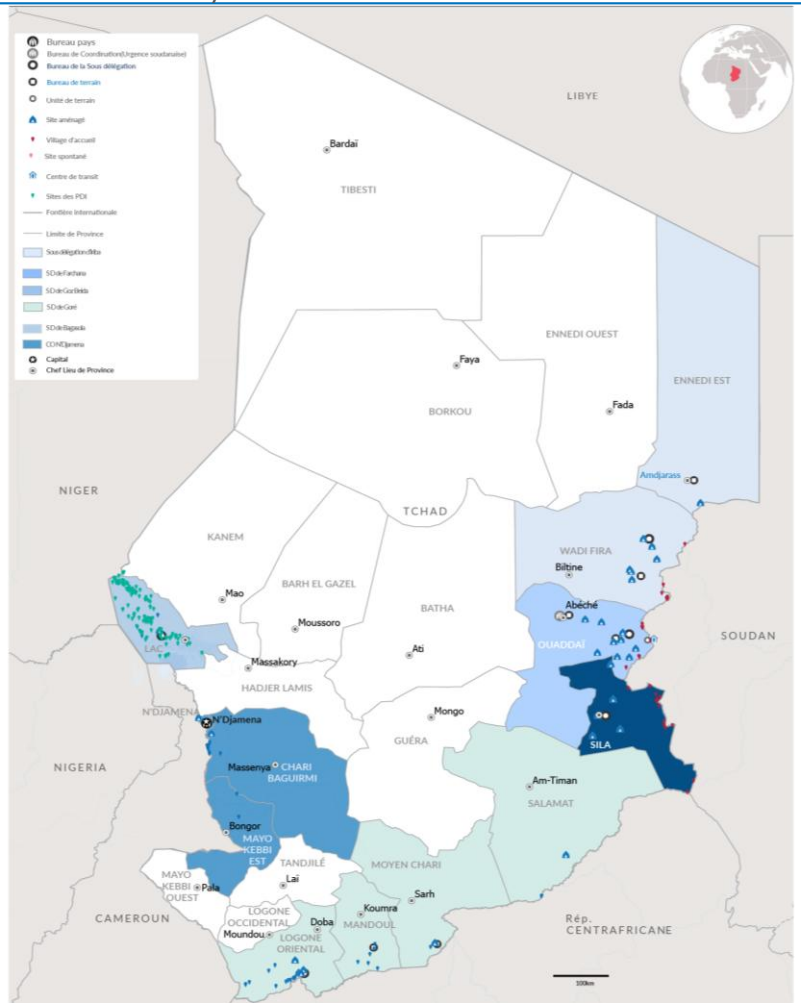

Abeche Coordination Office	
1, 340, 609	
SO Iriba	
456, 852	
Touloum*	64, 223
Am Nabak*	33, 811
Iridimi*	42, 151
Goudrane	49,732
Frontières	11,332
FO Amdjarass	
110, 269	
Oure Cassoni*	110, 269
FO Guéréda	
145, 334	
Mile*	62, 107
Kounoungou*	28, 840
Koursigue*	13, 127
Marasabre	35, 297
Birak	2, 761
Koulbous	3, 202

SO Farchana	
704202	
Farchana*	56, 348
Aboutengué*	48, 851
Metche*	43, 305
Gaga*	40, 751
Adre	235, 168
Border(Ouaddaï)	26, 934
FO Abeche	
34, 448	
Kouchaguine- M.*	25, 050
Abéché et Abougoudam	9, 398
FO Hadjer Hadid	
218, 397	
Bredjing*	57, 590
Alacha*	53, 166
Treguine*	31, 560
Arkoum*	56, 644
Dougui*	19, 437

SO Goz Beida	
179, 555	
Goz Amir*	46, 323
Zabout*	55, 420
Djabal*	38, 694
Kerfi	11, 914
Border(Sila)	27, 204

Principales nationalités(Ref. & ASY)

1, 340, 812
SUDANESE
Essentially located in the 21 planned sites and 1 reception village in the East and in urban areas.

144, 916
CENTRAL AFRICANS
Located in the six camps, sites, and ho villages in the South and in urban areas.

22, 558
NIGERIANS
Primarily located in the Dar Es Salam camp and host villages in the Lake Province as well as in urban areas.

7, 788
CAMEROONIANS
Mainly composed of populations who fled intercommunal clashes in the Logone and Chari department in Cameroon. They are located in the two camps around N'Djamena and on the banks of the Logone River.

1, 542
OTHER NATIONALITIES
Outside the major nationalities, there are individuals of various origins: Algeria, Benin, Burkina Faso, Burundi, Côte d'Ivoire, Republic of the Congo, Egypt, Eritrea, Ethiopia, Gabon, Libya, Mali, Islamic Republic of Iran, Rwanda, Senegal, Somalia, South Sudan, Palestine, Yemen.

KEY FIGURES ON THE SUDANESE CRISIS

910, 740
New arrivals from Sudan 2023.

409, 819
Sudanese refugees in Chad before the 2023 crisis.

* Planned site

Sources : CNARR/UNHCR

Feedback: DIMA| chdndata@unhcr.org