# RWANDA- POPULATION DASHBOARD
## Overview of Refugees and Asylum-seekers

As of 31 December 2025

## Key Facts

**Individuals** 137,565

**Households** 36,348

**Refugees** 115,802

**Asylum Seekers** 15,257

**Others of Concern** 6,506

### Top Countries of Origin

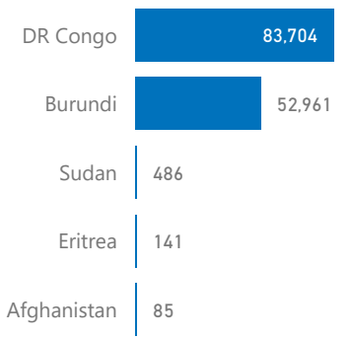


### Top Refugee Population

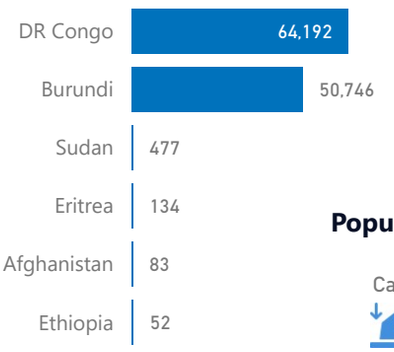


### Top Asy. Seeker Population

### Population Distribution

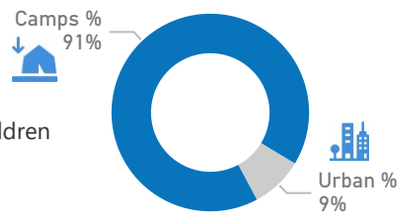


| Elderly | Under 18 | Under 12 | Youth (15-24) | Female | Women & Children |
|---|---|---|---|---|---|
| 5% | 47% | 33% | 21% | 51% | 75% |
| 6,642 | 64,977 | 45,957 | 28,698 | 69,979 | 102,667 |

### Population by Locations

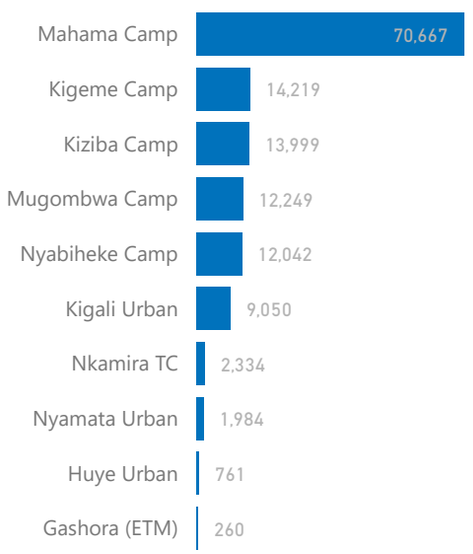


### Main Population Groups

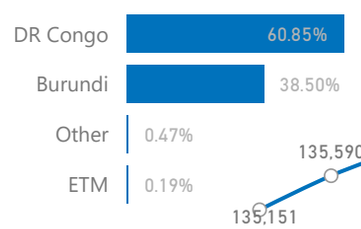


### Monthly Population Trend | Jan 2025 - Dec 2025

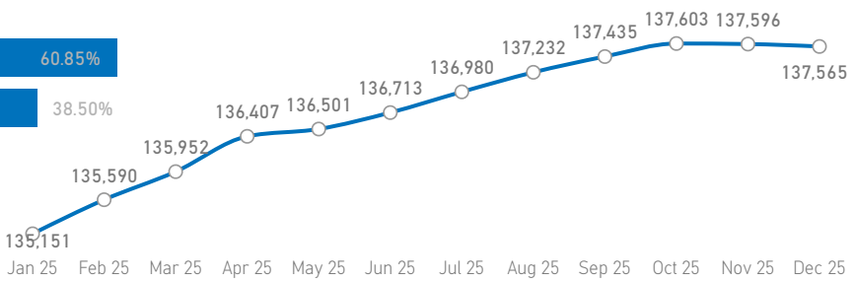


### Monthly Trend of New Registrations

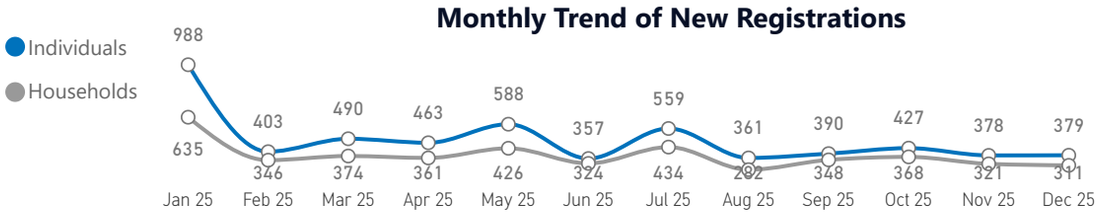


In December 2025, 28 Congolese new arrivals were received in Nkamira TC. In total, the registration of 31 new arrivals is still pending.

### Top 7 Specific Needs

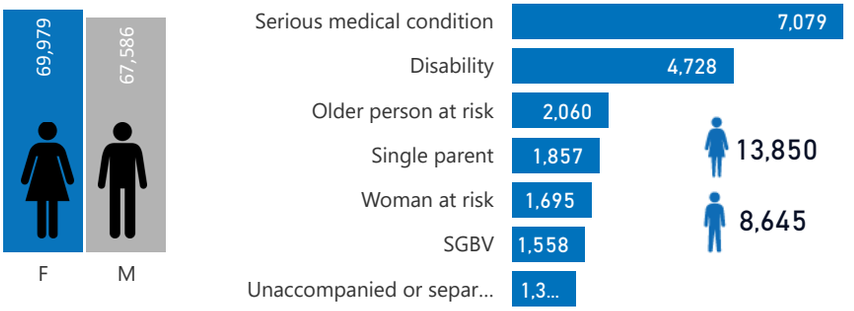


### Age & Gender Breakdown

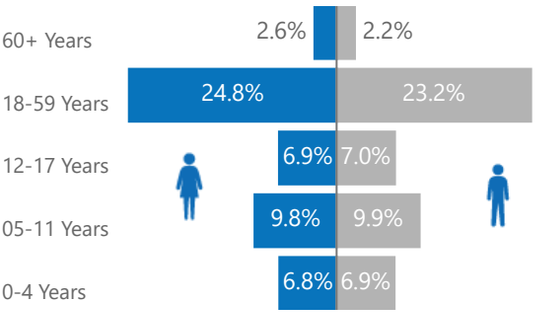


The total population of 137,565 includes 115,802 refugees, 15,226 registered asylum seekers, 31 non-registered asylum seekers, and 6,506 Others of concern. Since the start of 2025, 5,795 individuals (including 3,653 new births and 1,861 new arrivals) have been registered in Rwanda. Among them, 24% are new arrivals from DR Congo, 2% from Burundi and 5% from Sudan; 69% remaining are mainly new births and In-Situ registration. There was a decrease of 31 individuals in the population compared to last month, resulting from resettlement departures.

Source: UNHCR Rwanda Registration Team / ProGres

Created date: 31 December 2025

# Rwanda- POPULATION DASHBOARD
## Overview of Refugees and Asylum-seekers

As of 31 December 2025

### Population Distribution by Location in RWANDA

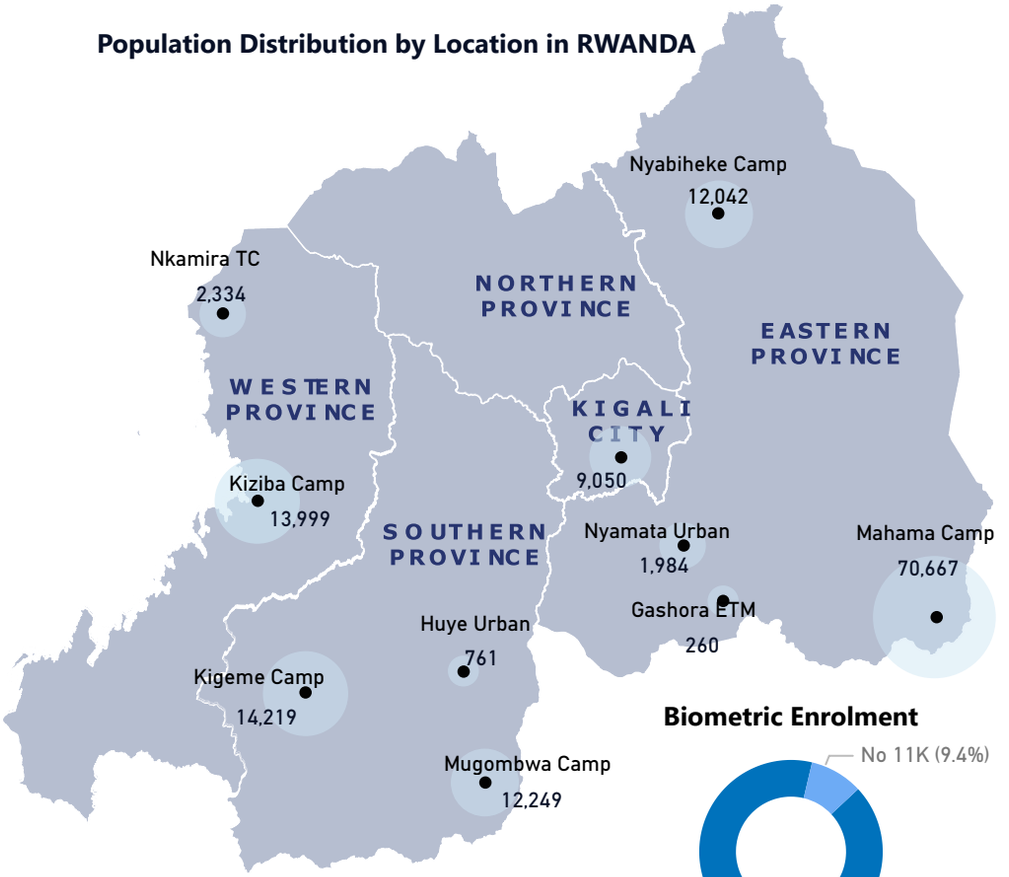


### ETM Population by Countries of Origin

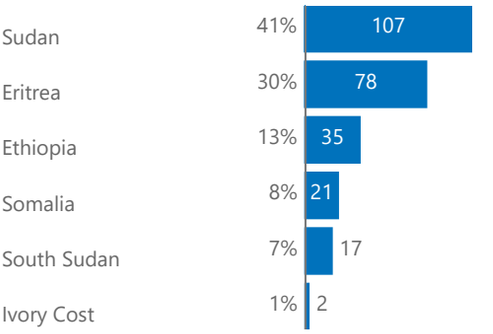


| Location | Registration Groups |
|---|---|
| Bugesera Reception Center | 169 |
| Huye Urban | 355 |
| Kigali Urban | 4,768 |
| Kigeme Camp | 2,535 |
| Kiziba Camp | 2,934 |
| Mahama Camp | 18,405 |
| Mugombwa Camp | 2,308 |
| Nkamira | 1,314 |
| Nyabiheke Camp | 2,440 |
| Nyamata Urban | 1,120 |
| **Total** | **36,348** |

### Biometric Enrolment

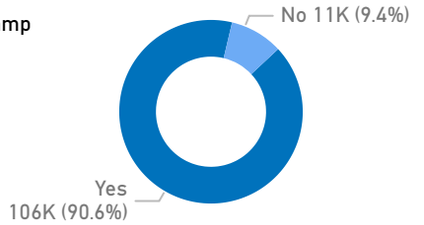


### Vulnerability Groups | Access to Food and Cash Assistance

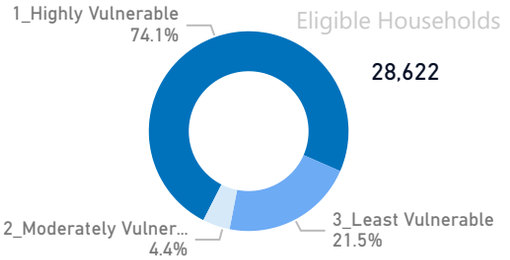


### Monthly Trend of New Arrivals YTD | Nkamira TC

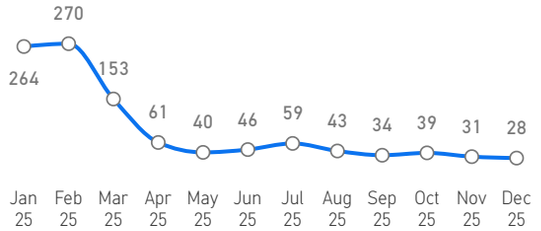


### Top Occupations

### Top Levels of Education

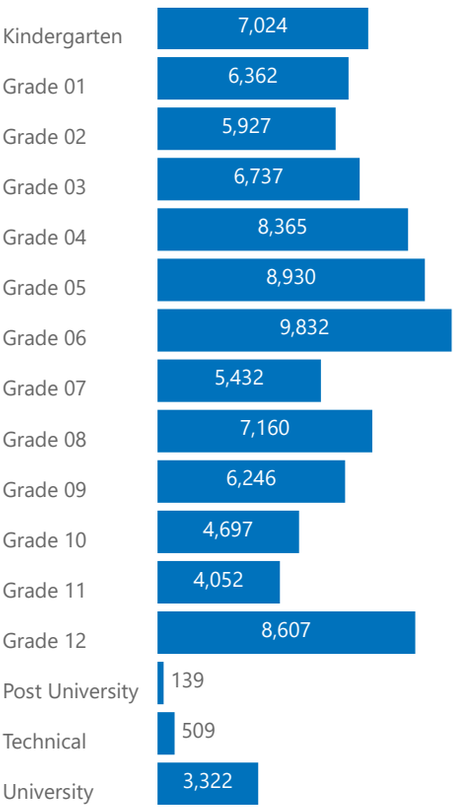


Source: UNHCR Rwanda Registration Team / ProGres

Created date: 31 December 2025