



# Cash and Voucher Assistance Dashboard

Q4 2025

## Uganda Refugee Response Plan (RRP) 2024-2025

January - December 2025

### Overview



Cash and Voucher Assistance (CVA) in Uganda's refugee response continues to serve as a primary modality for delivering life-saving assistance while supporting financial inclusion pathways for displaced populations. In 2025, CVA implementation operated within a significantly constrained funding environment. Despite this, digital delivery mechanisms remained central to assistance provision, reinforcing efficiency, accountability, and market functionality. CVA enables timely and discreet assistance, reduces delivery costs, and offers recipients greater choice while boosting local markets.

### Results Analysis and Achievements in 2025:

From 2024 to 2025, CVA delivery declined significantly, with the number of supported refugee households decreasing from 317,292 to 209,307. The total value of assistance disbursed also reduced, from UGX 186.88 billion to UGX 171.6 billion, while the refugee population increased by 9.6% from end 2024 to end 2025. By sector, UGX 108 billion was distributed to food security, UGX 38 billion to multipurpose cash (MPC), UGX 19 billion to livelihoods, UGX 3 billion to education, and UGX 2 billion combined with health, shelter, WASH, protection, and other sectors. On a more positive note, this reduction was partially offset by an expansion of MPC for new arrivals, reflecting the scale up of cash assistance to new arrivals. By 2025, MPC for new arrivals was active in all settlements receiving new arrivals, representing an increase from five settlements in 2024 to eight in 2025. However, transfer values were reduced/partially converted to in-kind to ensure continuity of support for new arrivals. Moreover, sectoral cash also recorded a slight increase in terms of amount delivered and number of people reached. Cash for Livelihoods rose from 2024 by 83%, driven by the provision of large cash grants to 4,850 households.

Despite an overall reduction in assisted beneficiaries and an increased reliance on in-kind support, digital delivery remains a shared priority across CWG members as demonstrated by its expanded use by implementing partners: 46% of assistance was delivered via mobile money, 33% via bank accounts, and 22% through direct cash. For MPC, 91% was delivered via mobile money, 4% via bank accounts, and 3% as direct cash. This represents a 5% increase in mobile money and a 3% increase in direct cash compared to 2024, while delivery through bank accounts decreased by 9%. Digital channels continue to strengthen CVA as a pathway to financial inclusion, supported in some cases by mobile phone distribution and financial literacy training.

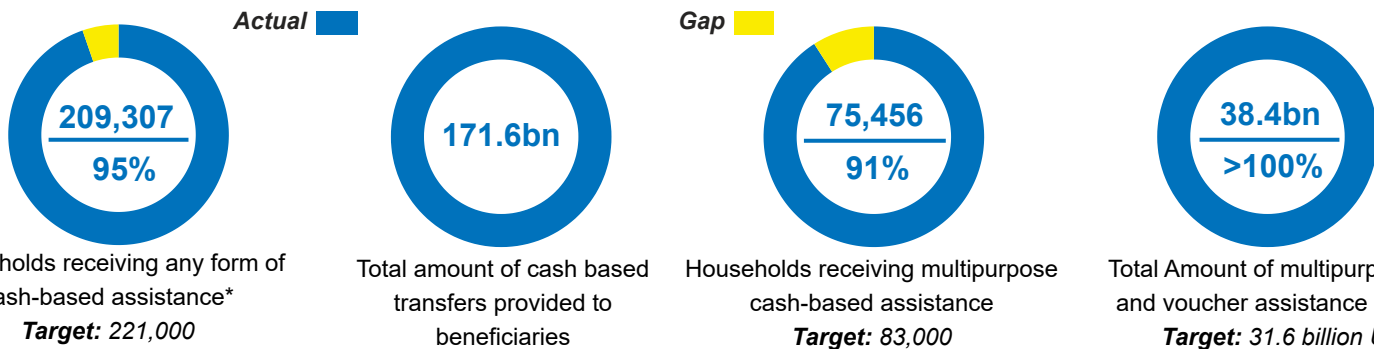
### The Key Challenges/ Opportunities in 2025:

- Severe funding constraints reduced CVA volumes and undermined progress in expanding cash assistance.
- In addition to funding shortfalls, Inconsistent beneficiary reporting across cash actors characterized by variations in reporting and frequency continued to limit coordination, resulting in duplicated or mismatched assistance and reducing the efficient use of limited resources.

### The Sector Priorities for 2026:

- To review and adopt a new three-year strategy aligned with evolving funding realities.
- Strengthen engagement with financial service providers in refugee-hosting areas.
- Enhance harmonization of cash interventions through improved sub-national coordination, updated tools (Minimum Expenditure Basket and CWG PDM framework), and clearer guidance on sector-specific CVA, targeting, and reporting.
- Links with the Livelihoods Working Group will be strengthened to leverage CVA as a foundation for financial inclusion and promote broader engagement of financial service providers beyond CVA delivery.

### Key Indicators



It is important to note that the figures presented on the dashboard reflect beneficiaries from Phases 2 and 3 of the Uganda Cash Consortium (UCC) programme cycles as they do not align with the calendar years.

Achievements data: ActivityInfo

Author: UNHCR Representation in Uganda

Feedback: [ugakaimug@unhcr.org](mailto:ugakaimug@unhcr.org)

For more info: <https://data.unhcr.org/en/country/uga>

Sectors contacts: Matilda Jerneck  
jerneck@unhcr.org  
+256770532244

Stephen Adeun  
adeun@unhcr.org  
+256771898932

Published: March 2026

Note: indicators marked with \* add up multiple forms of cash and voucher assistance including general food assistance, MPCT and sector specific cash



# Cash and Voucher Assistance Dashboard

Q4 2025

## Uganda Refugee Response Plan (RRP) 2024-2025

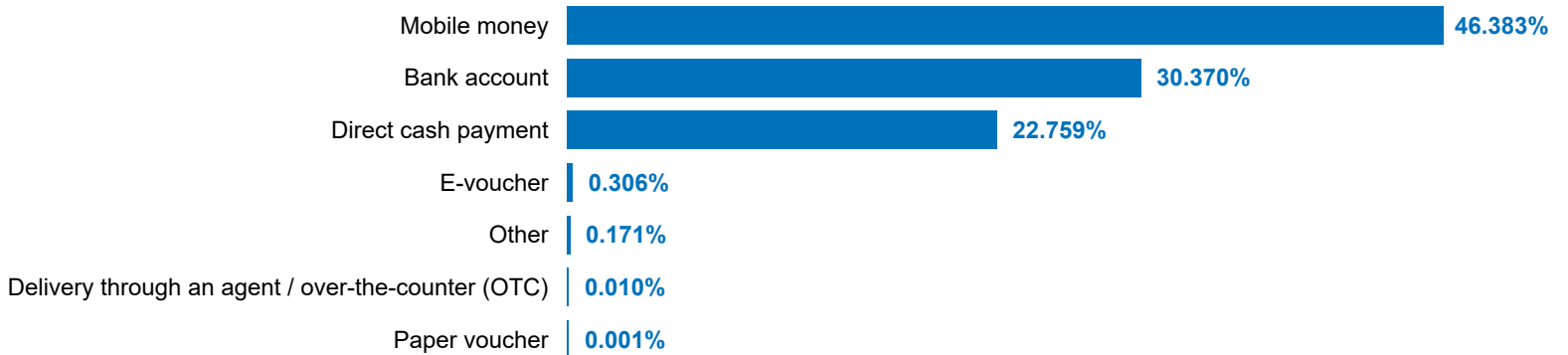
January - December 2025

### Objective 1: Access to cash and voucher assistance for basic needs expanded

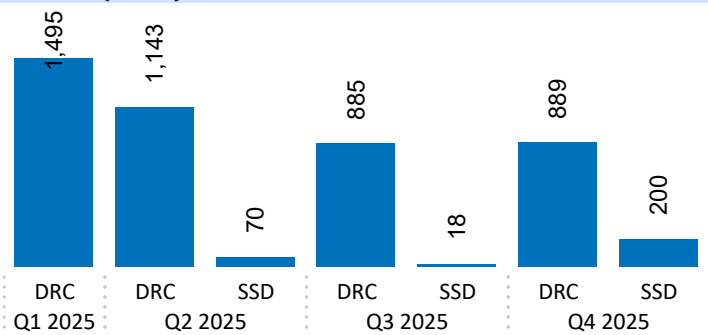
Indicator	Actual	Target/Standard ('25)	Actual <span style="color: blue;">█</span>	Gap <span style="color: yellow;">█</span>
<b>Households receiving any form of cash-based assistance*</b>				
- Congolese Refugees	128,052	116,600	>100%	
- South Sudanese Refugees	37,472	100,400	37%	
- Sudanese Refugees	25,413	100,400	25%	
- Other refugees	18,370	4,000	>100%	
<b>Households receiving multi-purpose cash-based assistance</b>				
- Congolese Refugees	42,848	34,000	>100%	
- South Sudanese Refugees	21,560	47,000	46%	
- Sudanese refugees	11,048	47,000	24%	
- Other refugees	0	2,000	0%	
<b>Amount of multi-purpose cash and voucher assistance</b>				
- Congolese Refugees	21.53bn	21.4bn	>100%	
- South Sudanese Refugees	12.50bn	8.8bn	>100%	
- Sudanese refugees	3.79bn	8.8bn	43%	
- Other refugees	0.00bn	1.4bn	0%	

### Objective 2: Financial inclusion and access to financial services promoted

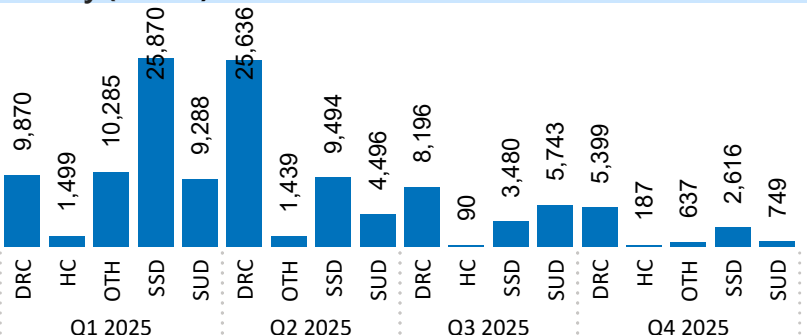
#### Cross Sectoral Cash Assistance by Delivery Mechanism (UGX)



#### Number of newly enrolled households in bank account (4,700)



#### Number of newly enrolled households in mobile money (124,974)



DRC = Congolese refugees, SSD = South Sudanese refugees, OTH = Other refugees, HC = Host Community

Note: indicators marked with \* add up multiple forms of cash and voucher assistance including general food assistance, MPCT and sector specific cash



# Cash and Voucher Assistance Dashboard

Q4 2025

## Uganda Refugee Response Plan (RRP) 2024-2025

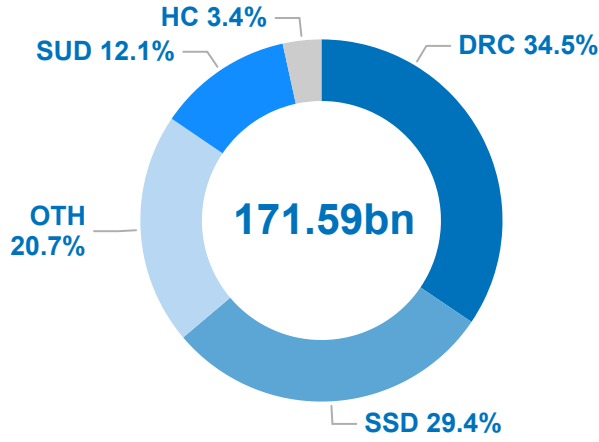
January - December 2025

### Objective 2: Financial inclusion and access to financial services promoted

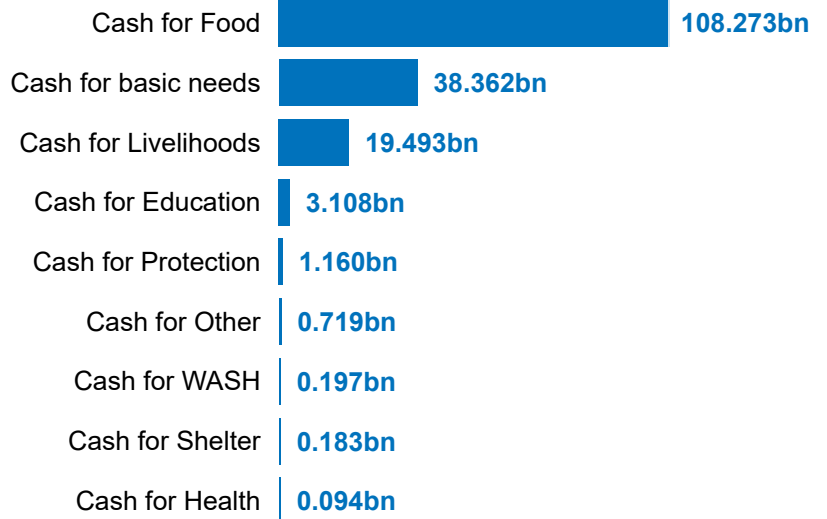


Cross-sectoral analysis of all cash-based interventions including cash for Genal Food Assistance (amounts in UGX)

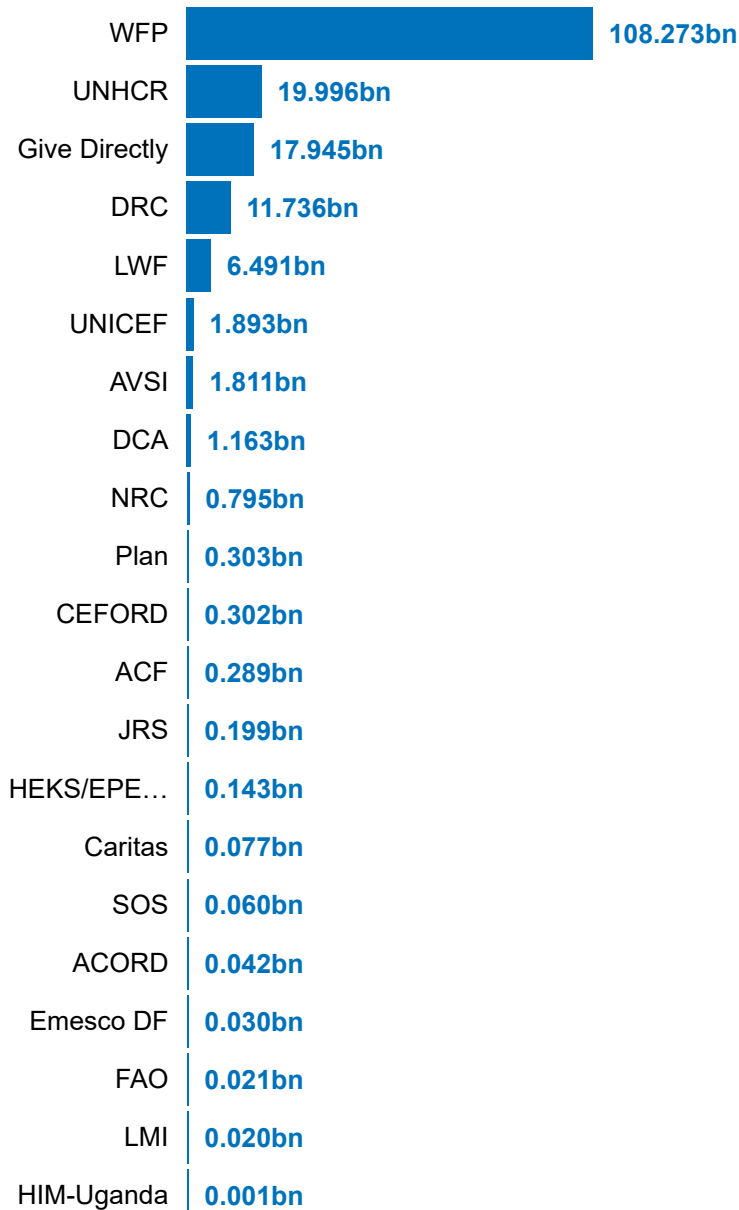
#### Cash transfers by beneficiary type



#### Amount of cash transfers by sector (in billions)

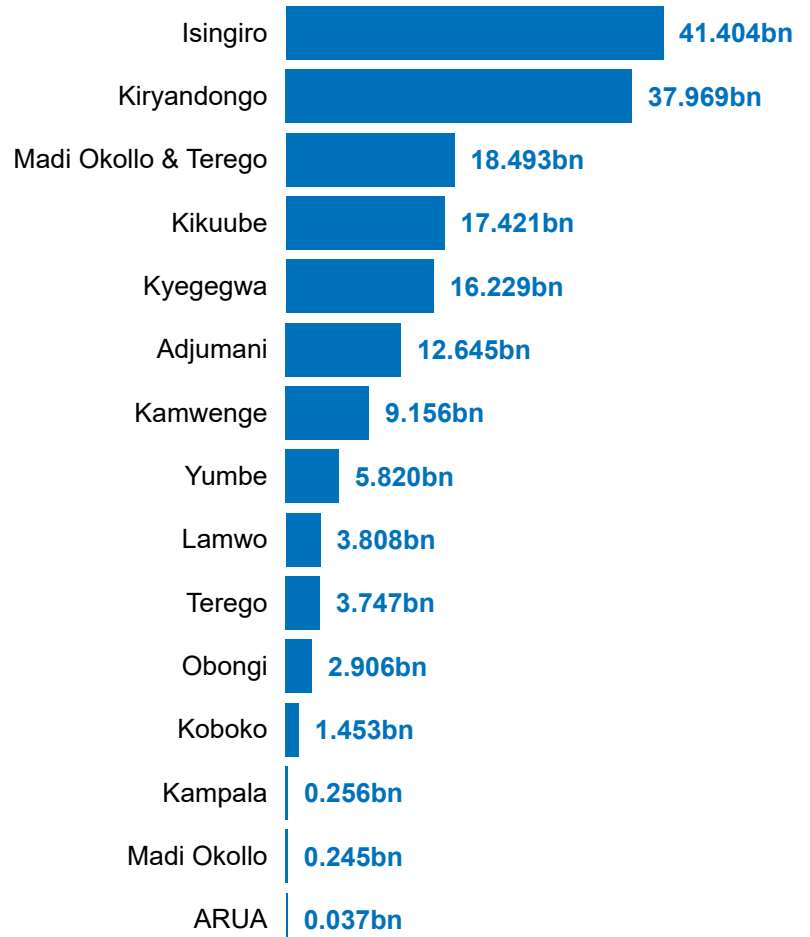


#### Amount of cash transfers by partner (in billions)



*Note: For Livelihoods & Resilience the value of CVA interventions is only based on cash-for-work, and amounts for households who received productive assets through cash. Host community interventions are included in all cases.*

#### Amount of cash transfers by district (in billions)





# Cash and Voucher Assistance Dashboard

Q4 2025

## Uganda Refugee Response Plan (RRP) 2024-2025

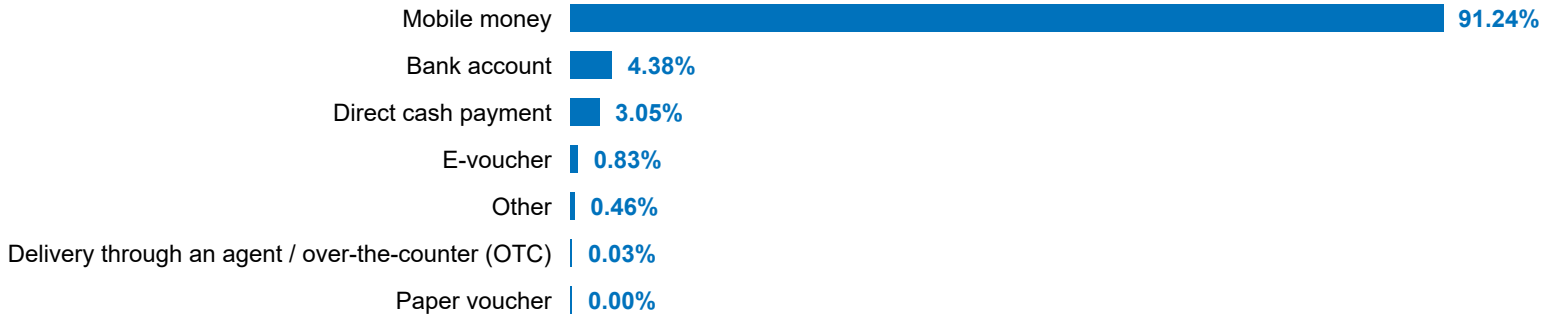
January - December 2025

### Objective 2: Financial inclusion and access to financial services promoted

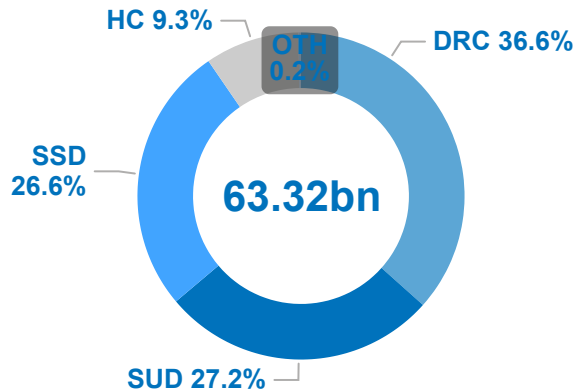


### Cross-sectoral analysis of all cash-based interventions excluding cash for General Food Assistance (amounts in UGX)

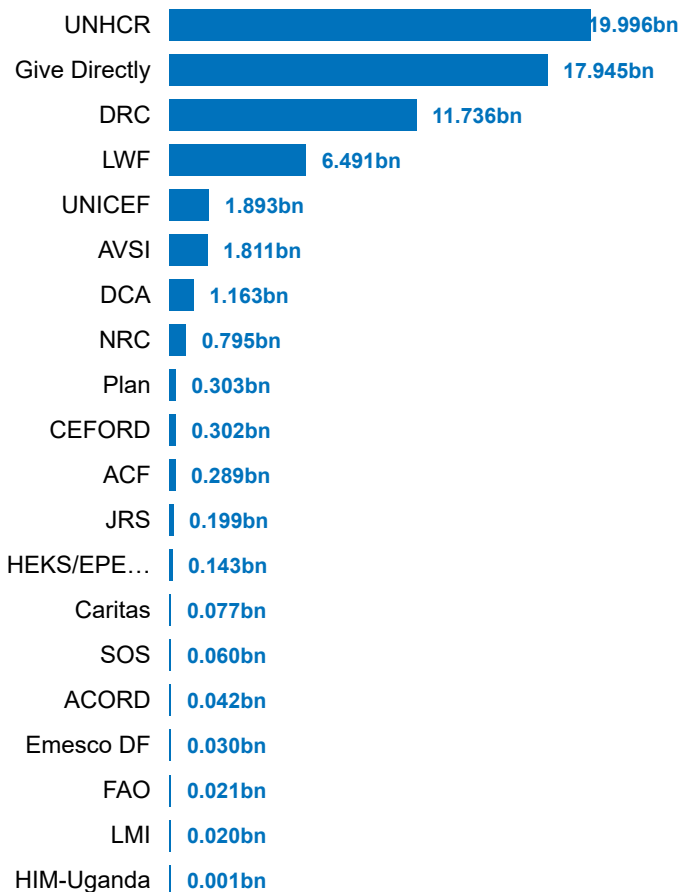
#### Cash Assistance by Delivery Mechanism (UGX)



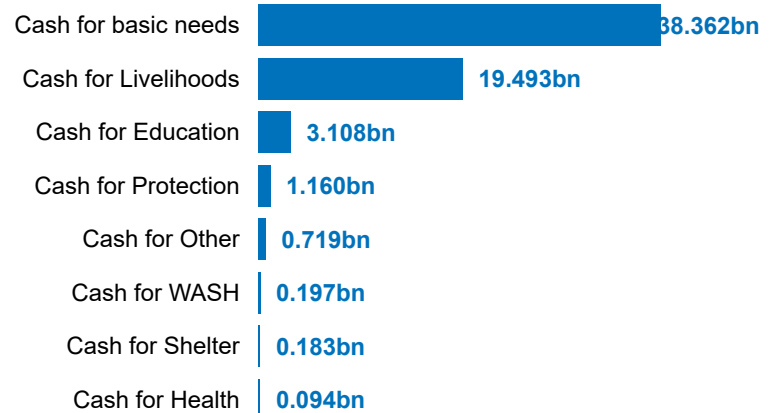
#### Cash transfers by beneficiary type



#### Amount of cash transfers by partner (in billions)

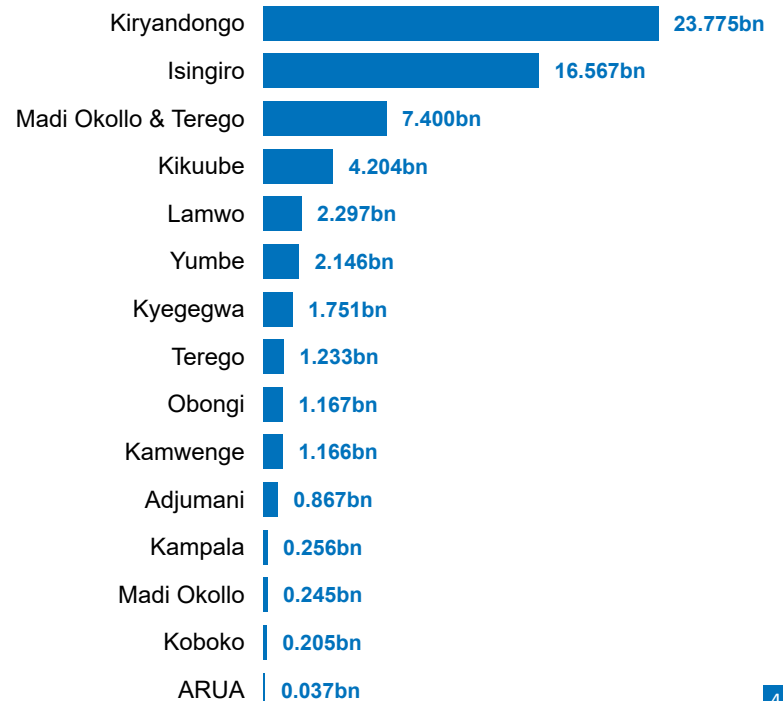


#### Amount of cash transfers by sector (in billions)



*Note: For Livelihoods & Resilience the value of CVA interventions is only based on cash-for-work, and amounts for households who received productive assets through cash. Host community interventions are included in all cases.*

#### Amount of cash transfers by district (in billions)





# Cash and Voucher Assistance Dashboard

Q4 2025

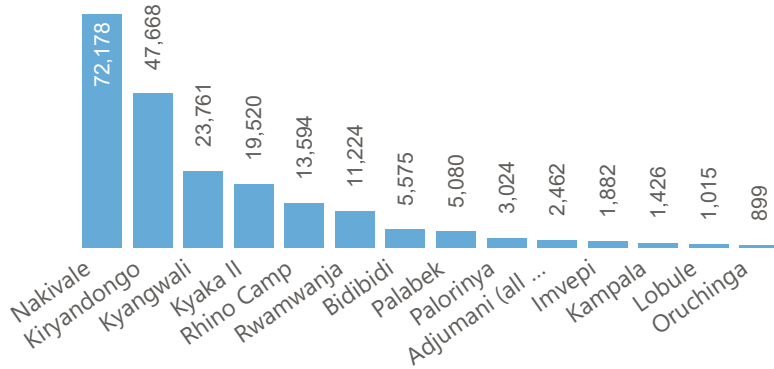
## Uganda Refugee Response Plan (RRP) 2024-2025

January - December 2025

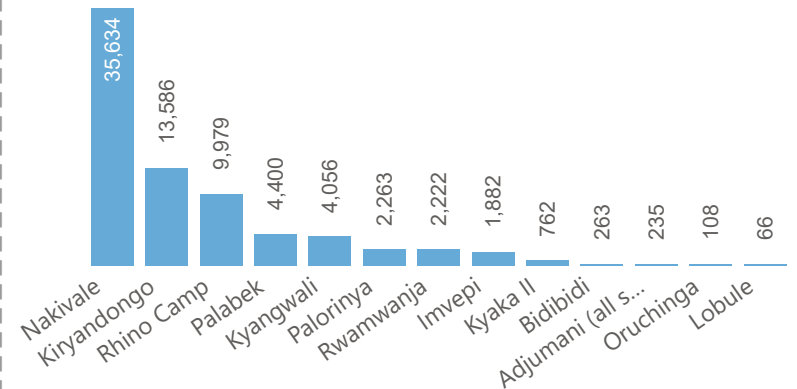
### SETTLEMENT COMPARISON & TRENDS ANALYSIS

#### Objective 1: Access to cash and voucher assistance for basic needs

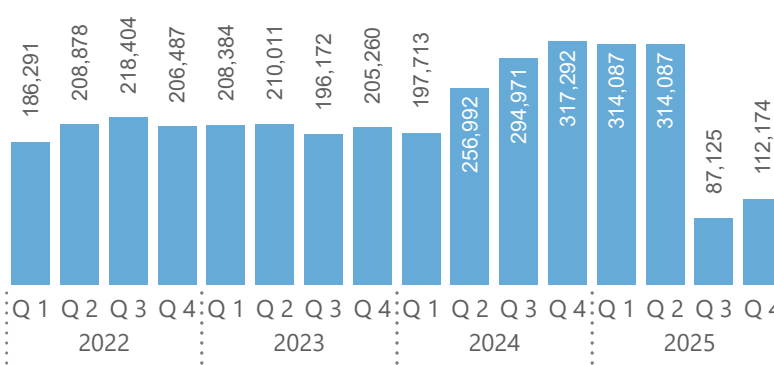
##### Households that have received any form of cash based assistance in Q4 by location



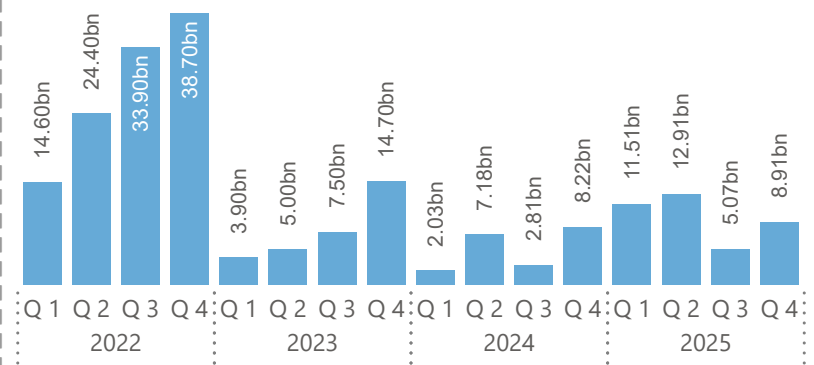
##### Multipurpose cash beneficiaries in Q4 by location



##### Households that received any form of cash based assistance over the years




##### Total amount of multipurpose cash and voucher assistance provided over the years (in billion UGX)

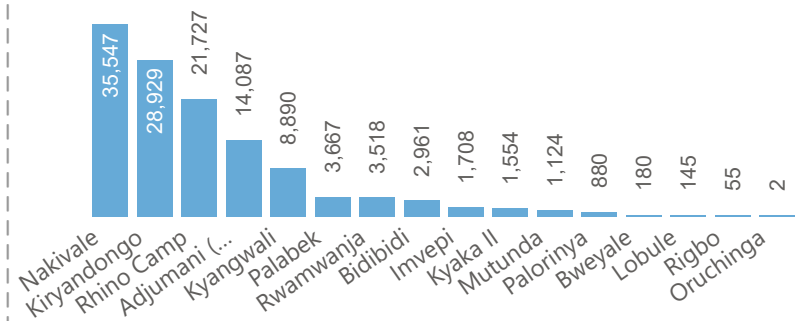


#### Objective 2: Financial inclusion and access to financial services promoted

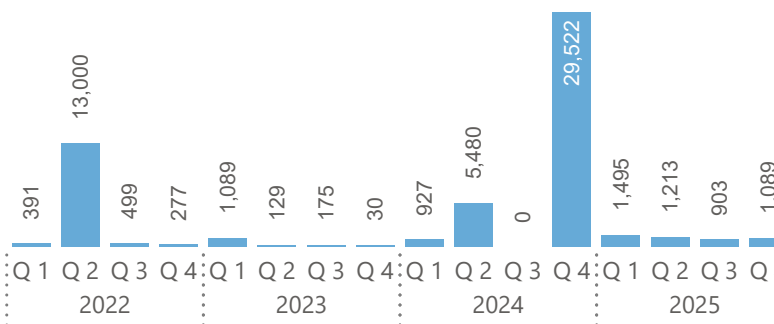
##### Newly enrolled households in bank account in Q4 by location



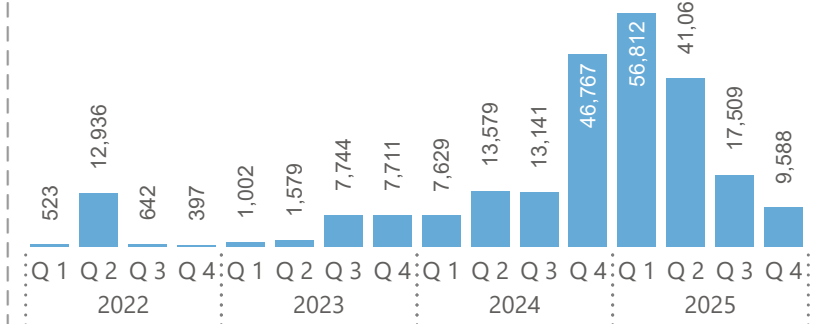
##### Newly enrolled households in mobile money in Q4 by location



##### Households enrolled in bank account over the years



##### Households enrolled in mobile money over the years





# Cash and Voucher Assistance Dashboard

Q4 2025

## Uganda Refugee Response Plan (RRP) 2024-2025

January - December 2025

### Partners

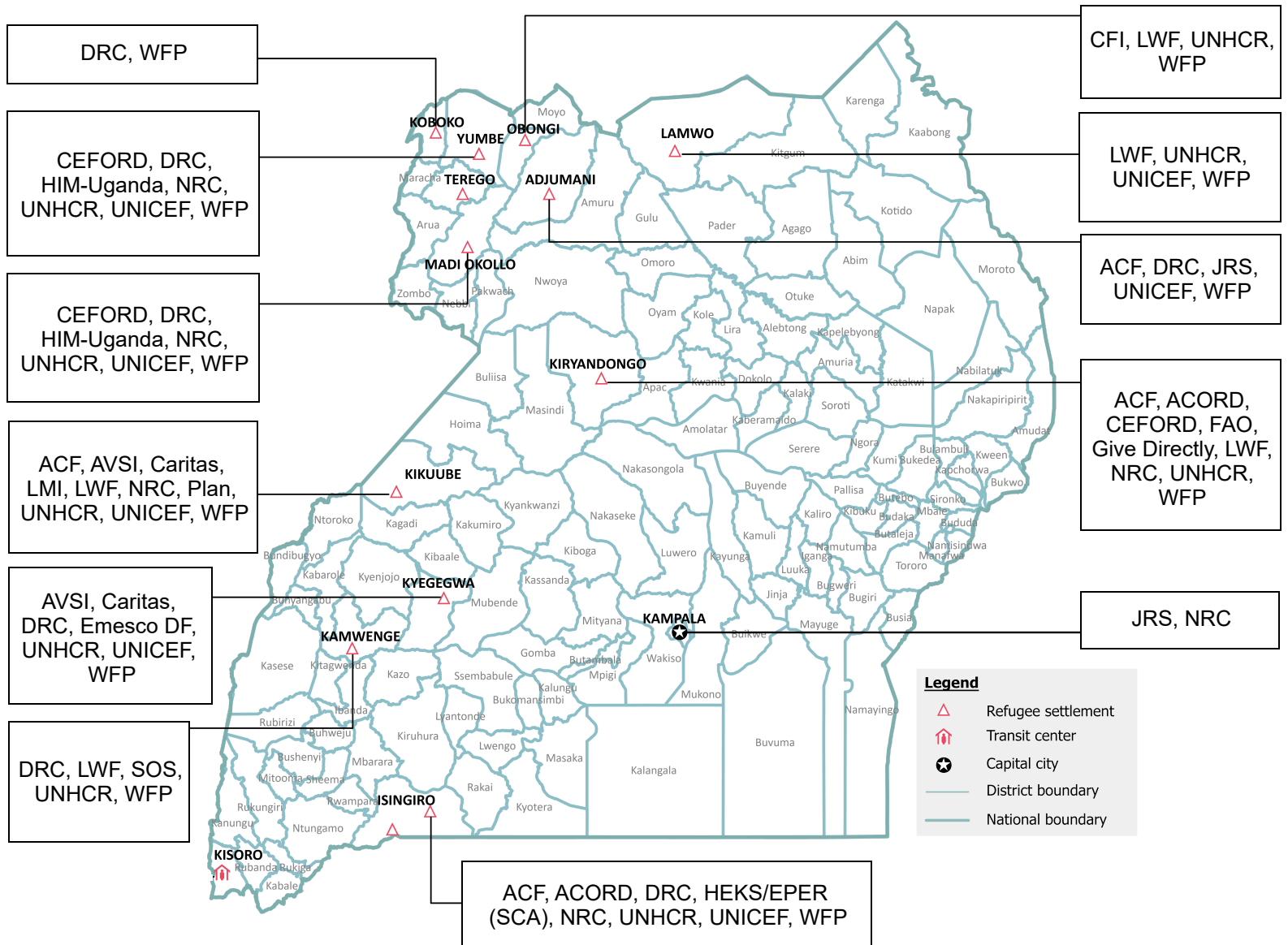


# 22

## Partners

Action Against Hunger (ACF) | Agency for Cooperation and Research in Development (ACORD) | Association of Volunteers in International Service (AVSI) | Caritas | Community Empowerment for Rural Development (CEFORD) | ChildFund International (CFI) | DanChurchAid (DCA) | Danish Refugee Council (DRC) | Emesco DF | Food and Agriculture Organization of the United Nations (FAO) | Give Directly (GD) | HEKS/EPER (SCA) | His Sickles International Mission (HIM-Uganda) | Jesuit Refugee Service (JRS) | LM International (LMI) | Lutheran World Federation (LWF) | Norwegian Refugee Council (NRC) | Plan International | SOS Children's Village (SOS) | United Nations International Children's Emergency Fund (UNICEF) | United Nations High Commissioner for Refugees (UNHCR) | United Nations World Food Programme (WFP)

### Operational Presence based on activities reported during January - December 2025



The boundaries and names shown and the designations on this map do not imply official endorsement or acceptance by the United Nations



# Cash and Voucher Assistance Dashboard

Q4 2025

Uganda Refugee Response Plan (RRP) 2024-2025

January - December 2025

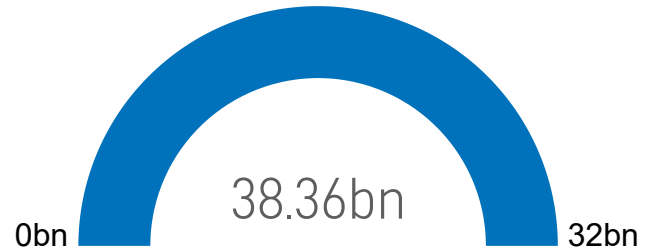
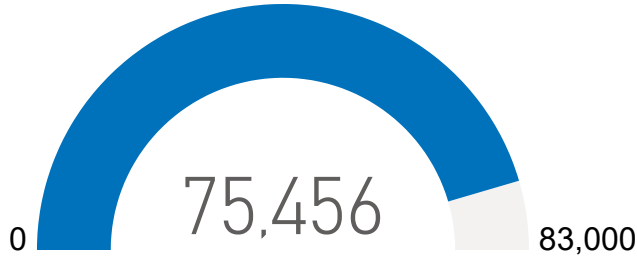
## Performance Indicator Summary



### OUTCOME 1: Cash Based Interventions

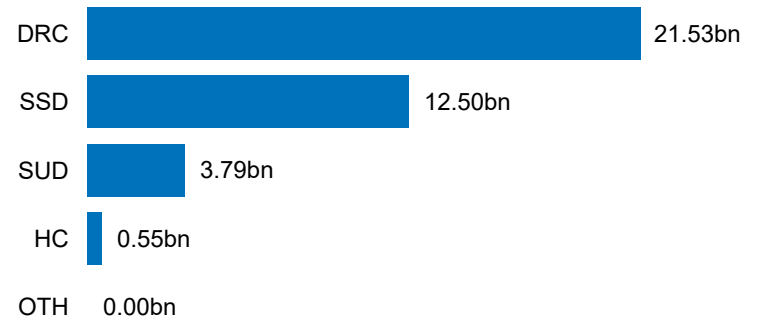
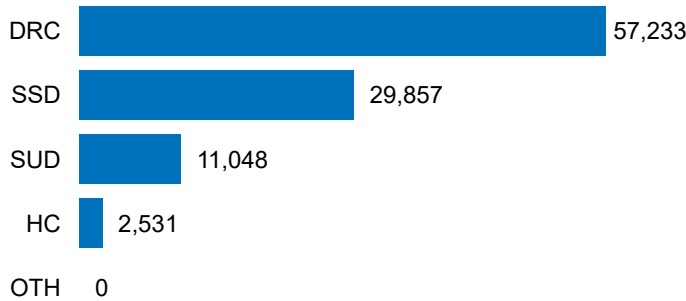
# of households provided with cash and voucher assistance for basic needs

Total amount of cash transfers for basic needs (UGX)



# of households (non PSN) provided with cash and voucher assistance for basic needs

Total amount of cash transfers (UGX) for basic needs



### OUTCOME 2: Financial Inclusion

# of newly enrolled households in bank account

# of newly enrolled households in mobile money

