ITALY Sea arrivals dashboard

Overview

In the first eleven months of 2025, 63,306 refugees and migrants arrived in Italy by sea, compared to 63,537 in the same period last year, a decrease of 0.4 per cent. Most of the 4,361 people who arrived in November disembarked in Sicily (87%, 3,808 persons), followed by Sardinia (302), Apulia (194), and Calabria (57).

63,306 Jan-Nov 2025 [1]

63,537 Jan-Nov 2024 [1]

Monthly sea arrivals

January 2022 to November 2025

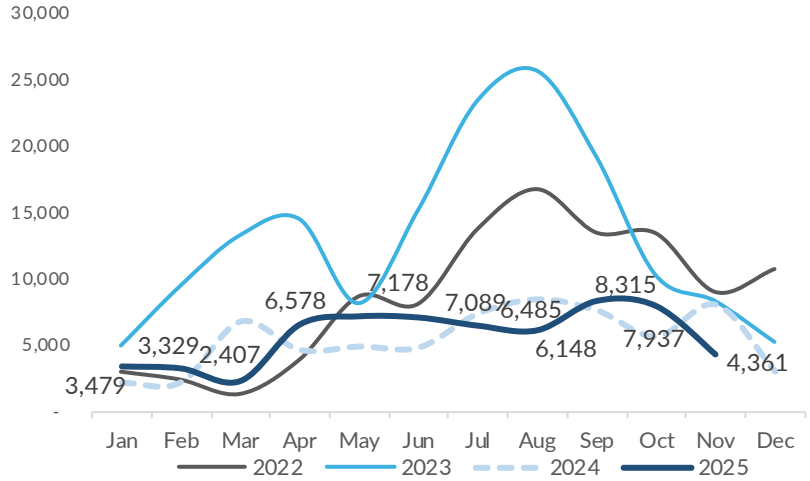

Yearly sea arrivals

January to November, 2021-2025

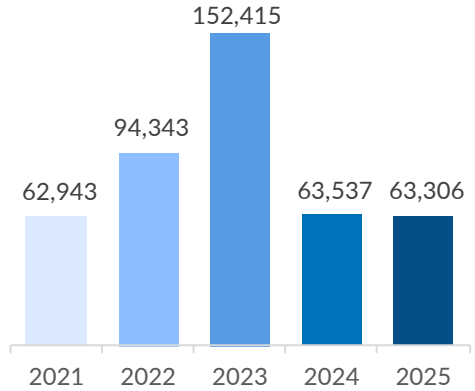

Nationality of arrivals

In November, Bangladeshis accounted for 30 per cent of all sea arrivals (down from 35% in October), followed by Egyptians (15%, the same as in October) and Somalis (12%, up from 7% in October). Other nationalities arriving in significant numbers included Sudanese (9%), Algerians, Pakistanis and Eritreans (6% each), Moroccans (3%), and Tunisians and Iranians (2% each). In November, the main nationalities of those departing from **Libya** were Bangladeshis (33%, down from 38% in October), followed by Egyptians (16%, the same as in October) and Somalis (13%, compared to 9% in October). Almost all persons departing from **Algeria** in November were Algerian nationals (91%, compared to 98% in October), with a smaller proportion of individuals of unknown nationality (7%). From **Tunisia**, the main nationalities were Tunisians (90%, the same as in October), followed by individuals of unknown nationality (10%).

Most common nationalities of people arriving by sea - January 2024 to November 2025

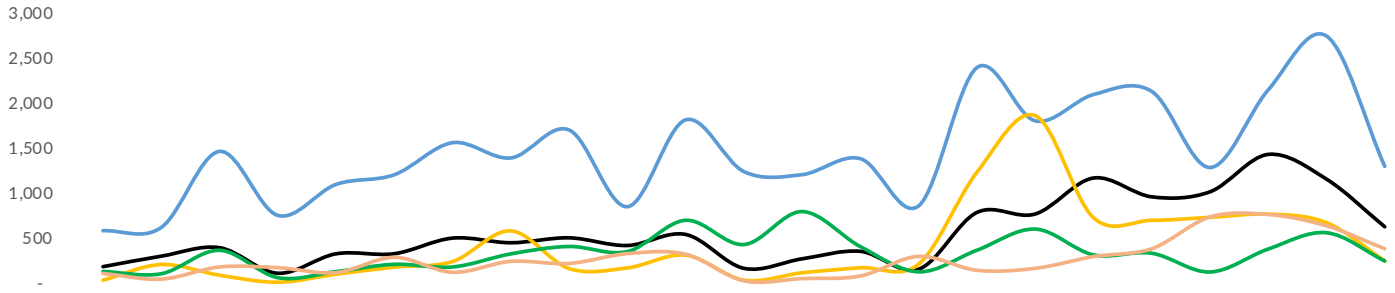

	Jan-24	Feb-24	Mar-24	Apr-24	May-24	Jun-24	Jul-24	Aug-24	Sep-24	Oct-24	Nov-24	Dec-24	Jan-25	Feb-25	Mar-25	Apr-25	May-25	Jun-25	Jul-25	Aug-25	Sep-25	Oct-25	Nov-25
Bangladesh	585	621	1,464	755	1,098	1,205	1,560	1,391	1,701	851	1,813	1,240	1,206	1,383	860	2,391	1,802	2,093	2,128	1,285	2,145	2,741	1,298
Egypt	198	313	406	126	339	340	511	460	514	430	551	180	284	366	170	792	775	1,169	963	1,018	1,428	1,157	635
Eritrea	37	211	92	14	103	182	244	585	166	173	315	37	119	175	216	1,238	1,868	732	703	736	772	677	252
Pakistan	138	113	369	70	136	216	187	330	411	355	697	432	792	409	134	370	601	319	337	132	383	561	252
Sudan	106	43	178	170	115	285	119	240	217	326	320	24	49	78	296	141	163	293	380	733	760	635	380

more information: data.unhcr.org/en/situations/mediterranean

[1] All data are based on official Ministry of Interior figures shared with UNHCR. All figures are provisional and subject to change.

Country of embarkation

In the first eleven months of 2025, 89 per cent of people reaching Italy via sea departed from Libya (56,065 persons in 1,057 landings), followed by 7 per cent from Tunisia (4,458 persons in 195 landings), 2 per cent from Algeria (1,556 persons in 148 landings), 2 per cent from Türkiye (1,216 people in 16 landings), and less than 1% from Greece (11 people in one landing). In November, Libya was the main country of departure (91% of all people landed in Italy), followed by Algeria (7%) and Tunisia (2%).

January to November 2024 - 2025

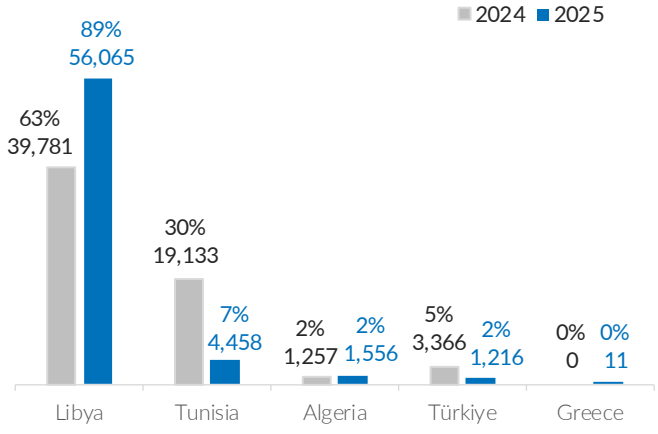

Figures may not add up to 100 per cent due to rounding.

Top 3 nationalities by country of embarkation, January to November 2025

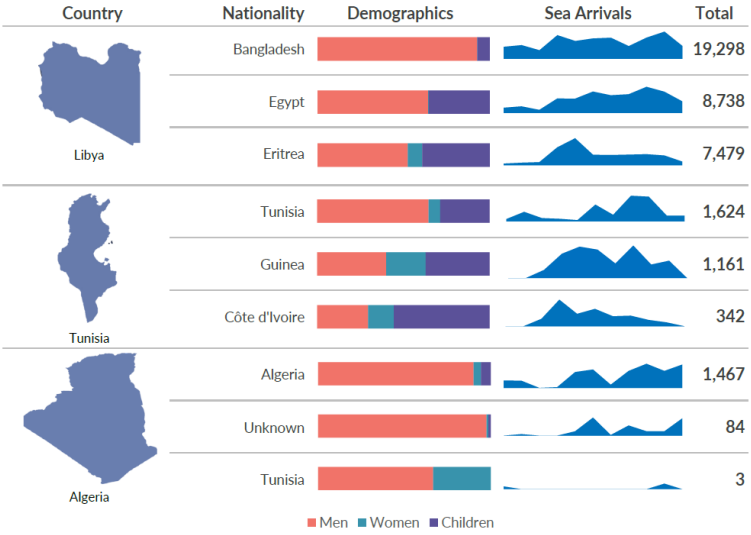

Demographics of arrivals

January to November 2022 - 2025

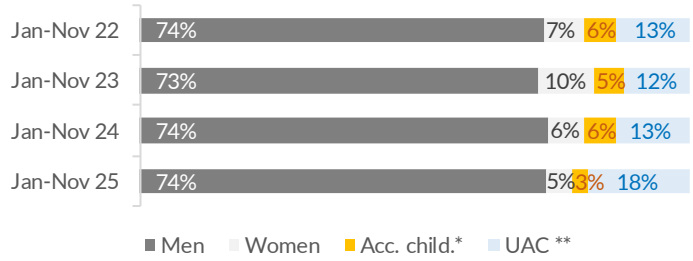

Figures may not add up to 100 per cent due to rounding.

In the first eleven months of 2025, the majority of people arriving by sea were adult males (74%), followed by unaccompanied children (UAC, 18%), adult females (5%) and accompanied children (3%).

In November, 199 adult females reached Italian shores, primarily originating from Somalia (69), Eritrea (26), Nigeria (15), Sudan (13), Guinea and the Syrian Arab Republic (12 each).

In the same month, 927 UAC arrived in Italy by sea. The main nationalities were Somalis (258), Egyptians (235), Bangladeshis (147), Eritreans (87), and Sudanese (60).

Nationality and demographics of arrivals – January to November 2025

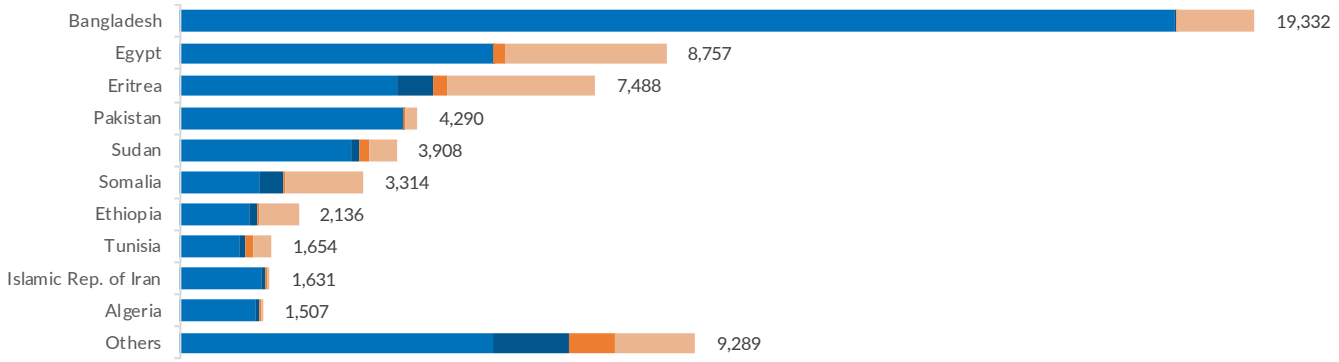

	Others	Algeria	Islamic Rep. of Iran	Tunisia	Ethiopia	Somalia	Sudan	Pakistan	Eritrea	Egypt	Bangladesh	Total
Men	5,654	1,353	1,475	1,072	1,260	1,449	3,085	4,016	3,924	5,628	17,915	46,831
Women	1,367	67	54	116	137	417	148	14	628	30	14	2,992
Acc. child.*	802	46	37	146	39	48	171	44	271	182	26	1,812
UAC **	1,466	41	65	320	700	1,400	504	216	2,665	2,917	1,377	11,671
Total	9,289	1,507	1,631	1,654	2,136	3,314	3,908	4,290	7,488	8,757	19,332	63,306

* Accompanied children ** Unaccompanied children

more information: data.unhcr.org/en/situations/mediterranean