UNHCR South Sudan
Population Overview of Refugees and Asylum-seekers
(As of 28 Feb 2026)

618,947 Total Individuals

166,328 Total Ref. & Asy. Households

615,297 Refugees

3,650 Asylum-Seekers

423,757 Total Biometric Enrollment (5 years +)

75% Women & Children

11% Persons with Specific Needs

95% Sudanese Refugees

Population Demographics

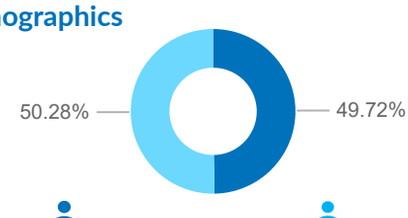

Male Female

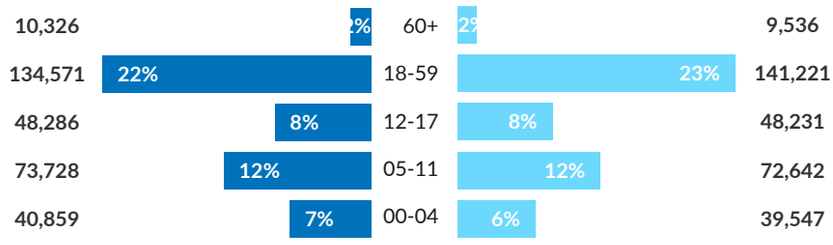

Top 4 Refugees by Country of Origin

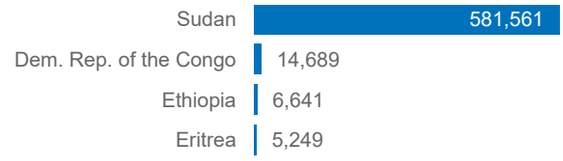

Top 4 Asylum-seekers by Country of Origin

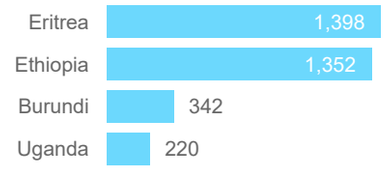

State/Administrative Area	Total	Percentage	Refugee	Asylum-seeker
Upper Nile	293,898	49%	293,574	324
Ruweng Admin Area	145,629	23%	145,615	14
Central Equatoria	45,573	7%	42,782	2,791
Northern Bahr El Ghazal	31,055	5%	30,617	438
Western Equatoria	21,485	3%	21,405	80
Western Bahr El Ghazal	16,297	3%	16,294	3
Jonglei	2,009	0%	2,009	0
Warrap	1,236	0%	1,236	0
Other Locations	61,765	10%	61,765	0
Grand Total	**618,947**	**100%**	**615,297**	**3,650**

The boundaries and names shown and the designations used on this map do not imply official endorsement or acceptance by the United Nations or UNHCR. The final boundary between the Republic of Sudan and the Republic of South Sudan and the final status of the Abyei area are not yet determined.

As of the end of February 2026, South Sudan hosts 618,947 refugees and asylum-seekers across 166,328 households, settled in 29 locations nationwide. This includes 615,297 registered refugees and 3,650 asylum-seekers. The vast majority 95% (581,561 individuals), are Sudanese refugees, followed by 14,689 (2%) from the Democratic Republic of Congo, 6,641 from Ethiopia, 5,618 from Central African Republic, 5,249 from Eritrea and 1,539 from other nationalities.

In response to the ongoing conflict in Sudan, the Government of South Sudan continues to grant prima facie refugee status to those fleeing the country. Among the refugees, 49% are female aged 0-59 years, and 75% are female and children combined. The asylum-seeker population is smaller and has a distinct demographic profile. Ethiopians accounts for 38% and Eritreans (37%) of the total, forming the two largest groups, followed by Burundians (9%), Ugandans (6%), Somalia (4%) and (4%) other nationalities.

UNHCR South Sudan
Population Overview of Refugees and Asylum-seekers
(As of 28 Feb 2026)

New Registration Trends Last 12 months

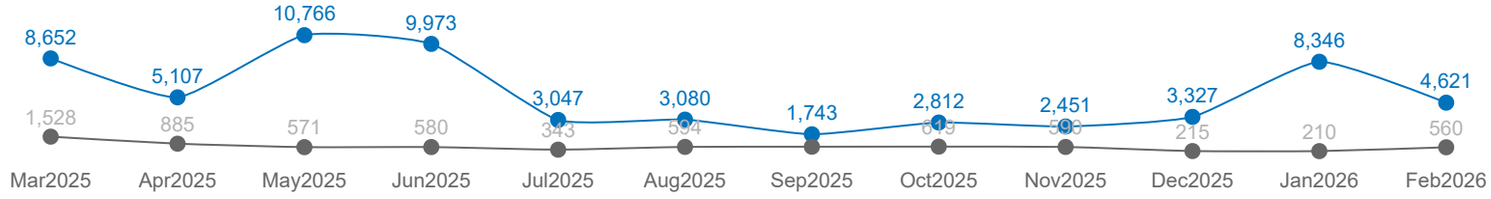

Top 10 Locations by Number of Refugees

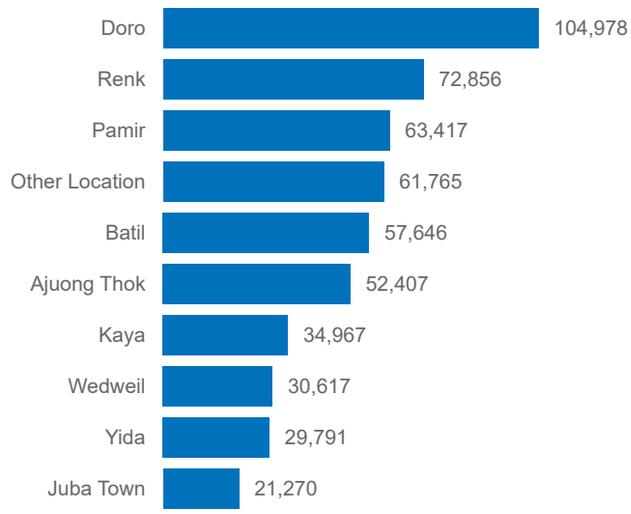

Top 10 Locations by Number of Asylum-seekers

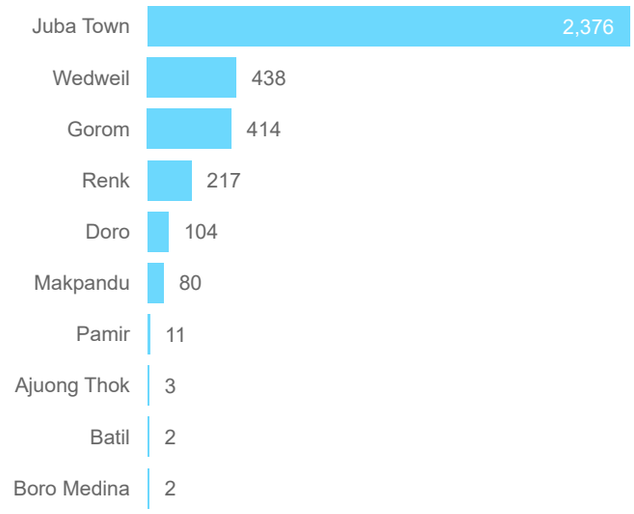

Top 7 Specific Needs*

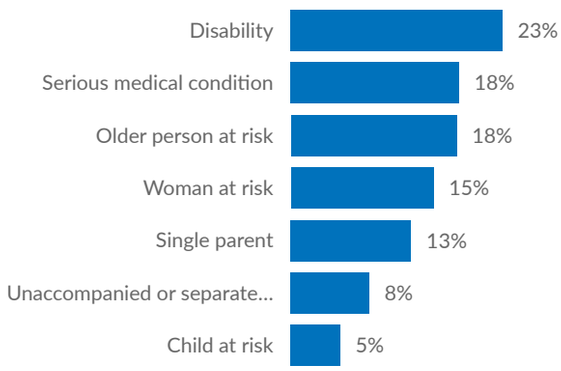

Note: *Percentages represent the share of individuals within the total population identified as having specific needs.

Specific Need by Age & Gender

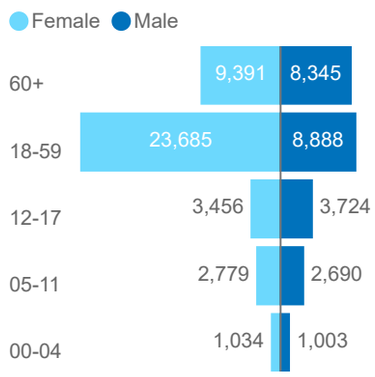

Population per Location Type

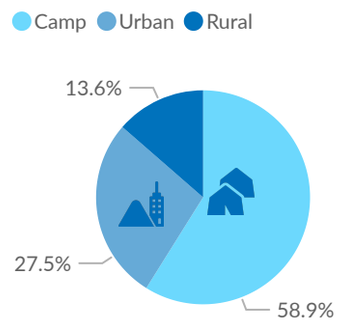

Education Level

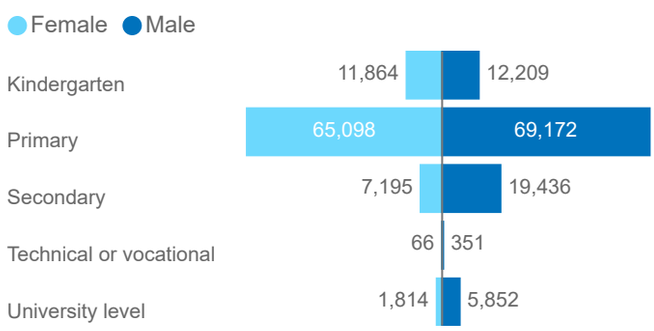
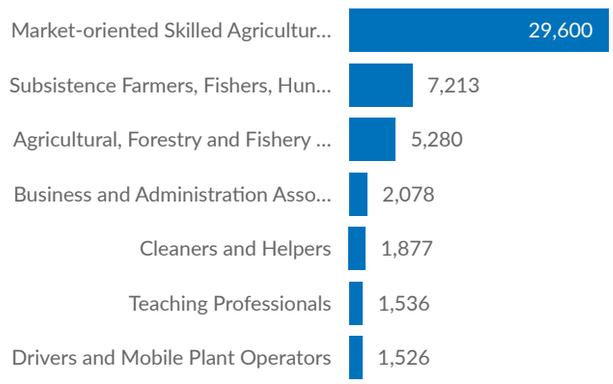
Top 7 Professional Skills