

# Sudanese return from neighbouring countries

as of 28 Feb 2026

**4.4 M**  
Sudanese refugees in neighbouring countries

**849 K**  
Sudanese return from abroad since 2024

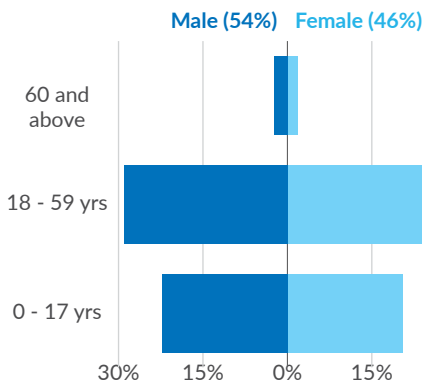
Country	Cross border movement	Primary asylum Country	Returnees	Pendular movements	Onward movements
Egypt*	518K	448K	98%	1.3%	0.6%
South Sudan*	209K	209K	84%	7%	9%
Chad*	59K	59K	49%	35%	16%
GCC*	55K	55K	Unknown		
Uganda*	3K	3K	Unknown		
Libya*	2.5K	72.5K	Unknown		
Ethiopia*	1K	1K	56%	30%	14%

**Returnees:** Estimated number of people who are not planning to move onwards to another country.

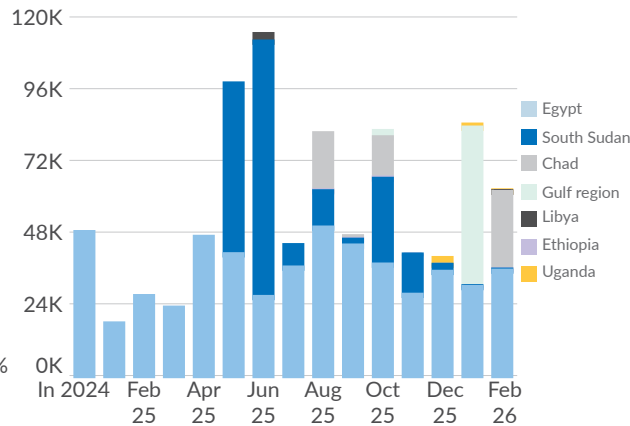
**Pendular movements:** Estimated number of people who are planning to return to the country they arrived from.

**Onward movements:** Estimated number of people who are planning to move to another country (other than the one they arrived from).

### Age and gender

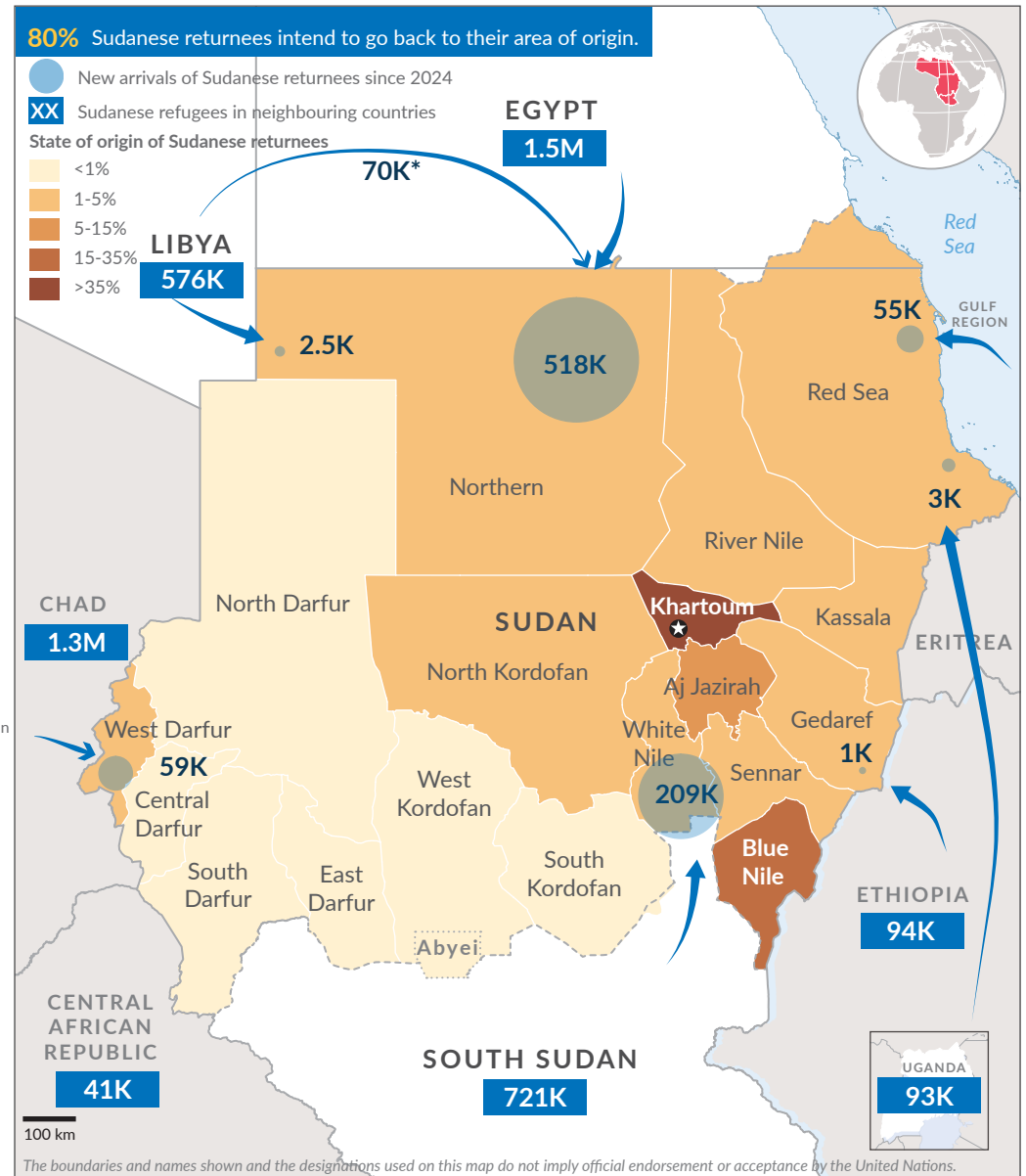


### Return trend



\* Data source

- Egypt: Border Authorities, UNHCR Border Monitoring, IOM DTM Return overview and cross-border monitoring reports.
- South Sudan: COR (Commissioner for Refugees), UNHCR Border Monitoring, IOM DTM Return overview and cross-border monitoring reports.
- Chad: IOM DTM Return overview and cross-border monitoring reports.
- Gulf Cooperation Council (GCC): IOM DTM Return overview and cross-border monitoring reports.
- Libya: UNHCR, IOM DTM Return overview and cross-border monitoring reports.
- Ethiopia: IOM DTM Return overview and cross-border monitoring reports.
- Uganda: UNHCR Red Sea Return movement tracking, IOM DTM Return overview.



Findings are based on sample border monitoring in Sudan which has been in place since July 2024. This monitoring does not identify registration status, refugee status, or other movement categories and therefore results should be read as indicative of the concerns raised by people returning to Sudan.

**55%**  
had applied for asylum  
in departing countries

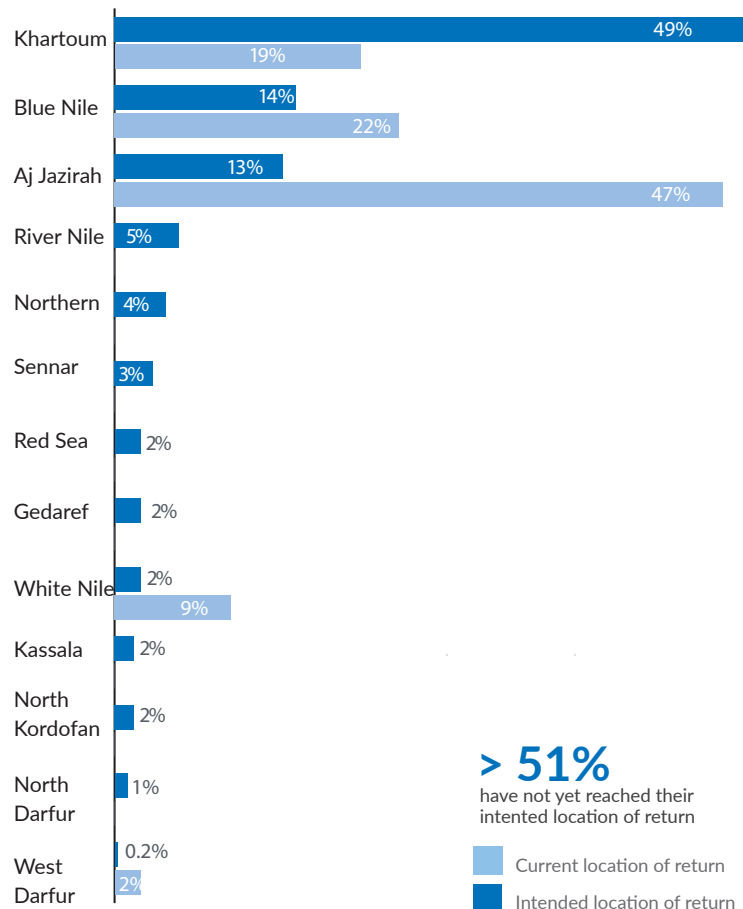
**65%**  
reported protection risks  
in departing countries

**63%**  
reported long processing  
times at the border

**26%**  
reported family members  
were left behind

**50%**  
participated in economic  
activities prior to  
displacement

### Intended state of return vs current location



**> 51%**  
have not yet reached their  
intended location of return

■ Current location of return  
■ Intended location of return

### Assistance and protection priorities by intended state of return

n= 3201

	Khartoum	Blue Nile	Aj Jazirah	River Nile	Northern	Sennar	Red Sea	Gedaref	White Nile	Other State
<b>Priority assistance needs</b>	1577	460	401	150	139	92	75	64	57	186
Financial	94%	58%	93%	92%	88%	95%	74%	87%	91%	95%
Food	70%	86%	75%	65%	73%	65%	74%	80%	70%	74%
Health	67%	66%	63%	68%	65%	68%	53%	63%	48%	68%
Water	61%	60%	59%	56%	54%	60%	58%	53%	57%	74%
Sanitation	47%	47%	41%	44%	33%	45%	37%	50%	52%	53%
NFI	36%	47%	32%	21%	25%	35%	26%	33%	30%	32%
Shelter	25%	59%	30%	27%	25%	20%	11%	20%	17%	37%
MHPSS	33%	16%	30%	39%	25%	43%	32%	33%	35%	45%
Connectivity	29%	5%	27%	20%	17%	30%	21%	27%	17%	17%
<b>Protection priorities</b>										
Girls and women	41%	34%	33%	33%	25%	46%	26%	30%	22%	43%
Children	22%	35%	23%	26%	13%	23%	11%	20%	26%	22%
Elderly	18%	17%	20%	26%	17%	21%	11%	27%	17%	20%
Family reunification	17%	16%	19%	6%	8%	10%	11%	10%	22%	33%
Documentation	9%	42%	11%	6%	8%	18%	0%	7%	4%	11%
Legal assistance	13%	17%	10%	17%	21%	15%	16%	27%	17%	20%
Persons with disabilities	11%	18%	13%	17%	13%	18%	5%	17%	9%	16%
Access to asylum	8%	11%	7%	11%	6%	10%	11%	7%	17%	7%
Information	5%	12%	7%	2%	4%	10%	0%	7%	0%	6%