23 Liters
Average # liters of potable water distributed per person per day

38
Number of persons per bath shelter/shower

21
Number of persons per toilet/latrine

56,592
female reached through menstrual hygiene management sessions/ workshop

102
Number of shared household bathing facilities constructed

FOR MORE INFO, CONTACT

Grover Hector Mamani Casilla
WASH Officer
mamanica@unhcr.org

Shal Bagan Water Reservoir ©UNHCR.

Key achievements

In 2025, the WASH Sector's rationalization process was implemented to enhance operational efficiency and ensure equitable service delivery across the camps. Key adjustments included changes in WASH Area Focal Agency (AFA) responsibilities: five UNHCR camps (3, 4, 4 Extension, 5, and 17) were transferred to UNICEF, while two IOM-managed camps (24 and 25) in Teknaf were transitioned to UNHCR.

At the operational level, approximately 70% of UNHCR's WASH service delivery was implemented through operational partners. UNHCR continued to provide WASH non-food item (NFI) support, including monthly soap distributions and bi-annual female hygiene kits, to all eligible beneficiaries, in line with WASH Sector standards. In addition:

- An average of **23** liters of water per person per day was distributed through **1,511 tap stands**, complemented by **812 handpumps**, with **98%** functionality on accessing safe drinking water.
- **97%** of latrines and bathing spaces remained functional, with **264 new latrines** and **102 new bathing facilities** constructed, maintaining an average of 21 users per latrine and 37 per bathing cubicles.
- **62,351** cubic meters of sludge was collected, and **82,991** cubic meters of sludge was treated through 2 centralized Faecal Sludge Treatment Plants (FSTP) across 11 camps.
- The WASH response was primarily led by trained WASH volunteers. Minor repairs to existing WASH infrastructure, as well as camp-wide cleaning campaigns, were carried out by community volunteers on a voluntary basis.

Water Supply:

Throughout the year, an average of 23 liters of potable water per person per day was supplied through **1,511** tap stands, complemented by 812 handpumps, maintaining **98%** functionality for safe drinking water access. On average, **3,846** cubic meters of water were extracted and treated daily from groundwater and surface water sources. In Camps 1E and 1W, twelve small-scale water systems were integrated into a centralized and more resilient water network. In Teknaf, water trucking was conducted from March to May 2025 to maintain the critical minimum supply of **10** liters per person per day. Water quality remained consistently high, with **99%** compliance in non-chlorinated sources and **99.72%** compliance in chlorinated sources. A total of **5,564** tests were conducted to detect faecal contamination, and **170,049** free residual chlorine (FRC) tests were performed at both source and household levels to ensure water safety at the point of use.

Sanitation Coverage:

Sanitation services were sustained by UNHCR across eleven camps, with **7,620** latrines maintained and **264** new latrines constructed during the year. Community Maintenance Teams conducted **14,071** repairs to ensure facilities remained operational. Sixty-four accessible facilities for persons with disabilities were maintained or upgraded with ramps, handrails, tactile tiles, and running water to promote inclusivity and dignity.

In addition, 102 new bathing cubicles were constructed, 151 were upgraded, 107 damaged cubicles were decommissioned, and **3,458** repairs were completed. As a result, **97%** of sanitation facilities across the targeted Rohingya camps remained functional and accessible, maintaining an average ratio of 21 users per latrine and 37 users per bathing cubicle.

Faecal sludge management was further strengthened in 2025. A small-scale centralized Faecal Sludge Treatment Plant (FSTP) was constructed in Camp 21, and Camps 24 and 25 in Teknaf were integrated into the intermediate faecal sludge transfer network, eliminating manual desludging and promoting safer mechanized sludge management. Existing centralized FSTPs in Ukhiya and Teknaf were upgraded to operate at full design capacity, serving 11 camps. During the reporting period, **62,351** cubic meters of sludge were safely collected and monitored through the PIT Intelligence App, which supports forecasting for timely desludging, and **82,991** cubic meters were treated at the respective treatment facilities, contributing to improved environmental and public health conditions.

Solid waste management operations remained active, with ten Material Recovery Facilities processing **10,492** cubic meters of waste and producing **137,702** kilograms of compost. Of this amount, **55,795** kilograms were distributed to Bhasan Char and **70,081** kilograms to refugees and other stakeholders within the camps. Additionally, **9,685** kilograms of plastic waste were transferred to the recycling unit, supporting circular economy initiatives and the production of repurposed plastic materials. Household waste segregation practices reached **79%** adoption, marking a significant shift from reliance on communal waste pits to more active community participation in waste management, contributing to cleaner and healthier living environments**.**

Hygiene promotion efforts remained strong, reaching **133,577** individuals through **664** meetings and sessions, **48** interactive WASH programs, and **82,133** household visits. A total of **56,592** women and girls participated in menstrual hygiene management groups and awareness sessions, supported by improvements to MHM corners in women's hygiene centers to create safer and more supportive spaces. Engagement with WASH committees, water user groups, community maintenance groups, and other forums reinforced key hygiene messages and promoted shared responsibility. Thirty women's hygiene centers underwent repair and maintenance, strengthening community ownership and enhancing hygiene practices across the camps.

Community-led camp cleaning initiatives were conducted monthly across 11 camps, mobilizing **1,980** community members and supporting environmental waste management. These efforts contributed to the "seek and destroy" approach during the monsoon season, helping to reduce dengue breeding sites. Furthermore, **9,766** pictorial signs were installed in WASH facilities to improve accessibility and usability for children, older persons, and individuals with low literacy levels.

Capacity development of WASH partners was prioritized throughout the year. UNHCR delivered training sessions on WASH Standards and UNHCR Guidelines, as well as Water Quality Monitoring and Acute Watery Diarrhea response, reaching 79 participants from two implementing partners and eight operational partners. In addition, 679 staff members and volunteers were trained on GBV core concepts, Prevention of Sexual Exploitation and Abuse (PSEA), referral pathways, and safe facility use for women, girls, and other vulnerable groups.

Challenges

- Teknaf camps faced critical water access constraints, with water storage levels declining by more than 60% due to limited groundwater availability, drying surface water sources, and increased demand compared to the previous year.
- The sudden increase in new arrivals across multiple camps placed additional pressure on existing WASH infrastructure and services, which were originally designed for lower population figures.
- Persistent funding gaps continue to threaten the sustainability of WASH services, particularly the continuity of operation and maintenance activities for water supply, sanitation, and faecal sludge management systems.

Way Forward

- Continue strengthening the technical and operational capacity of Community Maintenance Teams (CMTs), while enhancing community ownership through the active engagement of community leaders, user groups, and other members of the community. This will improve local participation in the operation and maintenance of WASH infrastructure and help ensure sustainable and cost-effective maintenance across the camps.
- Advocate for and support long-term water supply solutions in Teknaf, operationalizing existing interventions such as the solarization of water supply systems and requiring large-scale infrastructure investments led by the Government of Bangladesh and development actors.
- Promote increased community contributions to sustain WASH services and reduce dependency on external funding.

UNHCR The UN Refugee Agency | Bangladesh

Water, Sanitation and Hygiene (WASH)

Factsheet | 31 Dec 2025

Beneficiaries reached

359,461

UNHCR has been providing safe water, total sanitation services, solid waste management, and hygiene promotion activities to the individuals in 11 WASH managed camps through implementing and operational partners as an WASH area focal agency

38
Number of persons per bath shelter/shower

21
Number of persons per toilet/latrine

23
Average # liters of potable water available per person per day

99%
% of Feacal coliform/E.Coli test indicating no presence of coliform pathogens at non chlorinated water collection

99%
% of FRC tests that indicate presence of residual chlorine at chlorinated water collection points.

97%
% of sanitation facilities that are reported to be functional and accessible (latrines & bathing spaces).

Refugees participating in WASH hygiene sessions and events

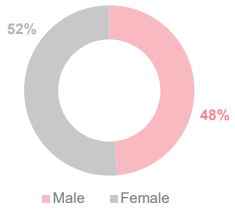

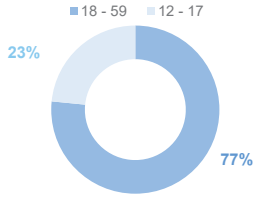

Female reached through MHM sessions/ workshop

Key achievements

Progress against target

	REACHED	TARGET
Volume of sludge emptied (m3)	62,351	44,500
Volume of solid waste collected (m³)	10,492	9,130
Number of shared household bathing facilities constructed	102	58
# of female reached through MHM sessions/ workshop	56,592	44,043
# of people participated in sessions/ meeting/ event	222,917	133,577

Monthly trend (# of FRC tests to detect residual chlorine at chlorinated water collection points)

Average liters of potable water available per person per day

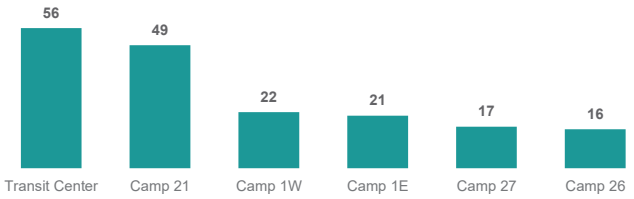

Geographic overview (# of beneficiaries reached through WASH activity)

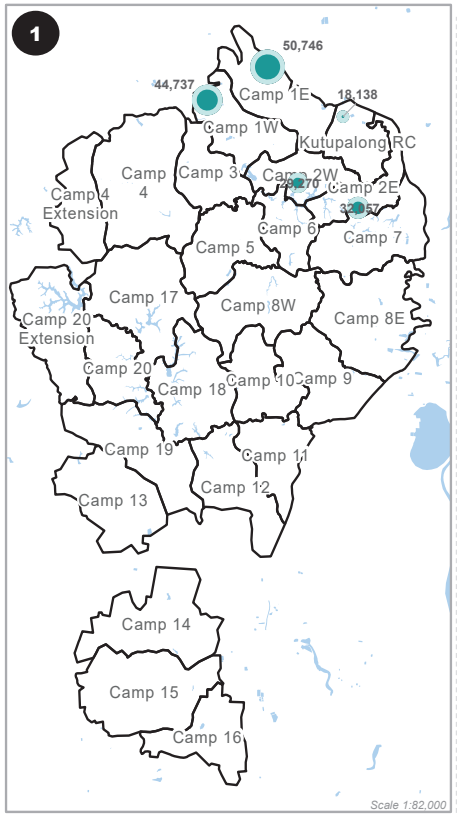

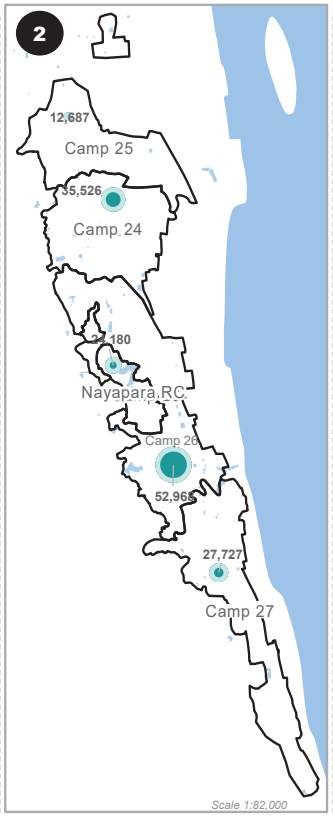

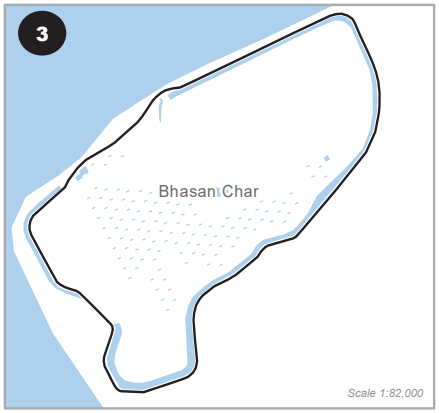

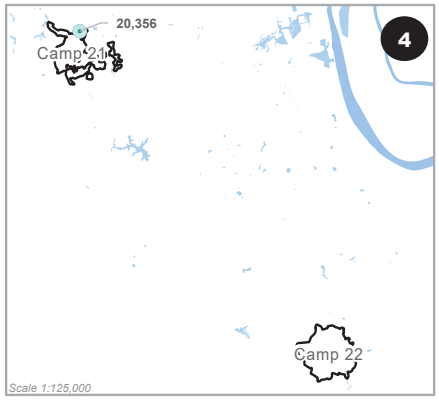

Legend
- # of beneficiaries
- Camp boudary
- Water body

Contacts:

Romain Desclous, Senior External Relations Officer, Dhaka, desclous@unhcr.org

Amy Jo Davies, External Relations Officer, Cox's Bazar daviesa@unhcr.org

Information Management Unit bgdcoim@unhcr.org

The boundaries and names shown and the designations used on this map do not imply official endorsement or acceptance by the United Nations

Print date: 20 Jan 2026
Sources: UNHCR Partners (Activity Info)
Partner: BRAC,NGOF

UNHCR in Bangladesh is grateful for the support of Australia, Belgium, Canada, the People's Republic of China, Denmark, Finland, the European Union, Ireland, Luxembourg, the Netherlands, Norway, Republic of Korea, Sweden, Switzerland, the United Kingdom, and the USA.

With additional support received from UN funds including Education Cannot Wait (ECW), UN AIDS and the Central Emergency Response Fund (CERF), and private donors, foundations, corporates, and companies worldwide including adidas AG, Fast Retailing Co. Ltd., and Tanmeia Foundation.

UNHCR The UN Refugee Agency | Bangladesh

Energy & Environment

Factsheet | 31 Dec 2025

Households received LPG assistance

109,589

UNHCR and partners conduct energy and environment activities in the Cox's Bazar and Bhasan Char localities, including facilitating access to solar and electrical infrastructure, provision of LPG and fuel efficiency items, watershed management and environmental education and conservation.

888
streetlights repaired

70
# of mini-grids installed and maintained in institutional and communal facilities

166
# of times Human-Elephant conflict mitigated

By location (# of individuals received environmental education)

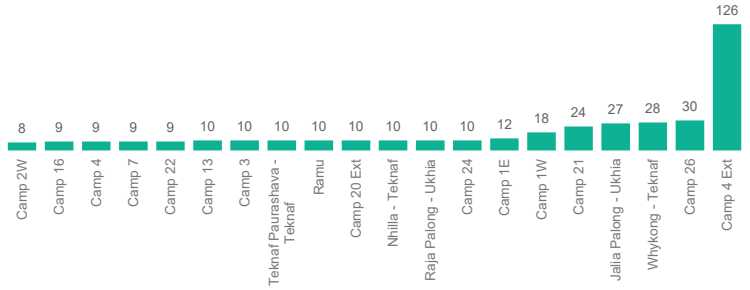

Monthly trend (# of streetlight maintenance (repairing))

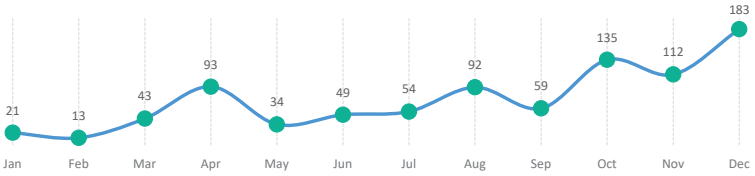

Key achievements

Progress against **target**

	REACHED	TARGET
# of mini-grids installed and maintained in institutional and communal facilities (100%)	70	70
# of technical energy or environment assessment delivered (100%)	40	40
# of wildlife rescued and released (100%)	120	100
Proportion of total street lamps that are functioning (100%)	75	75
# of times Human-Elephant conflict mitigated (100%)	166	166
# people received environmental education (64%)	389	611
# streetlights repaired (100%)	888	800
# of volunteers supported (93%)	938	1,012

Geographic overview (# of solar system maintained in UNHCR AoR)

Legend

- # of solar system
- Camp boundary
- Water body

Contacts:

Romain Desclous, Senior External Relations Officer, Dhaka, desclous@unhcr.org

Amber Mezbourian, Associate External Relations Officer, Cox's Bazaar, mezbouri@unhcr.org

Information Management Unit
bgdcoim@unhcr.org

The boundaries and names shown and the designations used on this map do not imply official endorsement or acceptance by the United Nations

Print date: 04 Feb 2026
Sources: UNHCR Partners (Activity Info)
Partners: **IUCN, NGOF, CNRS**

UNHCR in Bangladesh is grateful for the support of Australia, Belgium, Canada, the People's Republic of China, Denmark, Finland, the European Union, Ireland, Luxembourg, the Netherlands, Norway, Republic of Korea, Sweden, Switzerland, the United Kingdom, and the USA.

With additional support received from UN funds including Education Cannot Wait (ECW), UN AIDS and the Central Emergency Response Fund (CERF), and private donors, foundations, corporates, and companies worldwide including adidas AG, Fast Retailing Co. Ltd., and Tanmeia Foundation.