Photo credit: UNHCR

EGYPT VULNERABILITY ASSESSMENT OF REFUGEES (EVAR) 2025

UNHCR
The UN Refugee Agency

WFP
World Food Programme

EGYPT VULNERABILITY ASSESSMENT OF REFUGEES (EVAR) 2025

Acknowledgements

The 2025 Egypt Vulnerability Assessment for Refugees (EVAR) was conducted jointly by the United Nations High Commissioner for Refugees (UNHCR) and the United Nations World Food Programme (WFP), with coordination and technical support from the Joint UNHCR/WFP Programme Excellence and Targeting Hub (Joint Hub).

The team would like to express its sincere appreciation to the Central Agency for Public Mobilization and Statistics (CAPMAS) for its vital role in data collection. We are also deeply grateful to the many refugees who generously welcomed the survey teams, facilitated the process, and shared valuable information that made this assessment possible.

UNHCR Egypt:
Nermeen Abdelaziz, Jakob Arhem, Rasha Batarseh, Yasmine Hamza, Sebastian Herwig, Mona Jabasseh, Farah Nassef, Awat Salih, Myrna Shehata, Inas Sombol.

WFP Egypt:
Menna Anwar, Naglaa Ashraf, Bahaa El Geziry, Karim El Masri, Reem El Hadid, Dalia Elsabbagh, Hyunyoung Kim, Omneya Mansour, Sherifa Said, Nadine Yasser, Mahmoud Youssef.

WFP MENAEERO:
Lina Badawy, Chris Mawhorter.

Joint Hub:
Cristian Bevaqua, Michel Dikkes, Sunee S. Dongol, Cinzia Papavero, Cecilia Pietrobono, Ziad Rizkallah, Guillermo Rodriguez, Christine Strassmaier, Katy Williams.

Cover page photo:
UNHCR

The EVAR team included:

PARTNERS EVAR 2025

UNHCR The UN Refugee Agency

WFP World Food Programme

For more information about this report, please contact:

Joint UNHCR-WFP Programme Excellence and Targeting Hub:
wfp.unhcr.hub@wfp.org

UNHCR in Egypt: batarseh@unhcr.org

WFP in Egypt: amina.alkorey@wfp.org:

ACRONYMS

CAPMAS	Egypt's Central Agency for Public Mobilization and Statistics
EVAR	Egypt Vulnerability Assessment for Refugees
EGP	Egyptian Pound
FAQ	Frequently asked questions
FGD	Focus group discussion
FCS	Food consumption score
DR	Dependency ratio
JAF	Joint Analytical Framework
MEB	Minimum expenditure basket
MENAEERO	Middle East and North Africa, Eastern Europe Regional Office
MoSS	Ministry of Social Solidarity
NGO	Non-governmental organization
RSD	Refugee registration, documentation and refugee status determination
SMEB	Survival minimum expenditure basket
SOP	Standard pperating procedure
UNHCR	United Nations High Commissioner for Refugees
USD	United States Dollar
WFP	World Food Programme
PMT	Proxy means test
ProGres	UNHCR Profile Global Registration System
PCRA	Permanent Committee for Refugee Affairs
ENA	Essential needs analysis
UHIS	Universal health insurance scheme
TKP	Takaful & Karama programme
LCS	Livelihood coping strategies
rCSI	Reduced coping strategies index
CARI	Consolidated approach for reporting indicators of food security

Table of contents

EXECUTIVE SUMMARY **5**

OBJECTIVES, METHODOLOGY AND LIMITATIONS **7**

SECTION ONE: Operational environment **9**

Country and refugee context 10

Legal and policy framework 10

Programmatic overview 12

SECTION TWO: EVAR demographics, assistance, accountability and protection **13**

EVAR demographics 14

Assistance received 15

Accountability to affected people 15

Protection and social cohesion 15

SECTION THREE: Food security **16**

Household food consumption 17

Food-based coping strategies 18

SECTION FOUR: Livelihoods **19**

Income sources and livelihoods 20

Training and support 21

Asset ownership 22

Livelihood coping strategies 23

SECTION FIVE: Economic capacities **24**

Household expenditures 25

Economic capacity to meet essential needs 26

Gap analysis 27

SECTION SIX: Overall vulnerability **28**

Essential needs 29

Food insecurity 30

Overlap essential needs and acute food insecurity 31

SECTION SEVEN: Access to basic services **32**

Health services 33

Education 34

Shelter 35

Water, sanitation and hygiene (WASH) 35

SECTION EIGHT: Profiling **36**

SECTION NINE: Targeting and prioritization **38**

SECTION TEN: Conclusions and recommendations **40**

BIBLIOGRAPHY **42**

ANNEXES **43**

Executive summary

- **Egypt has consistently demonstrated its strong and ongoing support for refugees** by providing a safe haven for those fleeing conflict and persecution. Egypt is home to hundreds of thousands of refugees and asylum-seekers from Sudan, Syria, and more than sixty other nationalities. Egypt's approach to migrants, refugees, and asylum-seekers is grounded in full respect for human dignity and human rights, in line with its international obligations under the 1951 Refugee Convention and the 1969 Organization of African Unity Convention.
- **Egypt adopts a no-camp policy—one of the core principles of the Global Compact on Refugees**—which ensures refugees' freedom of movement and residence within host communities. The Egyptian government's efforts focus on expanding the inclusion of refugees within national systems, particularly in health and education services, and ensuring access to basic services on an equal basis with Egyptian citizens and without discrimination. These inclusive policies reinforce the principles of freedom of movement and access to services, reflecting Egypt's continued commitment to dignity, non-discrimination, and the right to a decent life for all refugees, asylum-seekers, and persons in need of protection.
- **In line with the principles of responsibility**-sharing, the Government of the Arab Republic of Egypt continues to work with humanitarian and development partners to expand refugee inclusion and address challenges. Despite pressure on national resources and ongoing economic challenges, Egypt maintains an open-door policy that grants refugees access to certain fundamental rights, reaffirming its historic role as a host country. In 2025, the Egyptian government, together with UNHCR and UNDP, launched the Refugee Response and Resilience Plan, which aims to provide life-saving assistance, strengthen national systems, and promote peaceful coexistence and self-reliance among refugees and host communities. The plan, led by UNHCR in partnership with UNDP, seeks to deliver a comprehensive and integrated response to both humanitarian and development challenges.
- Despite the efforts of the government and its partners, a significant funding gap continues to negatively affect integration efforts and access to essential services. By the end of 2025, the response plan—implemented with 30 partners—faced a funding shortfall exceeding 70 per cent of the total financial requirements for the year. In light of the unprecedented challenges posed by global displacement, a strong international response based on burden- and responsibility-sharing remains essential to support Egypt in integrating refugees, particularly in protecting the rights of those seeking international protection and expanding access to services and support. To further strengthen ongoing efforts, Egypt requires increased international solidarity and adequate funding to translate commitments and pledges into tangible results.
- **In the context of its commitment to providing a safe haven for those fleeing conflict,** Egypt adopted its **first national asylum law in December 2024,** becoming the first country in North Africa to enact such legislation. This landmark law will form the foundation of a comprehensive national asylum system led by the Egyptian government. Since its adoption, Egypt has been working on developing the executive regulations and establishing the Standing National Committee for Refugee Affairs to lead the transitional phase and oversee all asylum-related matters under state leadership. Despite global economic challenges and instability in neighboring countries, Egypt remains committed to moving forward with the establishment of a national asylum system in line with international standards. Once the law enters into force through the issuance of its executive regulations, it will grant refugees access to basic education and healthcare on an equal footing with Egyptians, as well as the right to work within the formal labor market.

Executive summary

In December 2024, UNHCR and WFP, in partnership with Egypt's Central Agency for Public Mobilization and Statistics (CAPMAS), completed the 2025 Egypt Vulnerability Assessment for Refugees (EVAR)—the first joint assessment since 2018. The assessment provides updated insights into the multi-dimensional vulnerabilities of refugees in Egypt.

- **Refugee numbers have increased while the resources to support them are diminishing.** Since the escalation of conflict in Sudan in April 2023, 0.7 million Sudanese refugees have been registered in Egypt - over a tenfold increase compared with pre-crisis levels. This increase is straining support systems amid an economic crisis and reduced humanitarian funding.
- **Levels of vulnerability, food insecurity and malnutrition among refugees are concerning.** About 65 percent of refugees are highly or extremely vulnerable and unable to meet their basic needs due to limited livelihoods, food insecurity and poor living conditions. Nearly 58 percent face moderate to severe food insecurity. Among them, 38 percent of food-insecure households report at least one child under five needing urgent nutrition support. The most vulnerable are female-headed households, with lack of formal education, including more children, female household members, and individuals with disabilities or chronic illnesses. They typically live in overcrowded or damaged shelters, lack basic amenities, and are frequently in debt.
- **Almost one-third of refugees in Egypt (32 percent) do not have acceptable food consumption.** These households consume infrequently, if at all, nutritious food groups such as protein or dairy. Almost all refugee in Egypt (92 percent) were found to adopt food consumption-based coping strategies reducing meal portion and frequency and restricting consumption of adult in favor of children.
- **Precarious livelihoods despite economic participation.** While 69 percent of refugee households have some income, employment is irregular and insufficient. Limited financial access and high debt levels drive many to adopt Crisis and Emergency coping strategies, such as taking high-risk jobs or reducing health expenses.
- **Registration and residency backlogs limit access to protection and services.** Nearly 844 000 Sudanese refugees have been registered as refugees, with the majority awaiting the issuance of an asylum-based residence permit, while others are still pending registration. Centralized processing of both hinders timely access to basic services and protection.

Based on these key findings, the following recommendations are proposed to enhance the effectiveness, efficiency and responsiveness of WFP's and UNHCR's programmes in Egypt:

- Considering financial availability and constraints, optimize resource allocation and further harmonize programmes to ensure efficient and effective humanitarian response.
- Agree on a revised UNHCR-WFP joint targeting strategy that prioritizes the most vulnerable refugees according to available resources. Establish joint monitoring systems to assess the impact of shifting support on refugees' well-being, food security, protection, and basic needs.
- Continue assessing levels of food insecurity and their impact on nutrition status, while maintaining the delivery of food and nutrition programmes and scaling up where feasible.
- Advocate for and implement joint strategies to accelerate refugee registration; decentralize and expand capacity to improve access to asylum-based residency procedures for improved local access; and ensure interim access to essential services and livelihoods while documentation is pending.
- Strengthen and align communication and feedback mechanisms across UNHCR, WFP, and partners to ensure refugees have clear, timely access to information, and to improve responsiveness and operational efficiency through enhanced systems, SOPs, and staff capacity.
- Where feasible, capitalize and strengthen complementarities and enhance efficiency in appeal processes to cash assistance by closely coordinating – and potentially integrating – UNHCR and WFP systems, especially in the context of a future joint targeting strategy, while building on existing mechanisms.

Objectives, methodology and limitations

Background

In December 2024, UNHCR's and WFP's Egypt country offices, in collaboration with Egypt's Central Agency for Public Mobilization and Statistics (CAPMAS) and with support from the UNHCR-WFP Joint Programme Excellence and Targeting Hub (Joint Hub) and UNHCR and WFP regional bureaus, completed the Egypt Vulnerability Assessment for Refugees (EVAR). This marks a significant milestone as it is the first joint UNHCR-WFP assessment in Egypt since 2018, providing an updated understanding of refugees' multi-dimensional vulnerabilities.

The assessment occurred in the context of the recent and ongoing influx of Sudanese refugees as well as rising costs of living, compounded by the lingering impacts of the COVID-19 pandemic and the repercussions of the war in Ukraine, while already underfunded humanitarian operations had started to suffer significant cutbacks.

Objectives of the EVAR

- Establish common understanding of current refugees' vulnerability levels, basic needs, food security, incomes, livelihoods and economic capacity outcomes as well as protection issues.
- Inform the review of the existing joint targeting and prioritization approach and associated eligibility criteria, if required.
- Inform joint (programmatic and strategic) activities that contribute to the self-reliance of refugees.
- Inform the protection priorities for refugees.
- Establish a valid baseline to inform and monitor the implementation of future targeting and prioritization approaches.

Methodology

The assessment is based on a mixed method that includes both:

- Quantitative data collection via household-level assessment.
- Qualitative information collection through focus group discussions (FGD).

The assessment follows the UNHCR-WFP joint analytical framework (JAF) – a set of tools designed to guide UNHCR and WFP country operations to reach a common understanding of the ability of refugees,

Fig. 1 UNHCR-WFP joint analytical framework

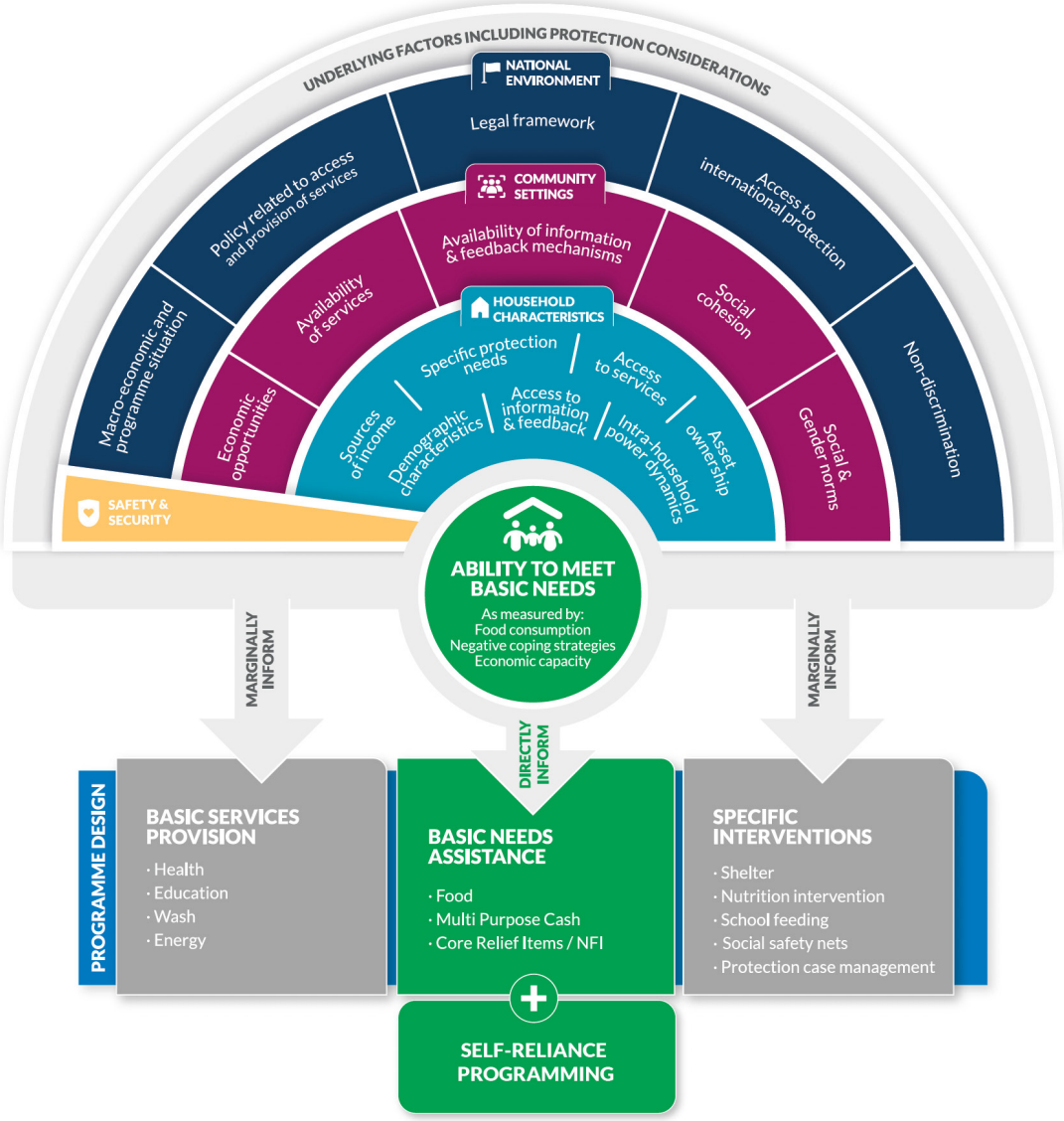

Source: UNHCR and WFP.

asylum seekers and other forcibly displaced people to meet their basic needs.

The JAF guides joint assessments and analysis that inform programmatic interventions (i.e. food, non-food, multi-purpose cash) for refugees to meet basic needs. It includes a dedicated self-reliance module to inform joint livelihoods and self-reliance programming. The framework builds on existing UNHCR and WFP corporate methodologies and experience to date, with the aim of complementing and operationalizing current joint guidance.

Sample design

The EVAR covered refugees registered in UNHCR's Profile Global Registration System (proGres). Its sampling was built around five nationality-based strata – refugees who arrived from Sudan since April 2023 ("new Sudanese"); protracted[1] refugees from Sudan ("protracted Sudanese"), refugees from the Syrian Arab Republic, "other Arabic" speaking[2] and non-Arabic[3] speaking countries. The sample includes four location-based strata – Greater Cairo[4] (71.1 percent of respondents), Alexandria (11.6 percent of respondents), Aswan (10.4 percent of respondents) and"other regions" (6.9 percent of respondents)[5].

For the quantitative data collection, simple random sampling was selected. To ensure representativeness of each nationality and location-based stratum described above, the sampling size was built at 385 households per stratum (95 percent confidence Level, 5 percent margin of error). A non-response share of 100 percent was then applied, increasing the sample size up to 6 930 households. Primary data collection for the EVAR took place between September and December 2024, covering 3 349 households nationwide after data cleaning (see table 1).

Weights were calculated based on the prevalence of nationality-based strata in both the sample and the population. These weights were then applied to each indicator to obtain the results for refugees at national level. Additional qualitative data were collected by staff from both agencies in February 2025 in the form of 19 FGDs nationwide. The triangulation of both qualitative and quantitative data forms the basis of the subsequent analysis.

Limitations

Several limitations were identified in the data collection process:

- The sample only included households registered with UNHCR, potentially causing an underestimation of vulnerability levels among the registered and unregistered refugee population.
- Data collection did not reach the required minimum size for representative sampling of Aswan and "other Arabic" speaking strata.
- Data collection was concentrated in the fourth quarter of 2024 and therefore seasonality patterns were not captured.
- Data were representative at either the nationality or the location-based level. However, further representation at both nationality and location-based level would have required a significantly larger sample size, which was not feasible due to time and resource constraints.
- An additional limitation concerns the vulnerability framework, which relies on expenditures as a proxy for consumption. While this approach provides useful indicative insights, it may not fully capture household consumption patterns with the same level of accuracy as detailed consumption or diary-based modules.

Terminology

In this report, the term 'refugee' is used to refer to the analysed population, comprising all registered refugees and asylum seekers in Egypt. Mentions of specific nationalities or locations refer only to the sampled refugee population. In all graphs, "other Arabic" and "non-Arabic" refer to "other Arabic" speaking and non-Arabic speaking nationalities. Unless specified, "households" refer to "refugee households" rather than the national population.

Table 1. Weights for nationality-based strata of households

	Sample	Population	Weight
Syrians	816	53 260	0.60
New Sudanese	1 100	207 204	1.74
Protracted Sudanese	656	32 372	0.46
Other Arabic	277	5 316	0.18
Non-Arabic	500	64 745	1.20
TOTAL	**3 349**	**362 897**	-

Unless otherwise stated, all data for the graphics in this report are sourced from the EVAR.

[1] UNHCR defines a protracted refugee situation as "one in which 25,000 or more refugees from the same nationality have been in exile for five consecutive years or more in a given asylum country".

[2] Yemen (60.3 percent), Iraq (39.4 percent), Lebanon (0.4 percent).

[3] Eritrea (42 percent), South Sudan (38.6 percent), Somalia (8.8 percent), Ethiopia (8.4 percent), Afghanistan (1.0 percent), Burundi (0.4 percent), Guinea (0.2 percent), Nigeria (0.2 percent), Congo (0.2 percent), Türkiye (0.2 percent).

[4] The metropolitan area of Greater Cairo comprises the entire Cairo Governorate and parts of the Giza and Qalyubia governorates.

[5] Damietta (37.2 percent), Al-Sharqia (3.1 percent) and Al-Bahira (1.3 percent).

SECTION ONE:
OPERATIONAL ENVIRONMENT

Country and refugee context

By end February 2026, around 1.1 million registered refugees had sought safety in Egypt from more than 60 countries across Africa and the Middle East, including Sudan, Syrian Arab Republic, South Sudan, Eritrea, Ethiopia, Somalia, Yemen and Iraq (see Fig. 2). Of them, 0.8 million were registered refugees from Sudan.

Egypt is at a critical juncture in 2025, with the Sudan crisis – the world's biggest displacement situation – on its southern border, the Gaza and Syria emergencies to the east and its own economic challenges, all amid severe humanitarian and development funding cuts. In this context, it is both a transit and destination country for refugees.

Refugees in Egypt live mainly in urban settings that offer some level of economic opportunity and livelihoods, largely in Greater Cairo, Alexandria, Al-Sharqia, Damietta and other cities in the northern and eastern parts of the country (see Map 1). In recent years, however, Egypt's economic challenges have considerably increased the vulnerability of both refugees and host communities. The enduring economic impact of the COVID-19 pandemic along with the global impact of the war in Ukraine have contributed to high inflation and currency depreciation, with the rising cost of housing, food, healthcare, education and other essential goods and services limiting access to food and other basic needs.

Legal and policy framework

Following registration with UNHCR, refugees can approach the immigration authorities to obtain a renewable, asylum-based residence permit to regularize their stay in Egypt. This is vital as it provides further protection against refoulement and allows them to access public services, including birth registration, education, health and access to justice and law enforcement.

As a positive step, and starting from April 2025, the validity of asylum-based residence permits was extended from 6 months to 1 year, providing greater legal and administrative stability for refugees, and reducing administrative pressure on authorities. The national asylum law, once it enters into force, will provide an opportunity to address some of these challenges related to residency.

However, both processes – registration and obtaining a residence permit (and its extension) – face backlogs, especially given the surge in new refugees from Sudan. Around 73,000 refugees from Sudan are awaiting registration with UNHCR. There is an even greater backlog for asylum-based residence permits with the large number of new refugees straining the existing capacity of immigration authorities. The lack of such permits hinders access to basic services and protection.

In addition, availability of documentation is a challenge for many refugees in Egypt. On average, only around one-third have a valid passport, falling to just 13 percent of non-Arabic speaking refugees.

In late 2024, Egypt enacted a new asylum law creating the Permanent Committee for Refugee Affairs (PCRA) as the principal authority for managing refugee affairs and safeguarding their rights, including improving their integration into the workforce and expanding their access to essential services. Initial executive regulations are expected in the coming months, detailing refugees' access to services and the labour market. The law also transfers key responsibilities – such as refugee registration, documentation and Refugee Status Determination (RSD) – from UNHCR to Egyptian authorities.

Fig. 2 Registered refugees in Egypt by country of origin, February 2026.

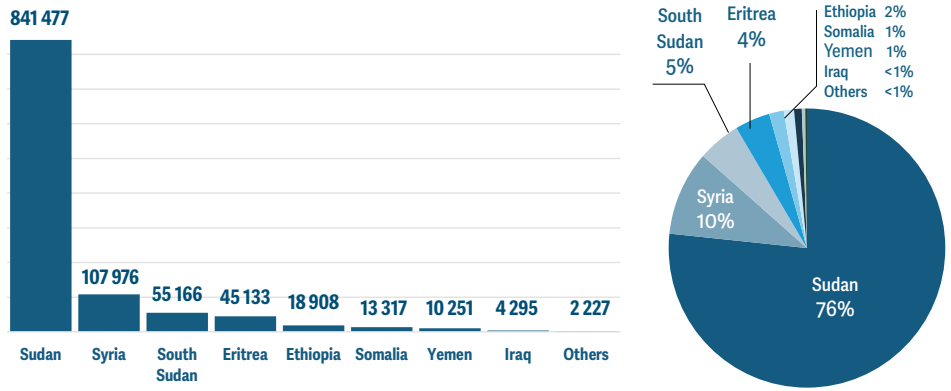

Source: UNHCR, February 2025.

Impact of the conflict in Sudan

Before the April 2023 escalation of conflict, Egypt already hosted around 60 000 Sudanese refugees who had settled in Egypt due to historical migration patterns and conflicts in Sudan. Many of them have lived in the country for decades, engaging in studies, work, investment and healthcare.

As of February 2026, 1.5 million Sudanese national had arrived in the country, according to the Government of Egypt. Almost half, 0.8 million people, have registered as refugees with UNHCR, with around 73,000 still awaiting registration. This means that the number of registered refugees in Egypt has increased by 274 percent between April 2023 and February 2026.

Almost all new refugee arrivals from Sudan are Sudanese nationals, originating mainly from central and northern areas of the country, including Khartoum state. In Egypt, Sudanese refugees live predominantly in urban centres in the north and east of the country, while a sizable share resides in Aswan, the first urban or semi-urban area they reach upon arrival from Sudan.

Since early 2025, relative stabilization in Al Jazirah, Khartoum, and Sennar states has enabled around 320,000 Sudanese nationals to cross back into Sudan—mostly from Egypt and South Sudan. Many are returning temporarily to assess the situation before deciding whether to resettle permanently (UNHCR, August 2025)

Map. 1 Location of refugees in Egypt, February 2026

Source: UNHCR February 2026.

Number of refugees — Governorate boundary

Programmatic overview

UNHCR in Egypt provides registration, legal aid and refugee status determination. The agency works closely with the Government of Egypt and humanitarian partners to integrate refugees into national systems, supporting self-reliance and social cohesion. Targeted programmes address Violence against women and girls, child protection and emergency response and multi-purpose cash assistance, particularly following the surge in Sudanese arrivals since April 2023. WFP supports refugees and crisis-affected populations in Egypt through food assistance, nutrition support, and self-reliance initiatives. It provides monthly cash transfers to refugees, enabling them to purchase food and meet essential needs. Additionally, pregnant and breastfeeding women receive targeted nutrition assistance to improve maternal and child health. In 2024, WFP launched skills development and vocational training programmes for refugees, Sudanese crisis-affected populations, and Egyptians in host communities, aiming to enhance livelihood opportunities and social cohesion. (see table 2).

In 2025, limited funding and deep uncertainty over donor contributions forced UNHCR and WFP to suspend or scale back assistance. For UNHCR, this included the suspension of all medical treatment for refugees in Egypt, except for emergency life-saving procedures—affecting approximately 20 000 patients. Services suspended include cancer surgery, chemotherapy, heart surgery, and treatment for chronic conditions such as diabetes and hypertension. Meanwhile, WFP was compelled to gradually reduce the number of Sudanese and other refugee populations receiving food assistance (via cash-based transfers), from 235 000 in early 2025 to just 150 000 by June. The amount of food assistance per person was also reduced by 33 percent. If no additional funding is secured, WFP will be forced to halt critical humanitarian aid to the most vulnerable by August 2025.

Table 2. UNHCR assistance

PROGRAMME	PACKAGE	TARGET 2025
Multi-purpose cash assistance (MPCA) through post office	EGP 4 620 per household of 4, bimonthly	20 000 households or 80 000 individuals
Emergency cash grant to new arrivals	~ EGP 4 000 per household once a year	Ongoing – based on funding availability
Winter assistance	EGP 3 505–19 000 (depending on household members)	For 2025 target based on funds
Cash assistance for unaccompanied and separated children	~ EGP 1 300 per month	3 700 children
Shelter support	EGP 6 300 one-off	760 cases
Safety and recovery package	EGP 8 400 one-off	400 individuals
Voluntary repatriation cash grant	USD 100-150 one-off	
Education grants	EGP 1 300 - 3 000 once a year	~75 000 students
Education grants	~EGP 15 000 once a year	~ 1 000 children with disabilities
Wage employment support	Skills development training, career guidance and job matching support	640 individuals
Entrepreneurship support	On average EGP 30 000, plus business management training and coaching	1 600 individuals (60% Sudanese, 40% Syrians, other nationalities and host community)
Support to artisans MADE51 initiative	Product design/development, market linkages	100 individuals

Table 3. WFP assistance

PROGRAMME	PACKAGE	TARGET 2025
General food assistance cash E-cards – Fawry	EGP 750 per month per individual (no cap for new arrivals)	250 000 individuals
Nutrition to pregnant women	EGP 750 per month (pre-paid card)	8 000 PBM and children
Food for training programme	USD 85 (EGP 4 000) / training conditional on 85% attendance, one-off	15 000 individuals (50% refugees – 50% Egyptians)
Vocational training, food for training, micro grants and mentorship	USD 750 one-off	1 300 individuals target 2025 (50% refugees – 50% Egyptians)

SECTION TWO:
EVAR DEMOGRAPHICS, ASSISTANCE, ACCOUNTABILITY AND PROTECTION

EVAR demographics

Overall, refugee households in Egypt exhibit a range of demographic characteristics. Among household heads, the majority are male, married, and a significant proportion is chronically ill (29 percent), illiterate (9 percent), or elderly (10 percent).

In terms of protection challenges, 15 percent of households include at least one disabled member, and nearly half (48 percent) have at least one chronically ill member. The average household size is four, with two children and one elderly member. The dependency ratio stands at 2, meaning each working-age member supports, on average, two dependents.

Gender distribution

Among the sampled refugee population, 51 percent are female and 49 percent are male, matching UNHCR population data patterns. Syrian households tend to have a higher percentage of male members (59 percent).

Average household size

Refugee households have on average four members, with new Sudanese arrivals having more (five members), and non-Arabic speaking refugees having the least (three).

Workforce

While almost all household members who are able to work do so, most engage in temporary or irregular employment. This is also due to legal restrictions on access to the formal labour market for refugees in Egypt. Once new regulations under the Permanent Committee for Refugee Affairs (PCRA) are implemented, refugees will be able to access the formal labour market.

Sex and marital status of household heads

While overall the share of female and male household heads is relatively equally distributed (49 percent vs. 51 percent), stark differences exist across nationalities. Syrian households are more likely to be male-headed (82 percent), compared with non-Arabic speaking and new Sudanese arrivals, which are mainly female-headed (60 percent and 55 percent). However, in most households, men make the final decision on how assistance and especially income are used.

The large majority (89 percent) of households across all groups are headed by an adult, aged 18–60 years, though "other Arabic" speaking refugee households have a higher share of elderly household heads (19 percent). The number of child-headed households is generally very low (2 percent), though slightly higher for non-Arabic speaking households (5 percent).

Overall, more than half of household heads are married or engaged (54 percent), while more than one-quarter are single (29 percent). The remaining share of heads of households are separated, divorced or widowed (17 percent). Syrian household heads are the most likely to be married (65 percent) and non-Arabic speaking heads of household the most likely to be single (43 percent).

Education levels

Education levels among refugee household heads in Egypt are generally high. One-quarter (26 percent) indicate having a university or higher educational degree, including 42 percent among new Sudanese arrivals and one-third (33 percent) of "other Arabic" speaking households. Almost one-third (30 percent) of household heads have a secondary/technical education or vocational training, and 15 percent have preparatory education. The share of preparatory education is higher among Syrian household heads (33 percent). Overall, 9 percent of refugees in Egypt are illiterate, with a higher prevalence among "other Arabic" speaking households (17 percent).

Children, the elderly and people with specific needs

The refugee population is generally young with 40 percent under 18 years old and 10 percent under 5 years old. Almost two-thirds of households (62 percent) had at least one child under 18 years of age. Around 7 percent of the refugee population are over 60 years old with almost a quarter of households (22 percent) having at least one elderly

Table 4. Overview of demographics of refugee households in Egypt

	Characteristics	Nationality						Location			
		Overall	Syrians	New Sudanese	Protracted Sudanese	Other Arabic	Non- Arabic	Greater Cairo	Alexandria	Aswan	Other regions
Household Head	Female	49%	18%	55%	45%	38%	60%	45%	40%	50%	18%
	Elderly (≥60 years)	10%	9%	15%	8%	19%	2%	10%	16%	11%	6%
	Child (<18 years)	2%	<1%	<1%	<1%	0%	5%	1%	<1%	<1%	1%
	Married	53%	65%	61%	54%	56%	36%	54%	60%	61%	71%
	Disabled	4%	4%	5%	3%	8%	4%	3%	5%	10%	6%
	Chronically ill	29%	31%	34%	23%	43%	20%	27%	47%	30%	29%
	Illiterate	9%	4%	5%	9%	5%	17%	8%	5%	6%	5%
Protection	≥ 1 disabled member	15%	11%	20%	12%	21%	9%	13%	16%	30%	11%
	≥ 1 chronically ill member	48%	52%	58%	38%	61%	33%	45%	70%	54%	51%
Household demographics	Female	51%	41%	55%	48%	47%	53%	49%	52%	49%	45%
	Size	4	4	5	4	4	3	4	5	5	4
	Children (<18 years)	2	2	2	2	1	1	2	2	2	2
	Elderly members (≥60 years)	<1	<1	1	<1	<1	<1	<1	<1	<1	<1
	Dependency ratio	2	2	2	2	2	2	2	2	2	2

member, rising to a third among new Sudanese arrivals.

A significant share of household heads (29 percent) has a chronic illness, with a higher prevalence among "other-Arabic" speaking households (43 percent) and among refugees in Alexandria (47 percent). In addition, 4 percent of household heads have a disability, with the highest prevalence among "other-Arabic" speaking households (8 percent).

Almost half (48 percent) of households have at least one member with a chronic illness, while 15 percent have at least one member with a disability. However, the prevalence is higher among new Sudanese arrivals and "other-Arabic" speaking households in which around one in five households has at least one member with a disability.

Dependency ratio (DR)

About 42 percent of refugee households have a dependency ratio equal to or higher than two, meaning that for every able-bodied, working-age adult aged 18–60 years, at least two household members are unable to engage in productive work because they are too young (under 18 years old), too old (over 59 years old) or disabled or chronically ill. The highest share of households with a DR equal to or higher than two are among new Sudanese arrivals (48 percent) and refugees in Alexandria (52 percent).

Duration of displacement

On average, refugees in Egypt have been in the country for 4.2 years, with significant variations between nationalities. While new Sudanese arrivals have been displaced on average for over a year before the EVAR, other refugee households have been displaced for 5.5–8.1 years.

Assistance received

Over one-third of sampled refugee households (34 percent) received assistance in the 3 months prior to the EVAR, mostly from UNHCR and WFP (25 percent) or family and friends (21 percent) and religious organizations (4 percent). The proportion receiving assistance reached 67 percent among Sudanese refugees, 41 percent for non-Arabic speaking refugees and 40 percent for Syrians, but was lower for other Arabic refugees (28 percent). In terms of geographical locations, assistance ranged from 39 percent of refugees in Alexandria to 35 percent in Greater Cairo and 25 percent in Aswan. In other regions, 36 percent of refugees received assistance. The most common assistance provision modalities are cash transfers/vouchers (39 percent), in-kind (10 percent) and non-food essential assistance (3 percent).

Accountability to affected people

Family members, neighbours and friends (30 percent) and SMS (20 percent) are the main sources of information on assistance for refugees, with a particularly high reliance on family members, neighbours and friends in Aswan (60 percent).

However, one-quarter of all refugees in Egypt (25 percent) reported that not all community members had access to information on assistance, especially among new and protracted Sudanese refugees, older people, people with disabilities and women, and among refugees in Aswan.

Feedback and complaints across all refugee groups are primarily reported via the UNHCR and WFP helpline (40 percent and 2 percent), followed by in-person visits to a UNHCR or partner office (12 percent) with a higher prevalence of in-person visits in Alexandria (40 percent).

About one-quarter of refugees in Egypt (26 percent) indicated that the existing feedback and complaints mechanisms are not accessible to all refugees, especially for the elderly, women and illiterate people (see table 5).

While about half of households reported having used a feedback mechanism before, 40 percent of those who did not use these mechanisms reported not knowing how to ask questions (especially in Aswan and Cairo) or share feedback or that it was even possible to do so, and 19 percent revealed that they did not trust that their input would be useful or taken into consideration. This concern was especially common among non-Arabic speaking and "other-Arabic" speaking refugee groups. In fact, a large majority (almost 75 percent) did not receive an answer after using a feedback and complaints mechanism, and most who did were not satisfied with the answer.

Protection and social cohesion

Many refugees in Egypt, especially Syrian and Sudanese, have been settled in the country for many years, living in urban areas among host communities in an environment conducive to integration, allowing for cultural exchange, interaction and economic participation.

Due to the increasing influx of refugees, some participants expressed concerns related to exclusion, a feeling that may be further exacerbated by the economic challenges facing the country.

Refugees without a residence permit risk and fear detention and deportation, which limits their freedom of movement and participation in public life. The backlog of asylum-based residence permits by the Government of Egypt also negatively affects employment opportunities and school enrolment. Meanwhile, a UNHCR-registration backlog (240 000 as of June 2025) limits access to asylum-based residence permits.

Around 13 percent of households reported experiencing conflict or tension with other communities in the past 12 months, with a higher occurrence in Aswan (24 percent).

Perceived disparities in assistance provided to refugees (29 percent), limited employment opportunities (21 percent) and unpaid debt (17 percent) were cited as the primary causes of conflict and tension. Overall 10 percent of refugees reported that perceived disparities contributed to tension/conflict within the community or between different groups, including refugees, migrants, and the host community This rose to 38 percent among Syrians and 45 percent among refugees living in Alexandria where lack of employment opportunities was also frequently reported as a cause (31 percent).

Table 5. Share of refugee households facing challenges accessing assistance information (by group)

GROUP	TOTAL
Elderly (>60 years)	25%
People with disabilities	19%
Women	16.5%
Living in remote locations	11%
Illiterate people	11%
Young people (15–24 years)	5%
Other minorities	5.5%
Non-Arabic speakers	4%
Non-English speakers	2%
Others	1%

SECTION THREE:
FOOD SECURITY

Household food consumption

The food consumption score (FCS) is a WFP and UNHCR corporate indicator used as a proxy for food security. It is a composite indicator based on households' dietary diversity, food consumption frequency, and relative nutritional value of different food groups. The FCS is calculated by asking how often households consume food items from the eight different food groups – meat, fish and eggs, dairy, pulses, staples, vegetables, fruits, oil and sugar (plus condiments) – during a 7-day reference period. In addition, the module collects data on where households source the food they consumed.

Almost one-third of refugees in Egypt (32 percent) do not have acceptable food consumption, meaning they consume infrequently, if at all, nutritious food groups such as protein or dairy. Around 8 percent of the analysed population have poor consumption and 23 percent borderline consumption (see Fig. 3).

Poor food consumption is particularly high among non-Arabic speaking (12 percent), protracted Sudanese (10 percent) and Syrian (9.6 percent) households. These households face extreme food consumptions gap or suffer loss of livelihood assets leading to food consumption gaps. They rely on carbohydrate-heavy diets, with minimal or almost no protein-rich foods, such as meat or dairy, or other essential nutrients, indicating poor dietary diversity and nutritional deficiencies.

Households with borderline food consumption face food consumption gaps and are unable to meet required food needs without applying Crisis coping strategies. Similar to the pattern of poor food consumption, the share of households in this category is particularly high among protracted Sudanese (30 percent) and non-Arabic speaking households (27 percent). Households with borderline food consumption typically have a monotonous diet dominated by staples such as bread, rice or pasta, with only occasional access to vegetables, oil and pulses and limited intake of protein-rich foods.

Differences in household food consumption between locations exist, with poor food consumption most pronounced in "other regions" (15 percent) likely due to limited markets in more remote locations. In Greater Cairo, 9 percent of households have poor food consumption likely due to high prices in urban areas. Meanwhile, acceptable food consumption tends to be higher in Aswan (83 percent) and Alexandria (81 percent), potentially due to lower non-food expenditure levels and lower food prices compared to other locations.

While most refugee households tend to frequently consume plant-based, protein-rich foods, consumption of animal-sourced protein, Vitamin A-rich and especially heme iron-rich foods show significant deficits.

The vast majority of households (73 percent) consumed protein-rich foods daily, and another 25 percent consumed them 1–6 times during the week prior to the survey, but these proteins were predominantly plant-based, such as pulses. As a result, households are likely missing out on key micronutrients found in animal-sourced proteins. Syrian refugee households and those in "other regions" show particularly limited access, with 5 percent and 10 percent, respectively, reporting no protein consumption during the reference week. Focus group participants also noted that high food prices have forced them to significantly reduce or entirely stop consuming animal-based proteins.

On average, less than half of refugee households (49 percent) consume Vitamin A-rich foods at least seven times per week, with a lower prevalence among non-Arabic speaking refugee households (40 percent) and protracted Sudanese refugees (40 percent). Around 4 percent of refugee households never consumed these foods, rising to 6 percent among non-Arabic speaking households.

Fig. 3 Share of households by food consumption score (FCS) group

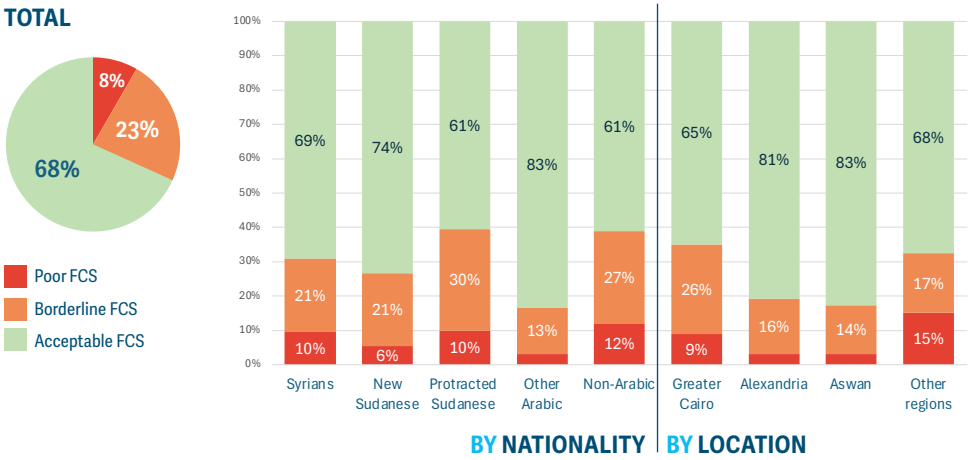

Foods rich in vitamin A
(1) Milk and other dairy products (fresh/sour milk, yoghurt, cheese, other dairy products); (2) organ meat (such as liver, kidney, heart); (3) eggs; (4) orange vegetables rich in vitamin A (carrot, red pepper, pumpkin, orange sweet potatoes, butternuts); (5) green leafy vegetables (spinach, broccoli and/or other dark green leaves, cassava leaves, pumpkin leaves) and (6) orange fruits rich in vitamin A (mango, paw paw, apricot, peach).

Foods rich in protein
Foods from the following six groups: (1) legumes/nuts (beans, cowpeas, peanuts, lentils, soy, pigeon peas and/or other nuts); (2) milk and other dairy products; (3) flesh meat (beef, pork, lamb, goat, rabbit, chicken, duck, other birds, insects); (4) organ meat; (5) fish including fresh, sun-dried and/or canned fish in large quantities (not as a condiment) and (6) eggs.

Food rich in heme iron
Foods from the following three groups: (1) flesh meat; (2) organ meat and (3) fish.

Heme iron from animal-based foods was the least frequently consumed nutrient, reflecting the above-mentioned low consumption of animal-based proteins. More than half of refugee households (58 percent) never consumed such foods in the week prior to the survey, with a higher prevalence among protracted Sudanese (64 percent) and non-Arabic speaking (65 percent) refugee households. While 4 in every 10 households (42 percent) consumed heme iron-rich foods 1-6 times during the week prior to the survey, less than 1 percent consumed them on a daily basis, with similar share across all nationalities and locations. The lack of heme iron intake is particularly concerning given that nearly two-thirds of households include at least one child under the age of 18 years. Heme iron, primarily found in animal-based foods, is essential for children's growth, cognitive development, and overall health.

Food-based coping strategies

About 38 percent of food-insecure refugee households have at least one child under the age of five, increasing their vulnerability to food insecurity and poor nutritional status. These children are at heightened risk of stunting, micronutrient deficiencies, and even wasting - conditions that underscore the urgent need for access to nutritious food essential for their growth and development. Ensuring proper nutrition at this critical stage has lasting impacts on children's health, cognitive development, educational attainment, and future socio-economic status, helping to break the cycle of poverty and malnutrition.

The **reduced coping strategies index (rCSI)** uses a subset of coping strategies from the full coping strategies index (CSI), focusing on five key food-related coping mechanisms that households adopt when facing food shortages. The index measures the frequency and severity of the food-based behaviours that the households had to employ in the 7 days prior to the survey when they did not have enough food or money to purchase food. These strategies include reducing meal portions and number of meals, borrowing food or relying on assistance, consuming cheaper or less preferred foods or prioritizing food for children over adults. A higher rCSI score indicates greater food insecurity, as it means households are relying more heavily on negative coping mechanisms. For this analysis, a score above 18 indicates severe rCSI, a score of between 3 and 18 indicates moderate rCSI, and a score below 4 indicates minimal rCSI.

In response to constraints to purchase food, almost all refugees in Egypt (92 percent) were found to adjust their food consumption patterns, adopting food consumption-based coping strategies index (rCSI). This trend was consistent across all sampled nationalities and locations, only with slightly lower prevalence among Syrian and protracted Sudanese refugee households (see Fig. 4). However, notable differences emerged when analysing the severity of these coping strategies.

Among households that adopted rCS, half (50 percent) resorted to severe strategies, both in terms of frequency and the use of strategies with relatively higher severity or weight, such as adults restricting their consumption in favour of children (See Fig. 5). Non-Arabic speaking households were the most affected, with almost 59 percent employing severe rCS, followed by new Sudanese refugee households (52 percent). While the use of severe rCS was relatively evenly distributed across most locations, it was significantly lower in "other regions".

Among households that adopted rCS, 37 percent employed moderate strategies, indicating that households struggle to meet their food needs without severely compromising their health or livelihoods. They may be depleting savings, consuming less preferred or less nutritious foods, or reducing portion sizes to stretch limited food. Syrian households were more likely to employ moderate strategies (41 percent) compared with other nationalities. Most households in "other regions" (66 percent) employed moderate rCS.

Fig. 4 Share of households by reduced coping strategies index (rCSI) category

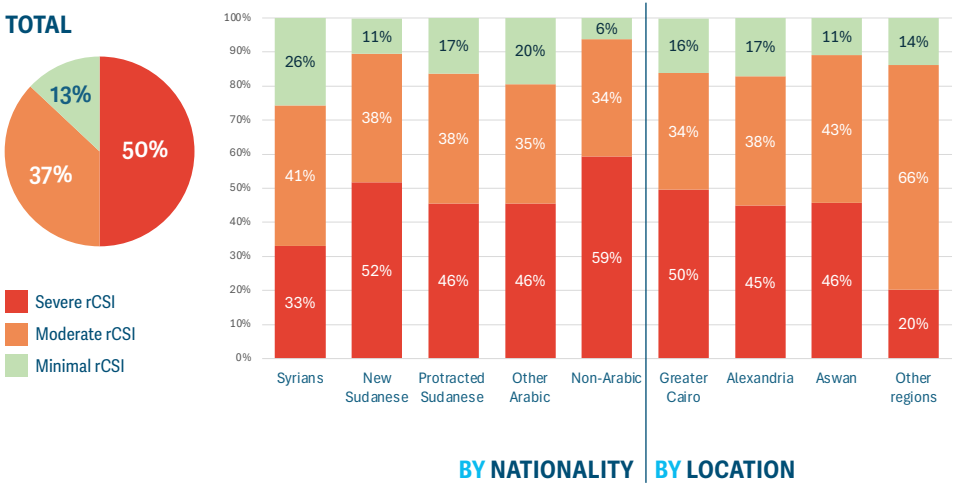

Fig. 5 Share of households adopting any reduced coping strategies (rCS), by nationality and location

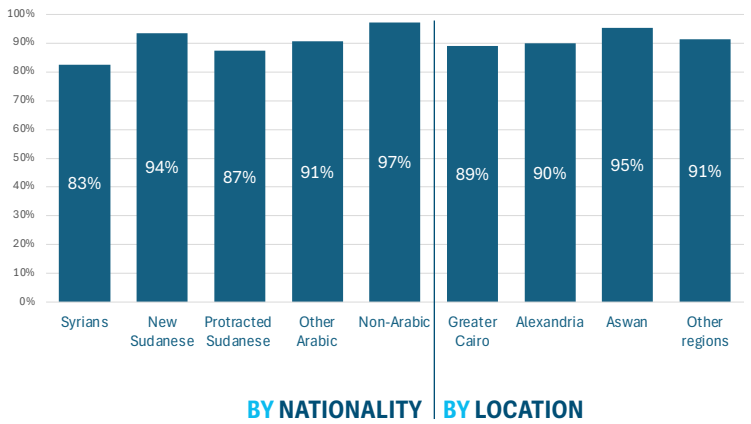

SECTION FOUR: LIVELIHOODS

Income sources and livelihoods

While most refugees engage in some level of income-generating activity, work conditions remain highly precarious, leaving some refugees in Egypt vulnerable to exploitation and discrimination as a result of limited opportunities.

Typical employment for refugees includes work in factories, construction, catering, cleaning, driving, barbering and small business ownership – such as shops, bakeries, hair salons, sewing and online enterprises. However, these forms of employment remain informal and mostly casual in nature.

The National Asylum Law No. 164 of 2024, once it enters into force, will mark a new phase for livelihoods and economic integration. The law grants refugees the right to work and will regulate their employment in Egypt, ensuring their protection from the risks of exploitation. Currently, refugees' right to work falls under the same legal framework that applies to all foreigners, primarily governed by the Labour Law No. 12 of 2003 (as amended by Law No. 90 of 2005) and Ministerial Decree No. 136 of 2003 (most recently amended by Decree No. 146 of 2019). These laws do not differentiate between refugees and other foreign nationals and outline several conditions for employment, de facto preventing formal employment of refugees. New bylaws under the Permanent Committee for Refugee Affairs (PCRA), established in late 2024, will grant refugees' access to the formal labour market.

It is worth noting that National Asylum Law No. 164 of 2024, once it enters into force, will grant refugees the right to work, establish businesses, work independently, or join existing companies, in accordance with the relevant laws and regulations.

Until the law enters into force, refugees pursuing self-employment opportunities, the same regulations related to foreigners apply. Any foreigner who wishes to start a business must submit a valid passport, a copy of the business plan, a power of attorney for a lawyer, a security clearance, and certification of the Ministry of Investment. The main challenges for refugees relate to being unable to submit a valid passport and residence permit. The bureaucratic procedures associated with establishing and registering a business, and with obtaining a licence, especially given their limited access to the formal financial system (see section 'Saving, debt and access to financial resources'), force most refugees to work in the informal sector or at least under informal and unofficial conditions.

While 69 percent of refugees in Egypt engage in income-generating activities[6], casual work is the main source of income for 37 percent and regular employment (in the informal sector) for 31 percent (see Fig. 6). While gifts, aid and assistance constitute the primary income for 15 percent of refugees, they constitute a more significant secondary income source (24 percent). Similarly, borrowing and credit are significant secondary income sources (20 percent).

Regular employment is more common among Syrian refugees (63 percent), and casual work among protracted Sudanese refugees (50 percent) and non-Arabic speaking (47 percent) refugees (see Fig. 7). Geographically, regular employment is more accessible in Alexandria and "other regions", while in Aswan and Cairo, employment tends to be more casual in nature. Despite offering slightly more stability, refugees working in regular employment still face exploitation and discrimination. One FGD participant stated: "Business and factory owners hire refugees for a very low salary and say, "take it or leave it".

While refugees in Egypt live primarily in urban settings where they have physical access to markets and services in the same way that local communities do, low and unstable income limits their purchasing power and access to food.

Participants in the FGDs expressed the difficulty they faced in generating enough income to meet basic needs like rent, food, healthcare and education. Most participants reported limited or temporary employment opportunities and low, daily wages, mostly in shops, bakeries, hairdressing and other small businesses. Women face additional barriers to employment, with some turning to home-based work, like cooking or sewing, while others find that childcare duties, lack of experience or illness prevent them from securing jobs.

Refugees' legal status, skill levels, and access to resources, such as financial capital or training, play a crucial role in securing employment, as do social networks and brokers, but opportunities often come with low pay and poor working conditions.

Refugees have no access to Egypt's social assistance "Takaful & Karama" programme (TKP) amid high needs among Egyptian nationals. The TKP covers 17 percent of the Egyptian population with an estimated 40 million on the waiting list.

Fig. 6 Primary source of income for refugees in Egypt

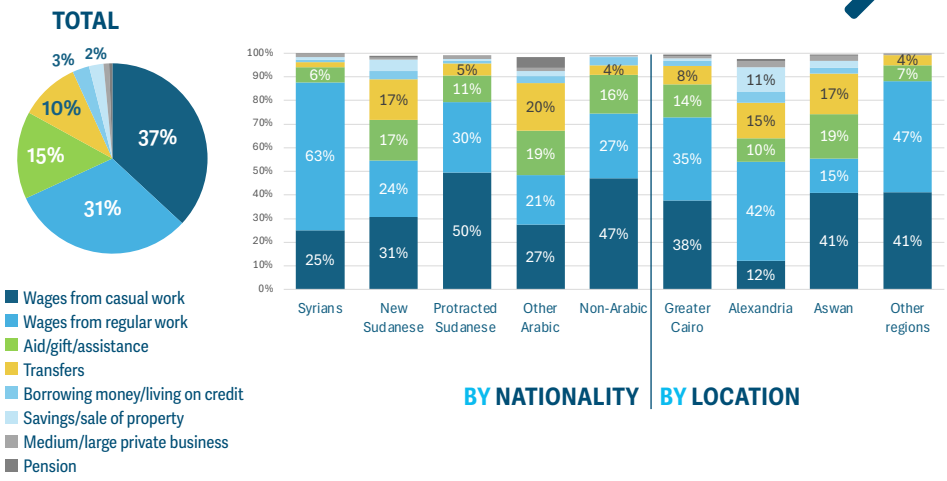

Fig. 7 Secondary source of income for refugees in Egypt

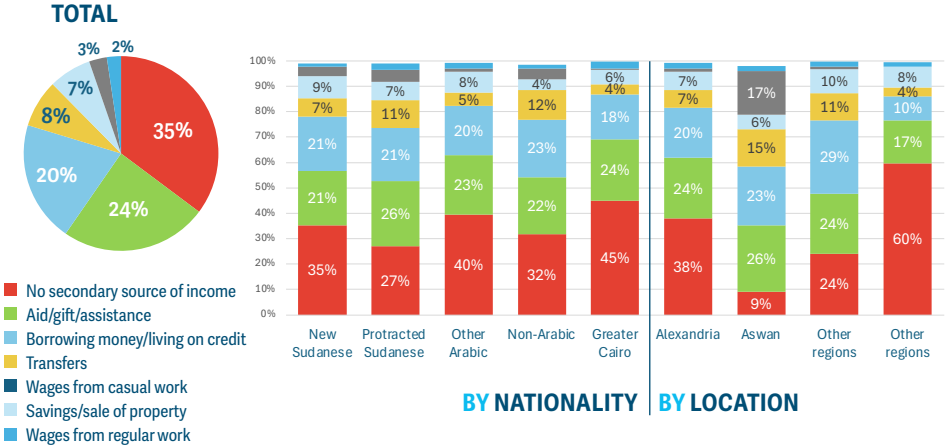

[6] Including the following income categories: Casual work, regular work, medium/small business, Income from real estate (profits/interest/rent).

Training and support

Although many refugees in Egypt have high levels of education and technical training, challenges persist around the recognition of their qualifications. As previously mentioned, once the asylum law enters into force, refugees will have the right to recognition of certificates and qualifications obtained abroad.

Participants in the FGD noted that vocational training programmes frequently lack alignment with labour market demands, while grants for entrepreneurship programmes are often insufficient to start businesses. Additionally, barriers such as limited awareness and scepticism among refugees, high transportation costs and time constraints further reduce the reach and impact of training initiatives that could otherwise lead to stable employment.

Table 7. Share of households owning assets

Basic asset	Percentage	Luxury asset	Percentage
Non-electric burner	92%	Second cell phone	21%
Smart phone	92%	Air conditioner	18%
Bed	85%	Oven	9%
Sofa	78%	Heater	6%
Refrigerator	72%	Computer	5%
Television	62%	Tablet	4%
Water heater	41%	Other washing machine	3%
Mobile internet	39%	Bicycle	3%
Iron	29%	Motorcycle	2%
Auto washing machine	22%	Car	2%

Table 8. Share of households owning assets per type of asset

Asset type	Percentage / number
Basic assets (Cooking device, fridge, water heater, phone, internet, sofa)	100%/5.3
"Luxury" assets (washing machine, dryer, AC, TV, tablet, car/ motorcycle, iron)	70%/1.6
Transport assets (car, motorcycle, bicycle)	4%/>1
Electronic services	80%/2.2

Asset ownership

While a substantial share of refugee households in Egypt have access to assets, they tend to reflect the minimal living standards of the urban context in which they are living due to the adaptive and economic challenges they face.

Assets play an important role in determining a household's resilience to food insecurity and economic shocks. Conversely, households with few or deteriorating assets are more vulnerable, as they have limited means to generate income or secure food.

Almost all refugee households (99.9 percent) in Egypt possess or have access to, on average, five basic assets, such as a cooking device (non-electric burner), smart phone, fridge, bed or sofa (see tables 7 and 8), most of them as part of a furnished apartment. A substantial part (71 percent) also has access to one "luxury" asset, such as a washing machine, dryer or a TV – most likely as part of a furnished apartment (see table 8). Protracted Sudanese and non-Arabic speaking refugees are significantly less likely to own or have access to such assets (both 60 percent).

Transport assets are extremely rare among refugees (4 percent) (see Table 8), with Syrian households (12 percent) and refugees in "other regions" (33 percent) more likely to own a car, motorcycle or bicycle than other refugee groups.

Savings, debt and access to financial resources

Low wages and irregular employment prevent refugees from accumulating savings or capital to build assets.

Savings play a critical role in achieving economic self-reliance as they provide a financial cushion that enables households to withstand economic shocks, invest in education or business opportunities, and plan for long-term stability. Without sufficient financial reserves, refugees remain vulnerable to unexpected expenses, are more dependent on humanitarian assistance, and struggle to break free from cycles of poverty.

On average, refugee households save less than USD 2.5 (EGP 130.9)[7] per month (see table 9). The lowest savings are observed among new Sudanese and "other Arabic" speaking refugees, both averaging just over USD 1 (EGP 60.1 and EGP 75.3, respectively), while non-Arabic speaking households report the highest monthly savings at USD 4.6 (EGP 226.7).

Although overall financial reserves remain low, the proportion of households with set-aside funds is higher in Greater Cairo (USD 3 (EGP 150)) – likely due to higher wage levels and employment opportunities – compared with more remote regions, where savings are particularly low.

Access to formal financial services is crucial for economic stability and self-sufficiency. Without a secure place to store money, refugees face greater financial vulnerability. Bank accounts provide security, allow for savings, and enable participation in the formal economy. Similarly, credit access is

Table 9. Average reported savings per household in a typical month

	in EGP (USD)
Total	**131 (2.6)**
Syrians	145 (2.9)
New Sudanese	60 (1.2)
Protracted Sudanese	154 (3.0)
Other Arabic	75 (1.5)
Non-Arabic	227 (4.6)
Greater Cairo	156 (3.1)
Alexandria	96 (1.9)
Aswan	24 (0.5)
Other regions	10 (0.2)

[7] Exchange rate used in this report: EGP 50 = USD 1.00, based on the average rate published by the Central Bank of Egypt in May 2025.

essential for investment, whether in education, business, or improved living conditions, offering opportunities beyond mere subsistence.

Although refugees in Egypt can open bank accounts as foreigners, as stipulated in the directives of the Central Bank of Egypt and the banking sector, No. 194 of 2020. However, there are challenges due to lack of documentation. Banking institutions require a passport alongside additional "guarantees", such as proof of formal employment, legal residency and a registered rental contract – documents that refugees typically do not have. These barriers affect other financial services, including SIM card registration, mobile cash access, postal accounts and microcredit. As a result, refugees are often excluded from savings accounts, formal loans and digital transactions, compounding their economic vulnerability and instability.

Only 15 percent of refugees have access to a bank account, mobile money, or other financial service providers (see table 10). While the use of such services is almost non-existent in "other regions", access among "other Arabic" speaking households is notably higher (37 percent).

Similarly, refugees' lack of access to formal credit, which can support economic mobility, pushes them towards informal and high-risk financial networks, undermining their long-term stability. Around two-fifths of refugee households (44 percent) report having access to informal credit, which can include shopkeepers or local money lenders. Access is lower among non-Arabic speaking households (36 percent) and those residing in "other regions" (26 percent) (see table 11). Where credit is available, it is mostly informal due to the limited access to formal banking, exposing refugees to greater financial risks.

Remittances play another critical role in supporting refugee households in Egypt. One-third of sampled households receive remittances, most on a regular basis. The majority receive them in person or at the post office due to lack of bank accounts.

Table 10. Share of refugee households in Egypt with access to financial service provider

Total	**15%**
Syrians	13%
New Sudanese	15%
Protracted Sudanese	12%
Other Arabic	37%
Non-Arabic	16%
Greater Cairo	18%
Alexandria	17%
Aswan	10%
Other regions	1%

Table 11. Share of refugee households in Egypt with access to credit

Total	**44%**
Syrians	42%
New Sudanese	51%
Protracted Sudanese	42%
Other Arabic	51%
Non-Arabic	36%
Greater Cairo	39%
Alexandria	80%
Aswan	59%
Other regions	26%

Given their scarce financial reserves and limited access to credit, over half of refugee households incurred debt in the 30 days before the survey, with a significantly higher prevalence among new Sudanese refugees (59 percent) and households in Aswan (83 percent) as well as Alexandria (66 percent). Households have an average debt of USD 445 (EGP 22 100) rising to over USD 1 600 (EGP 80 900) among "other-Arabic" speaking households and are higher in Alexandria than other locations. Considering their low savings, refugee households have very limited to no capacity to reimburse and move out from a credit trap. Family members and relatives abroad are the chief source of credit (60 percent), while employers are an important creditor for Syrian households (see Fig. 8). Debt is primarily incurred to meet basic needs rather than for investment purposes. Over the previous 30 days, rent payments (43 percent) were the main reason for taking on debt followed by purchasing food (31 percent) and covering health expenses (16 percent) (see Fig. 9). Non-Arabic speaking refugees (47 percent), as well as refugees in Aswan (50 percent) and Greater Cairo (43 percent) are even more likely to take on debt to meet rental costs. Protracted Sudanese refugees and refugees in Alexandria are more likely to rely on debt for food purchases compared with other refugee groups and those in "other regions". Meanwhile, debt incurred for healthcare expenses tends to be more prevalent among Syrian refugees and those in "other regions".

The high proportion of households resorting to debt to cover essential needs reflects Egypt's escalating cost of living. Over the past five years, significant inflation for food and housing – driven by currency devaluations, global supply chain disruptions and domestic economic reforms – has placed increasing financial strain on households. Annual inflation surged from 5.2 percent in 2021 to 38.2 percent in July 2023, before moderating to 24 percent by January 2025. Food prices were particularly affected: in July 2024, the cost of bread surged by 181.9 percent year-on-year, potatoes by 133.9 percent and tomatoes by 121.5 percent.

These inflationary trends have intensified financial pressures for refugee households, especially given their reliance on informal employment. As a result, many resort to borrowing, making debt a critical indicator of economic vulnerability.

All percentages are calculated using price levels and inflation trends prevailing at the time of the analysis.

Fig. 8 Main source of credit among refugee houseeholds in the 30 days before the survey

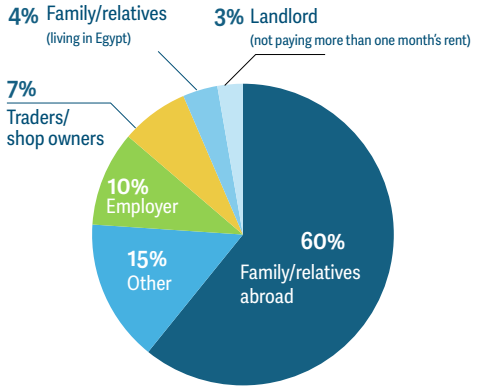

Fig. 9 Main reasons for incurring debt in the 30 days before the survey

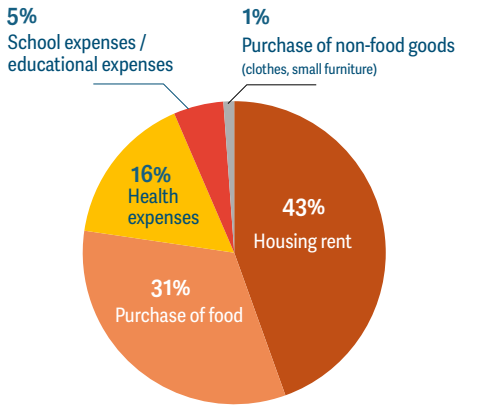

Livelihood coping strategies

Fig. 10 Share of households adopting Livelihood Coping Strategies (LCS), by nationality and location

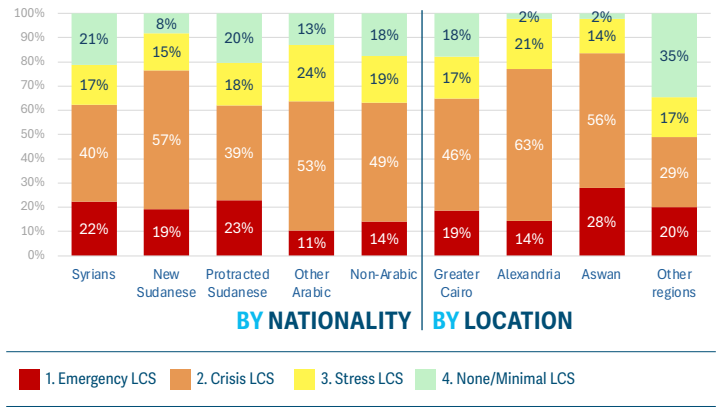

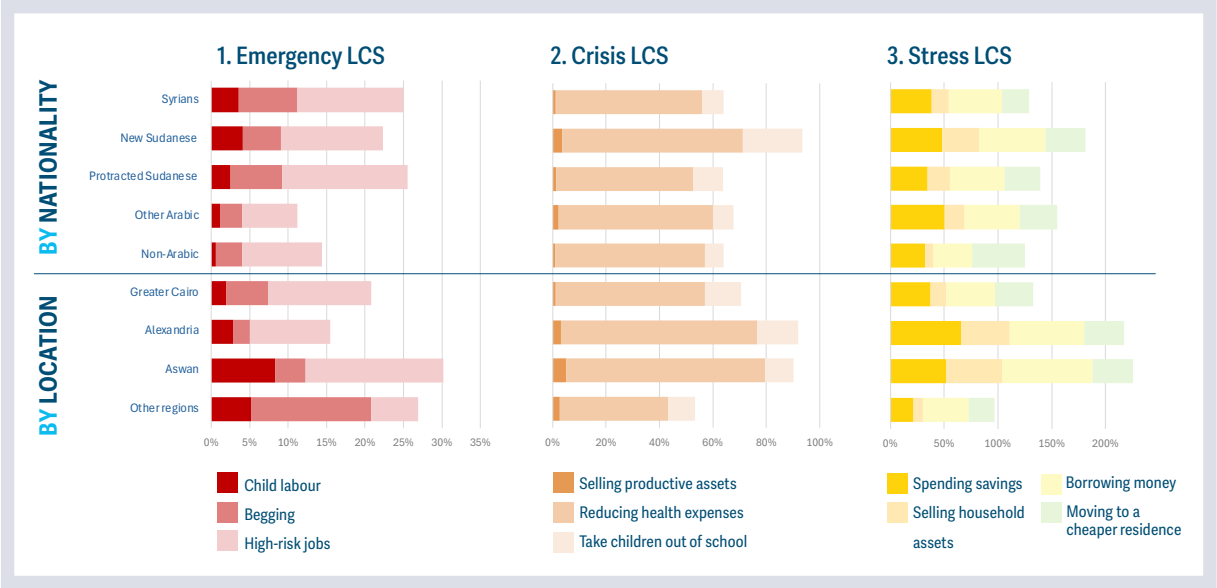

The **'Livelihood Coping Strategies'** index is an indicator used to understand households' medium and longer-term coping capacity in response to lack of food or money to buy food and their ability to overcome challenges in the future. The indicator is derived from a series of questions regarding households' experiences with livelihood stresses and asset depletion to cope with food shortages. Strategies are context-specific and divided into three categories: Stress, Crisis and Emergency strategies. For this analysis the following strategies were:

Emergency: child labour/begging/high-risk jobs

Crisis: selling productive assets/reducing health expenses/taking children out of school

Stress: spending savings/selling household assets/borrowing money/moving to a cheaper residence

The analysis shows that the vast majority (86 percent) of refugees employs any livelihood coping strategy (LCS). Half (50 percent) of households engaged in Crisis coping strategies and almost a fifth (18 percent) in Emergency coping strategies (see Fig. 10).

Protracted Sudanese refugees (23 percent) and Syrian refugees (22 percent) rank highest among those employing Emergency coping strategies. The prevalence of Crisis coping strategies is significantly higher among new Sudanese refugees (57 percent) than other groups (see Fig.10).

In terms of location, refugees in Aswan are the most likely to employ coping strategies (84 percent), with 56 percent using Crisis and 28 percent Emergency strategies.

The large majority (60 percent) of refugees in Egypt reduce health expenses to cope, considered a Crisis strategy, followed by borrowing money (51 percent), spending savings (41 percent) and moving to a cheaper residence (38 percent), all considered Stress strategies. This is also reflected in the high share of households not seeking needed health services (see Access to basic services section, page 16).

Despite the efforts made by the Egyptian government to provide protection for refugee families and children, the increasing number of refugees and the severe funding shortfall have forced some households to adopt emergency coping strategies. As a result, reflecting high levels of living pressure and a depletion of their coping capacities, and indicating reliance on negative mechanisms with long-term impacts on their well-being and stability.

Buying food is the main reason why refugees resort to livelihood coping strategies (86 percent) alongside paying rent (79 percent) (see Fig. 17). Health expenses and access to essential domestic services (electricity, energy and waste disposal) also rank high among reasons to employ LCS, even though the latter is subsidized by the Government of Egypt for Egyptians and non-Egyptians alike. These results align with the analysis on incurring debt to cover basic needs (see page 22).

New Sudanese and Syrian refugees are more likely to employ LCS to buy food, as well as to pay for school fees and other education costs, and to pay for existing debt.

Coping mechanisms, which can have a negative impact on a household's capacity to meet its basic needs in the short and long term, were also referred to by many participants in the FGDs. Many said they reduced food consumption, eating only one meal a day, or sold personal belongings, moved to cheaper housing or withdrew children from school. Many rely on community support systems or remittances, but these are limited and unreliable. Humanitarian assistance, they said, was not sufficient to meet needs, access is inconsistent, and employment programmes reach only a fraction of those in need.

Fig. 11 Share of households by main reasons for adopting these coping strategies

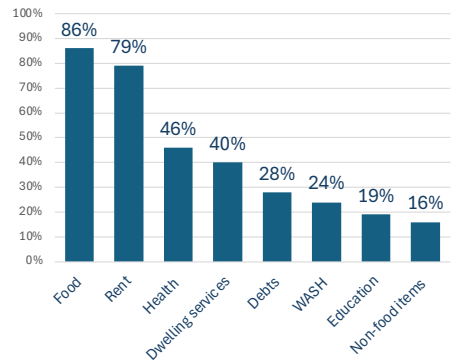

SECTION FIVE:
ECONOMIC CAPACITIES

Household expenditures

Assessing a household's expenditures provides direct insight into its financial stability, priorities and vulnerabilities. Analysing the proportion of its total expenditure that a household allocates to its outgoings, such as food, housing, healthcare, education, or debt repayment, helps determine its ability to withstand economic shocks.

The monthly average per capita consumption of refugees in Egypt amounts to USD 63 (EGP 3 138), with nearly half of it allocated to food (see Fig. 12).

When looking at all consumption categories, food (44 percent) and rent (30 percent) represent by far the two largest expenditures for refugees in Egypt, with similar trends across all sampled nationalities and locations (see Figs. 13–14). New and protracted Sudanese show the lowest overall expenditures, while new Sudanese and "other Arabic" speaking households have the lowest share spent on food (see Fig. 22). New Sudanese also have the highest share of expenditures spent on rent.

Households with higher rent expenditures tend to spend less on food, suggesting that rent is a key factor influencing how much money remains available for essential needs. This trade-off highlights how rising housing expenses directly impact food security and overall household well-being. While per capita total consumption expenditures were generally consistent across all locations, they were notably lower in "other regions", potentially due to lower income and prices in remote locations. However, the share of expenditures allocated to food is significantly higher in "other regions" (60 percent), while households in these locations spend less on rent compared with those elsewhere.

Fig. 12 Average share of household consumption expenditure by consumption category

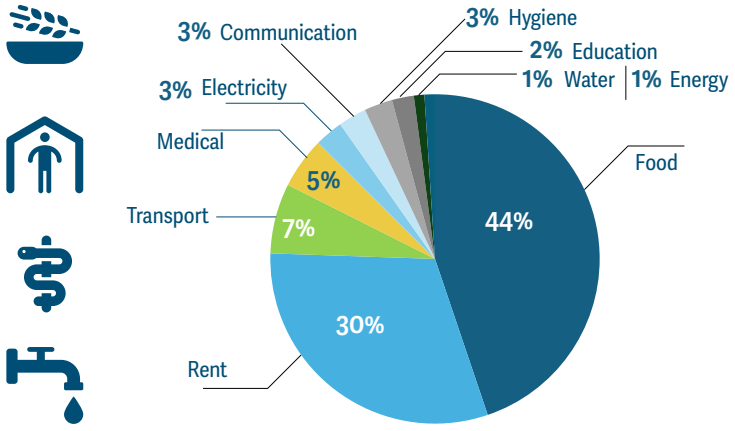

Fig. 13 Average share of household expenditure by category and total monthly expenditure (by nationality)

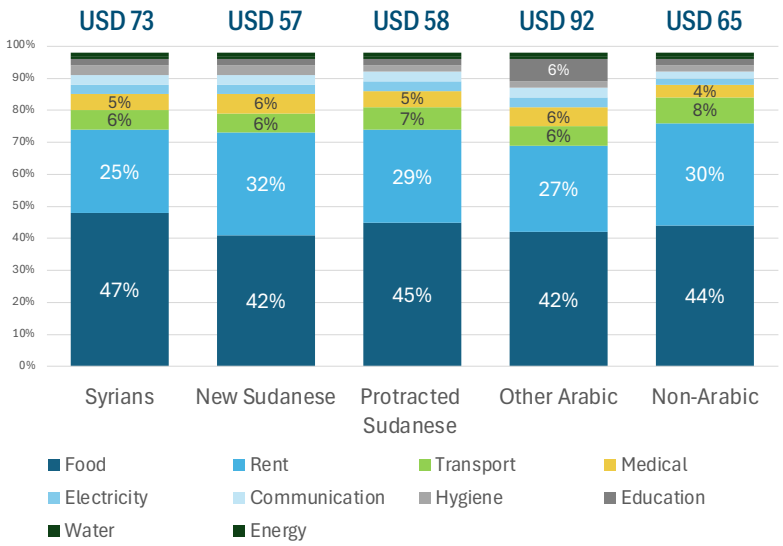

Fig. 14 Average share of household expenditure by category and total monthly expenditure (by location)

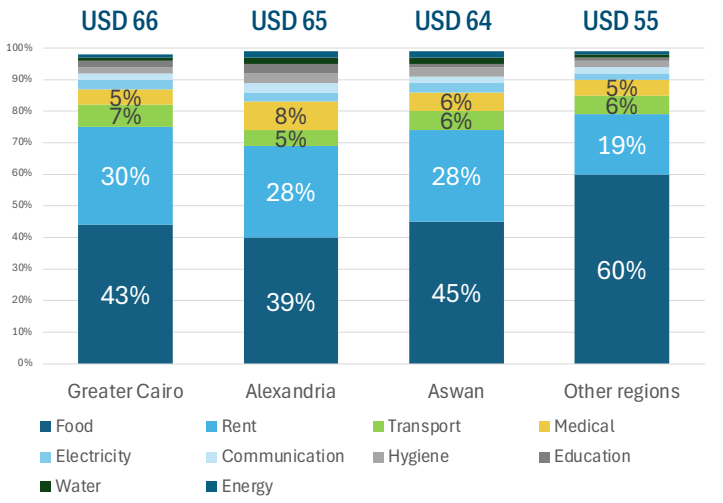

Economic capacity to meet essential needs

The economic capacity to meet essential needs (ECMEN) is an indicator that assesses the extent to which households can afford the essential food and non-food needs through their own economic capacity – in cash and/or own production -– excluding assistance.

This economic capacity is calculated by comparing the total expenditure per capita of each household after subtracting the cash assistance they received against two monetary thresholds: the minimum expenditure basket (MEB) and the survival MEB (SMEB) . The MEB is defined as what a household requires in order to meet its essential needs. Additionally, the SMEB is established to determine the economic resources needed to maintain existence and cover lifesaving needs. Together, the MEB and SMEB, help to understand whether households´ economic capacities are sufficient to meet their essential needs. Households whose total expenditure falls below the SMEB are considered to have highly insufficient economic capacity, households with total expenditure between the SMEB and the MEB have insufficient economic capacity, while households above the MEB have sufficient economic capacity.

The MEB and SMEB for this analysis was calculated using a hybrid approach, both expenditure-based and rights-based. For the expenditure-based approach, a cohort was defined by identifying the households that had an acceptable food consumption score (FCS), did not adopt Emergency or Crisis livelihood coping strategies (LCS) nor had a severe reduced coping strategies index (rCSI) .

A rights-based approach was applied to complement the expenditure-based method. This approach relied on the expertise of WFP and UNHCR in analysing the food and non-food components covered in the EVAR, and was complemented by FGDs and community consultations. The results from the rights-based approach were very similar to those from the expenditure-based approach, modifying only the food MEB and SMEB by EGP 2 (USD 0.04) per capita and the non-food MEB and SMEB by EGP 18.3 (USD 0.37) per capita.

The per capita cost of the MEB and SMEB are negatively correlated with household size as non-food expenditures do not increase proportionally with the number of household members. This reflects economies of scale, where purchasing or using commodities in bulk lowers the average per capita cost. Such economies apply to items like rent, water and electricity. However, the food component in the MEB and SMEB is treated as fixed per household member, as individual food needs remain constant regardless of household size. While some economies of scale may apply to shared food-related costs such as gas and cooking expenses, these are minimal and are captured under other household expenditures.

Overall, more than half (56 percent) of refugees in Egypt live below the SMEB, highlighting their severely limited economic capacity (see Fig. 24). The prevalence is higher among protracted Sudanese households (62 percent) and non-Arabic speaking (60 percent) households (see Fig. 15). Geographically, refugees in "other regions" and Alexandria are more likely to fall below the SMEB threshold.

Another 4 percent of refugee households live between the SMEB and the MEB, meaning a total of 60 percent live below the MEB, indicating insufficient economic capacity to meet basic needs. Protracted Sudanese and non-Arabic speaking households also show the highest share in this category (see Fig. 15).

Table 12. Monthly minimum expenditure basket (MEB) by number of household members in EGP (USD)

MEB	1	2	3	4	5	6	7
Food	1 400 (29)	2 800 (58)	4 200 (87)	5 600 (116)	6 900 (145)	8 300 (174)	9 700 (203)
Non-food	2 400 (51)	3 600 (76)	4 500 (93)	4 700 (97)	5 800 (121)	6 700 (145)	5 600 (118)
Total MEB	3 800 (80)	6 400 (134)	8 600 (180)	10 200 (213)	12 700 (266)	15 100 (314)	15 400 (320)

Table 13. Monthly survival MEB (SMEB) by number of household members in EGP (USD)

SMEB	1	2	3	4	5	6	7
Food	1 400 (29)	2 800 (58)	4 200 (87)	5 600 (116)	6 900 (145)	8 300 (174)	9 700 (203)
Non-food	2 260 (47)	3 300 (69)	3 800 (79)	4 100 (86)	5 000 (104)	5 300 (111)	4 500 (94)
Total SMEB	3 600 (76)	6 100 (126)	8 000 (166)	9 700 (202)	12 000 (248)	13 600 (284)	14 300 (297)

Fig. 15 Share of households by economic capacity to meet essential needs (ECMEN) categories

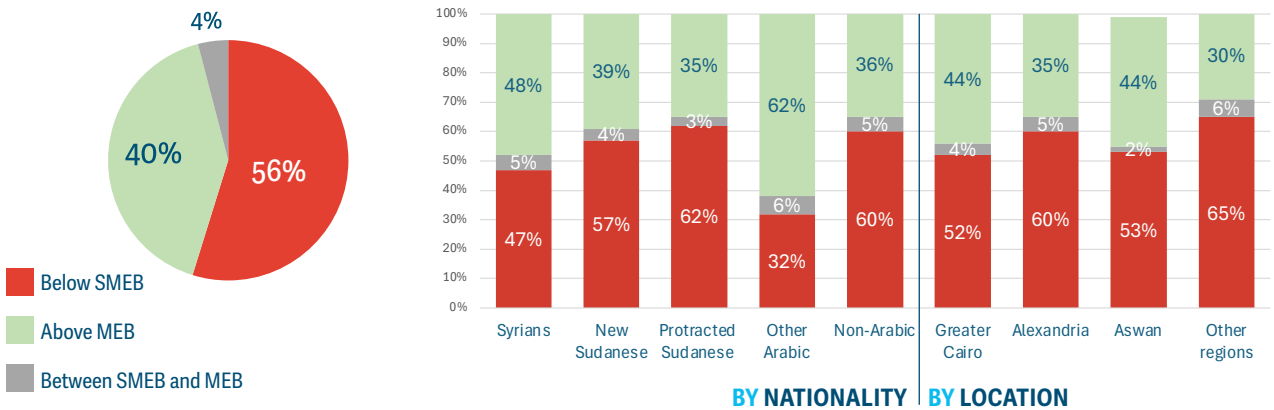

Gap analysis

The **gap analysis** measures the average difference between the cost of households' minimum survival needs (SMEB) and their economic capacity to autonomously cover those costs, for the households falling below the SMEB.

The food gap is defined as the shortfall between refugees' economic capacity and their food needs, namely the food component of the SMEB.

A gap analysis is used when setting a transfer value for cash-based operations as it estimates the average amount of monetary resources needed to lift the economic capacity of the targeted population to the level of the cost of essential needs, providing critical insights for setting an appropriate transfer value.

For this analysis, only households under the SMEB were considered. Their economic capacity, meaning expenditures excluding assistance, was calculated at EGP 1 484 (USD 30) for the SMEB and EGP 650 (USD 13) for food only.

The SMEB (EGP 2 425 (USD 50) and food basket (EGP 1 400 (USD 28) represents the per capita value of the SMEB in a household with an average of four members (EGP 9 700 (USD 202) (see Fig. 16).

The needs gap per person per month for households with an economic capacity below the SMEB stands at 39 percent (EGP 941 (USD 20), with a wider gap to meet essential food needs, standing at 54 percent (around EGP 750 (USD 15).

Fig. 16 Gap to meet minimum survival and food needs per person per month in a household with four members

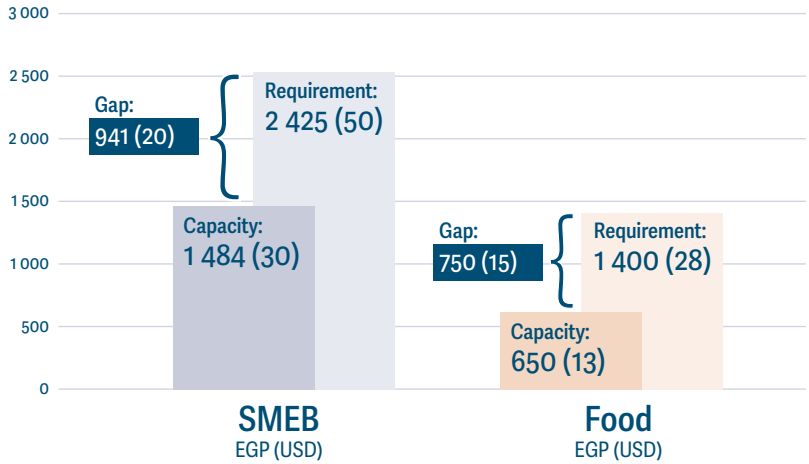

SECTION SIX:
OVERALL VULNERABILITY

Essential needs

The **essential needs analysis (ENA)** method evaluates refugees' capacity to meet their basic food and non-food needs using their own resources, without external support.

The ENA, which is aligned with the Joint Assessment Framework (JAF), was selected as the methodology for this analysis due to its people-centred focus, its ability to capture a broad range of needs specific to refugees, and its sensitivity to contextual factors, such as access to services. The recommendations from the analysis can be applied in a wide array of programme responses, can guide the needs-based targeting approach for humanitarian and development interventions and is useful in multi-partner interventions.

Household vulnerability is a composite indicator measured by combining three outcome indicators, including refugees' economic capacity to meet essential needs (ECMEN), household food consumption (FCS), and livelihood coping strategies (LCS) .

A household's status reflected through these three dimensions determines its vulnerability classification: not vulnerable, moderately vulnerable, highly vulnerable or extremely vulnerable.

More detailed information on the calculation of ENA can be found in the Annex.

The majority of refugee households in Egypt experience high levels of vulnerability, with 65 percent falling into the highly or extremely vulnerable categories due to severe economic constraints, poor food consumption and low livelihood resilience (see Fig. 19).

Overall, 16 percent of refugee households are extremely vulnerable. Households are considered extremely vulnerable when at least two or all three indicators – ECMEN, FCS, LCS – fall into the most severe or negative category. The highest share of households in this category are among protracted Sudanese (21 percent) and non-Arabic speaking (17 percent) refugees, and refugees in "other regions" (20 percent) and Aswan (19 percent).

Almost half (49 percent) of refugee households are highly vulnerable. Households are considered highly vulnerable when one of the three indicators falls into the most severe category. These households struggle to sustain a minimum standard of living, including food consumption, stable income sources, and access to essential goods and services, undermining their capacity to withstand and bounce back from external shocks. Almost all nationalities are equally likely to be highly vulnerable (48–51 percent) except "other-Arabic" speaking refugees (31 percent). In terms of location, refugees in "other regions" (58 percent) and Alexandria (55 percent) are more likely to be highly vulnerable.

A quarter (25 percent) of refugee households are moderately vulnerable. These households can afford the survival expenditure but lack the required economic capacity to meet all essential needs. Their food consumption patterns and level of livelihood resilience are not sufficient to ensure an adequate and sustainable level of well-being.

Around 11 percent of refugee households are not vulnerable. These households have acceptable levels across all three indicators. They can afford essential needs and have an acceptable diet while demonstrating strong livelihood resilience compared with other households.

Fig. 18 Share of households by essential needs analysis (ENA) indicator

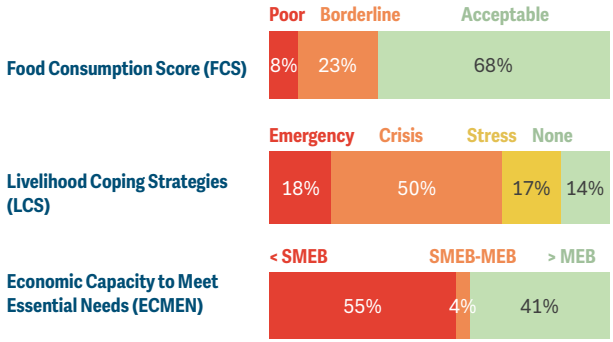

Fig.19 Overall classification of households by essential needs assessment (ENA) vulnerability category

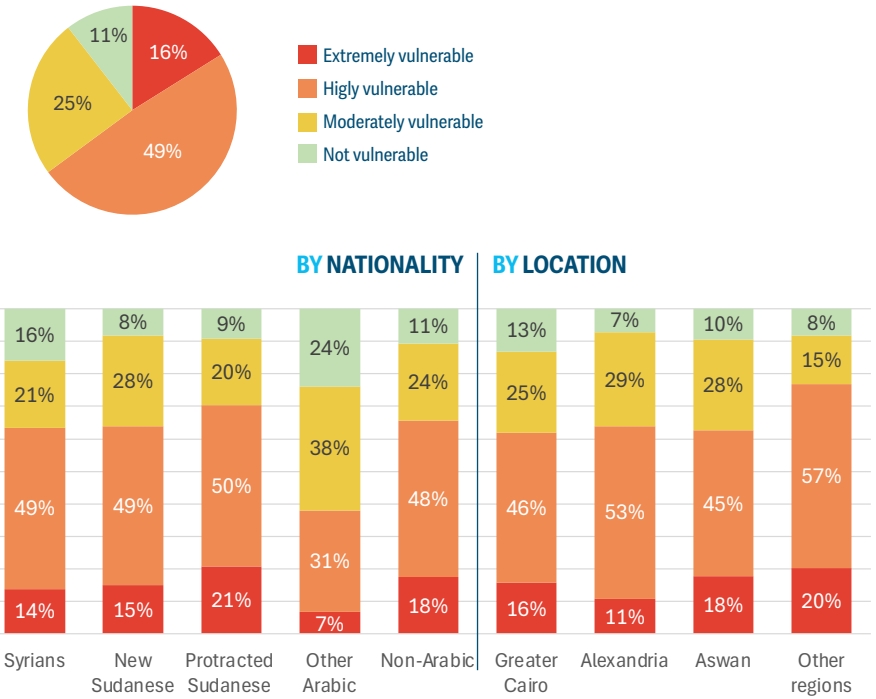

Food security

The **Consolidated Approach for Reporting Indicators of Food Security (CARI)** method is used to measure the overall food security status of a population. The CARI is a composite indicator that combines four outcome indicators: 1) household food consumption score (FCS), 2) economic capacity to meet essential (ECMEN), 3) the livelihoods coping strategy index (LCSI) for food security and 4) the reduced coping strategies index (rCSI) (see table 14).

Table 14. Overview of CARI components

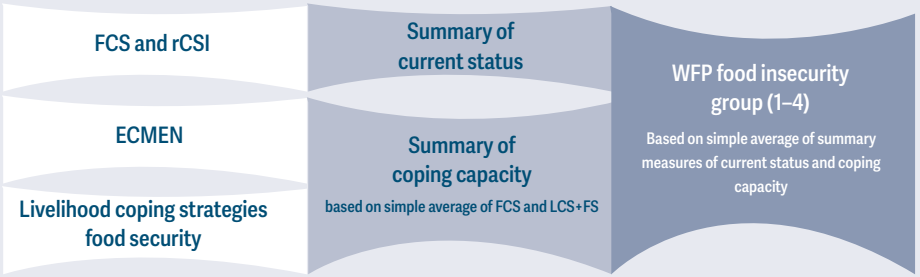

The combination of these four indicators classifies the population into four groups: food secure, marginally food secure, moderately food insecure and severely food insecure (see table 15).

Table 15. Description of CARI classifications

Food secure	Marginally food secure	Moderately food insecure	Severely food insecure
Able to meet food needs without engaging in reduced livelihood coping strategies for food security	Has minimally inadequate food consumption, relies on reduced coping and applies stress coping strategies to secure food needs	Has food consumption gaps and unable to meet required food needs without applying crises coping strategies	Has extreme food consumption gaps, or has extreme loss of livelihood assets that will lead to food consumption gaps, or worse

Fig. 20 Overall classification of households by CARI classification

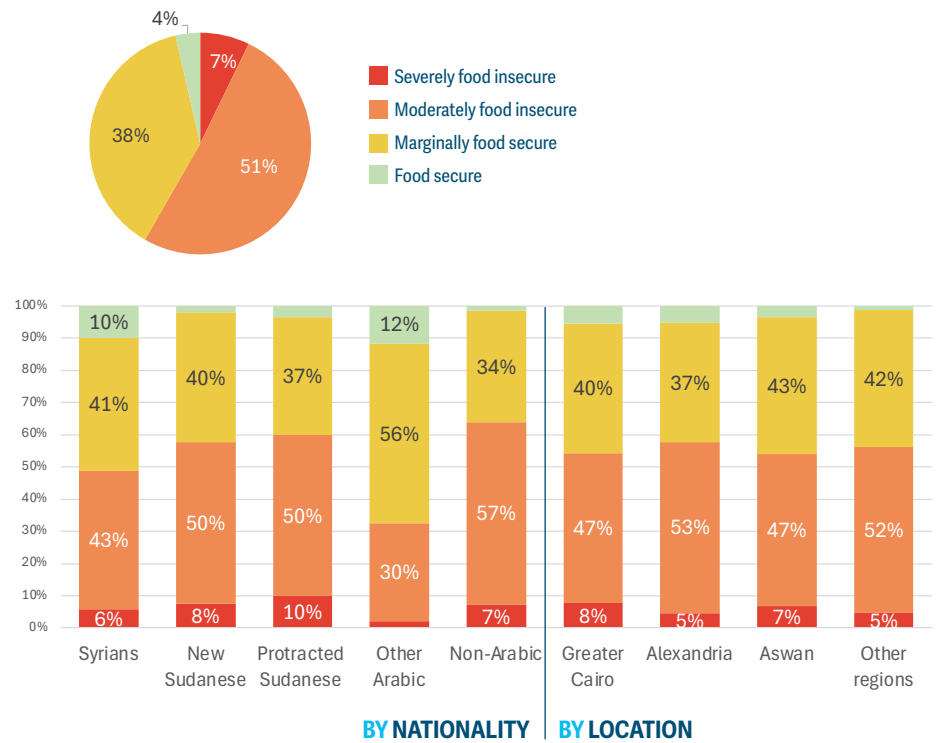

The majority (58 percent) of refugees in Egypt are moderately or severely food insecure, with half (51 percent) moderately food insecure and 7.2 percent severely food insecure (see Fig. 20).

Severe food insecurity is more prevalent among protracted Sudanese refugees (10 percent), followed by new Sudanese (8 percent) and non-Arabic speaking (7 percent). These three nationalities also experience higher prevalence of moderate food insecurity compared with the average and other nationalities. By contrast, "other-Arabic" speaking refugees have the lowest levels of severe food insecurity at 3 percent.

In terms of location, refugees in Greater Cairo (8 percent) and Aswan (7 percent) are more likely to be severely food insecure than in Aswan and "other regions".

Among food-insecure refugee households, 38 percent report at least one child under 5 years old needing urgent nutrition support.

Overlap essential needs and acute food insecurity

Vulnerability to essential needs (ENA) is closely correlated with levels of food insecurity, as food is a core component of essential needs. Nearly all (99 percent) of extremely vulnerable households are moderately or severely food insecure. (see fig.17)

Fig. 17 Overlap essential needs and food insecurity

ENA vulnerability	Severely food insecure	Moderately food insecure	Marginally food secure	Food secure
Extremely vulnerable	46%	53%	2%	0%
Highly vulnerable	0%	77%	23%	0%
Moderately vulnerable	0%	18%	81%	1%
Not vulnerable	0%	0%	69%	31%

SECTION SEVEN:
ACCESS TO BASIC SERVICES

Health services

Despite high needs, cost is the main reason why many refugees in Egypt do not seek needed health services.

The Government of Egypt has allowed refugees to be treated in public health facilities on a par with Egyptian citizens, with UNHCR supporting national efforts to improve the quality of health services for refugees and the host population.

Refugees' limited resources and, in some cases, lack of awareness among health workers as well as refugees, can pose challenges to refugees in accessing health services, leaving many of them reliant on subsidiary schemes offered by UN agencies as well as local and international non-government organizations (NGOs).

The ongoing nationwide roll-out of the Universal Health Insurance Scheme (UHIS) is planned to be completed in 2032 to ensure affordable essential healthcare for the entire Egyptian population, with the potential inclusion of refugees. The scheme will be financed through premiums paid by the beneficiaries, Government-subsidized premiums for the financially vulnerable, and a series of loans from international organizations.

The majority (61 percent) of refugees report needing health services, primarily due to acute illness (57 percent) or chronic conditions (20 percent). Among sampled households, needs for medical services are particularly high among new Sudanese refugees (67 percent) and among refugees in Aswan (79 percent) and Alexandria (71 percent). Acute illnesses are significantly more prevalent among non-Arabic speaking households, while the prevalence of chronic conditions is significantly lower among non-Arabic speaking households than other refugee groups. Chronic conditions are more likely in Aswan than in other locations.

Despite the high needs, nearly a third of refugees (29 percent) do not seek health services, with new Sudanese refugees and refugees in Aswan more likely to not seek needed medical care (see Fig. 21). The chief reason across all refugee population groups and locations for not seeking needed health services is the expected high cost (94 percent).

While most refugee households received healthcare when sought, a small share (9 percent) could not receive care, primarily due to the high costs, followed by a lack of available health services (see Fig. 23). New Sudanese and Syrian refugee households and refugees in Aswan face greater obstacles in accessing medical services (see Fig. 24).

Lack of affordability was cited by 75 percent of those unable to receive needed care, rising to 81 percent in Greater Cairo and 86 percent among "other-Arabic" speaking refugees. Service unavailability is the second major obstacle, especially in Alexandria and "other regions".

Fig. 21 Households with members not seeking needed health services

29% of refugee households are not seeking needed health services

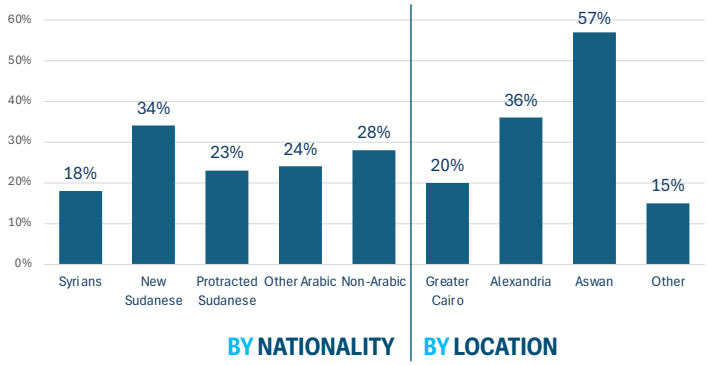

Fig. 22 Households that did not receive sought health services

9% of refugee households could not receive needed and sought health services

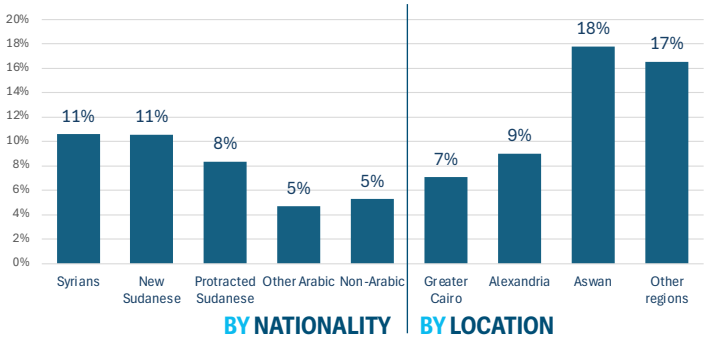

Fig. 23 Reasons for households not seeking needed health services

94%	thought it was too expensive
2%	thought it was not important
2%	did not know where to go
1%	too far / transport too expensive
1%	Other

Fig. 24 Reasons for households not receiving sought health services

74%	could not afford the service
20%	the service was not available
3%	language issues
<1%	lack of identification documents
2%	Other

Education

High costs are the main reason why many refugee households do not enrol their children in school.

In terms of education, the Egyptian Government grants Sudanese, South Sudanese, Syrian and Yemeni refugee school children access to public schools on an equal footing with nationals for all grades of primary and secondary education until the age of 17. For other nationalities, Circular No. 39 of 2023 and Ministerial Decree No. 284 of 2014, issued by the Ministry of Education, regulate the enrolment and admission of foreign students, including refugees, into public and private schools.

It is worth noting that National Asylum Law No. 164 of 2024, once it enters into force, will grant refugee children of all nationalities the right to basic education on an equal footing with Egyptian citizens. However, the law does not provide for the right to secondary or higher education.

The survey sample showed that almost half of all school-aged refugee children in Egypt (48 percent) are not enrolled in school, including both public and private educational facilities (see Fig. 25). New Sudanese refugees
(62 percent) and refugee households in Aswan (72 percent) are more likely to not enrol their children.

Barriers to access education are primarily high costs (71 percent) and lack of documentation (13 percent) (see Fig. 26). Costs are a particular challenge for new and protracted Sudanese and non-Arabic speaking households, while lack of documentation rank high among Syrian households. Boys and girls are almost equally affected by these issues across all nationalities and locations (see Fig. 25).

The issue of inadequate access to education was strongly emphasized during the FGDs. Less than 2 percent of children, who do not attend school, work. Further, women highlighted that limited access to educational opportunities also restrict their access to employment.

Photo credit: WFP/Gabrielle Menezes

Fig. 25 Share of children enrolled in school

52% of children are enrolled in school

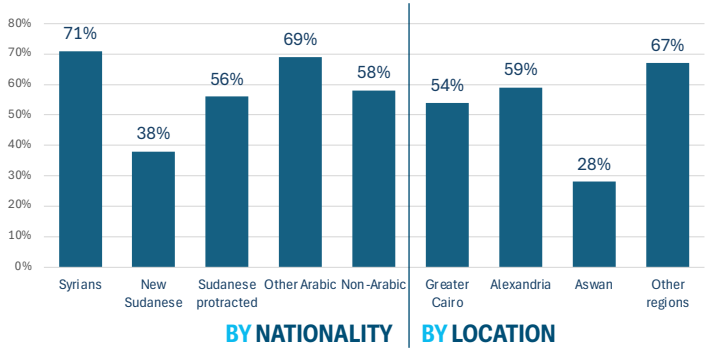

Fig. 26 Reasons for not enrolling children in school

71%	high education cost	**2%**	work
13%	lack of documents	**1%**	lack of awarness of registration procedure
6%	other	**1%**	marriage
2%	disability	**<1%**	medical issues, discrimination, transport
2%	no available capacity in school		

Shelter

Although most refugees in Egypt generally have access to accommodation, high rental costs make housing one of their most pressing needs.

Most refugees live in apartments (81 percent), with non-Arabic speaking households and refugee households in Greater Cairo and Aswan more likely to live in separate rooms in shared apartments (see Fig. 27).

However, nearly 4 in 10 households (38 percent) report some level of damage to their apartment, with a higher prevalence among protracted Sudanese refugees and non-Arabic speaking refugees as well as refugees living in "other regions".

The conditions and equipment in housing largely reflect the urban context in which refugees in Egypt live. This includes walls made of brick or cement (92 percent), tiled floors (98 percent), and roofs of cement or concrete (99 percent). While these conditions hardly vary across nationalities or locations, furnishings tend to be slightly poorer in Aswan and for new Sudanese refugees.

Despite availability and access to housing, the high cost of rent – accounting for the second largest expense for refugee households after food, and constituting the main reason for incurring debt – is a key factor increasing the vulnerability of households in Egypt. The cost of dwelling services also rank high among overall household expenses despite subsidies by the Government of Egypt (see Household expenditures).

Fig. 27 Type of shelter among refugees in Egypt

- **81%** apartment / villa / house
- **17%** room in a shared apartment
- **2%** homeless or collective shelter

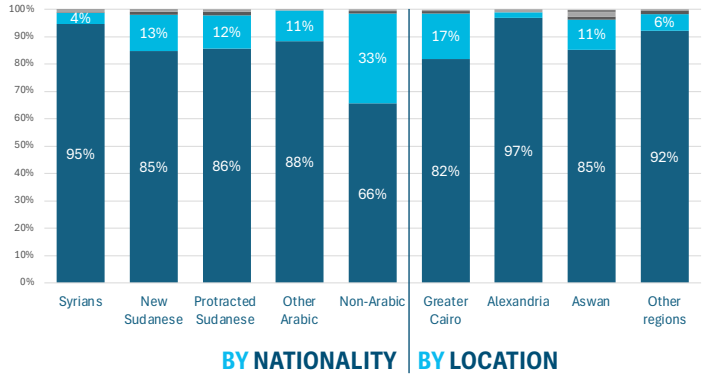

The **crowding index** is a measure to assess the level of overcrowding in households or shelters among displaced populations. It is calculated based on the total number of co-residents per household, excluding newborn infants, divided by the total number of rooms, excluding the kitchen and bathrooms. The index is one of the protection indicators and helps identify whether living conditions are cramped and may indicate potential issues related to health, privacy and overall well-being.

Fig. 28 Conditions of shelter among refugees in Egypt

- **62%** not damaged
- **25%** slightly damaged
- **9%** somewhat damaged
- **4%** very damaged

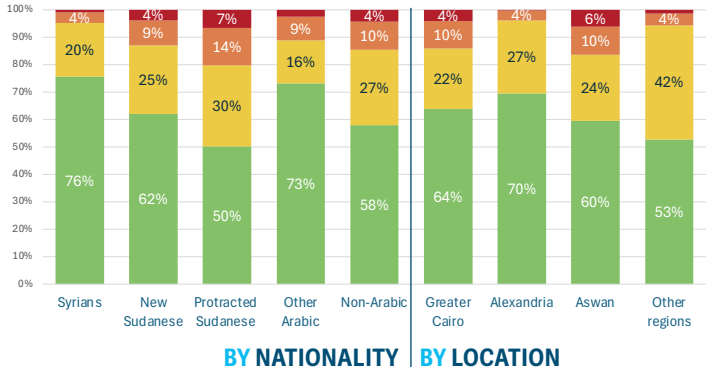

Fig. 29 Crowding index among refugees in Egypt

1.9 Crowding index among refugees in Egypt

BY NATIONALITY		BY LOCATION	
New Sudanese	2.2	Aswan	2.2
Non-Arabic	2.0	Greater Cairo	1.8
Protracted Sudanese	1.7	Alexandria	1.6
Syrians	1.4	Other regions	1.5
Other Arabic	1.4		

Crowding is more frequent among new Sudanese and non-Arabic speaking households, and among households in Aswan, where two or more individuals per room were reported (see Fig. 29). While slightly different from crowding, it should be noted that 17 percent of refugees live in a room in a shared apartment (see Fig. 27), with a significantly higher prevalence among non-Arabic speaking refugees (33 percent) as well as in Greater Cairo.

The rising cost of rent, risk of eviction and poor quality of shelter were raised as key concerns in the FGDs.

While the large majority of households have a rental contract (76 percent), many face a risk of eviction (61 percent), mostly due to not paying the rent but also due to competition with other potential tenants. This risk is for protracted Sudanese and non-Arabic speaking (both 65 percent) households as well as among refugees in Aswan (71 percent), where rental contracts are also less likely.

Water, sanitation and hygiene (WASH)

Overall, energy and WASH infrastructure for refugees in Egypt reflects the context of the urban context. Almost all refugee households have access to the public network for water (both general and drinking), electricity as a source of light, natural gas or butagas for cooking, and a modern toilet facility with flush. In Aswan, a traditional toilet without flush is more common (14 percent) than in other locations.

Yet, more than a third of refugees (36 percent) share a toilet with other households, including more than half of non-Arabic speaking households, who also have a higher share of households sharing apartments.

SECTION EIGHT: PROFILING

Guide to table 16: The figures provide an indicative distribution of household characteristics related to demographics, asset ownership and livelihoods across different vulnerability and food security groups. Only characteristics that are statistically significant are listed. The differences for some characteristics are not strictly linear between the groups. In those cases, focus should be placed on the difference between the most and least vulnerable. (see Annex)

This profiling exercise identifies socio-demographic, protection, asset- and livelihood-related characteristics that refugee households of similar levels of vulnerability have in common, based on the ENA (see section seven). The analysis helps to identify potential targeting criteria, which will have to be validated by the refugee communities to guarantee their participation and accountability.

The most vulnerable households identified in the assessment face multiple layers of disadvantage, making them particularly susceptible to economic hardship and social exclusion. These households are often female-headed, with limited or no education, which restricts their access to stable income opportunities. They tend to have large families (more than four members), a higher proportion of children and female members, as well as individuals with disabilities or chronic illnesses, further increasing dependency levels (≥1.5 dependency ratio).

Their living conditions are severely compromised, with many residing in damaged and overcrowded homes and apartments (crowding index ≥1.5), lacking household items and internet access. Financial insecurity is a persistent challenge, with high levels of debt exacerbating their vulnerability.

Addressing these compounded challenges requires targeted interventions, including livelihood support, improved shelter conditions, and access to essential services, to help these households achieve greater stability and resilience.

Table 16. Overview of profiling of most vulnerable households (in percent or absolute mean)

CHARACTERISTICS		EXTREMELY VULNERABLE	HIGHLY VULNERABLE	MODERATELY VULNERABLE	NOT VULNERABLE
Household head	Female	51%	47%	38%	31%
	Female unmarried	25%	23%	22%	17%
	Female with no other able adults	28%	26%	23%	20%
	Elderly*	6%	9%	15%	13%
	Child	1%	1%	<1%	1%
	Illiterate	12%	8%	5%	5%
	Unemployed	40%	41%	49%	37%
	No employed adult member	25%	28%	37%	27%
Household demographics	Size	4.6	4.7	3.8	3.0
	Children <5 years	0.5	0.5	0.3	0.2
	Children <18 years	2.1	2	1.2	0.8
	Female members	2.5	2.6	1.9	1.5
	Elderly members	0.2	0.3	0.4	0.3
	Dependents	2.9	2.9	2.1	1.4
	Male able adults**	0.8	0.8	0.8	0.9
	Dependency ratio	1.8	1.9	1.5	1
Protection	Disabled members	0.2	0.2	0.2	0.1
	Chronically ill members	0.8	0.8	0.9	0.1
	Women at risk***	0.03	0.04	0.03	0.01
Dwelling condition	Crowding index	1.9	2	1.6	1.3
	Damaged	14%	14%	11%	7%
	Unimproved wall material	1%	2%	1%	1%
	Unimproved floor material	1%	2%	1%	1%
	Unimproved roof material	2%	2%	<1%	<1%
Assets	No access to TV, refrigerator or washing machine	30%	17%	11%	9%
	No access to internet	73%	61%	48%	37%
Economic	Main income source: regular wage employment	29%	37%	32%	41%
	Main income source: remittances	5%	8%	13%	16%
	Currently indebted	65%	61%	56%	32%

* Above 65
** Between 18-65 years old and with no disability
*** Women or girls who face particular protection risks due to their gender, age, or other personal circumstances, and who have limited means to support themselves or find protection on their own. Source: UNCHR. Resettlements handbook. https://www.unhcr.org/resettlement-handbook/3-resettlement-submission-categories/3-4-women-and-girls-at-risk/?utm_source=chatgpt.com

SECTION NINE:
TARGETING AND PRIORITIZATION

Targeting and prioritization

The joint targeting and prioritization approach will continue to adopt a unified, "one refugee" model for all refugees in Egypt. This will ensure that targeting decisions are guided by vulnerability rather than refugee status, nationality, or other distinguishing criteria.

In exploring potential targeting and prioritization methods, UNHCR and WFP made use of existing data sources – such as proGres registration records, UNHCR assessments, and WFP's vulnerability scorecard – while systematically reviewing these data for quality, completeness, and relevance to inform decision making.

The EVAR data formed the foundation for **the design and development of the targeting methodology**, enabling the creation and testing of various targeting and prioritization scenarios. Through the analysis of different variables, the model was refined to enhance targeting accuracy and overall effectiveness.

Given anticipated resource constraints and the high cost associated with new data collection, the cost effectiveness of different targeting options was critically assessed. The most cost-effective model was selected balancing financial efficiency with targeting precision. The model solely relies on UNHCR's updated database and does not require additional data collection.

Further analysis may be required to deepen the profiling of the targeted caseload and to identify areas where UNHCR and WFP assistance can be aligned, particularly to better serve those identified as extremely vulnerable.

Based on the EVAR results, programmatic considerations, and the resource constraints affecting both UNHCR and WFP, the revision of the joint targeting approach incorporates the following elements:

Flexibility under resource constraints:

The methodology is designed to remain adaptable to fluctuating resource levels, including the use of scalable eligibility thresholds and contingency based prioritization models.

Verification and oversight:

Strong verification systems, including regular reviews, data validation, and feedback loops, are necessary to maintain the efficiency of the targeting process and ensure ongoing confidence in its implementation.

Community acceptance and participation:

Recognizing that effective targeting depends on community trust and engagement, the methodology emphasizes regular communication and participatory design to support legitimacy and acceptance among refugee communities.

Operational manageability by country offices:

The approach is designed to be practical and implementable by UNHCR and WFP country offices. Clear operational guidance, simplicity in design, and adequate resourcing are essential for ensuring effective implementation.

Alignment with government systems:

Future alignment with national systems, particularly the targeting methodology used in Egypt's Takaful and Karama social protection programmes, should be explored to enhance coherence and long-term sustainability.

Linkages with other programmes:

Strengthening connections between humanitarian and development programmes will improve overall coherence, reduce fragmentation, and provide more comprehensive support to affected populations.

Appeals to cash assistance and complaints mechanisms:

A robust and accessible appeals process will be integrated to enhance accountability and uphold a rights-based approach. This allows individuals to challenge or query targeting outcomes in a fair and transparent manner.

SECTION TEN: CONCLUSIONS AND RECOMMENDATIONS

Conclusions and recommendations

- **Levels of vulnerability, food insecurity and malnutrition among refugees are concerning.** About 65 percent of refugees are highly or extremely vulnerable and unable to meet their basic needs due to limited livelihoods, food insecurity and poor living conditions. Nearly 58 percent face moderate to severe food insecurity. Among them, 38 percent of food-insecure households report at least one child under five needing urgent nutrition support.
- **Almost one-third of refugees in Egypt (32 percent) do not have acceptable food consumption.** These households consume infrequently, if at all, nutritious food groups such as protein or dairy. Almost all refugees in Egypt (92 percent) were found to adopt food consumption-based coping strategies reducing meal portion and frequency and restricting consumption of adult in favor of children.
- **While 69 percent of refugees have some income, employment is irregular and insufficient.** Limited financial access and high debt levels drive many to adopt Crisis and Emergency coping strategies, such as taking high-risk jobs or reducing health expenses. The most vulnerable refugees in Egypt are those who face multiple challenges, such as female-headed households, particularly those with no education. These vulnerable households tend to be larger, with more than four members, and often have more children and female members. They are more likely to live in damaged and overcrowded dwellings. Many also lack access to the internet. They are more likely to be in debt, further exacerbating their vulnerability.
- **Households with limited income sources, high dependency ratios, and poor living conditions are less able to access sufficient and nutritious food.** As such, food insecurity is both a symptom and a driver of deeper vulnerabilities among refugee populations.

Based on these conclusions, the following recommendations are proposed to enhance the effectiveness, efficiency, and responsiveness of WFP's and UNHCR's programs in Egypt:

1. **Strengthen the current targeting and prioritization approach for humanitarian assistance.**

- Reach agreement on a revised UNHCR-WFP joint targeting strategy for humanitarian assistance, prioritizing the most vulnerable refugees based on available resources.
- Explore joint and complementary monitoring systems to assess how reduced humanitarian support and shifting prioritization impact the well-being, food security, protection and basic needs of refugees.
- Continue assessing levels of food insecurity and their impact on nutrition status, while continuing the delivery of food and nutrition programmes and scaling up where feasible.
- Continue assessing refugee households' capacity to meet their basic needs, while maintaining cash for basic needs program and expanding support where feasible.

2. **Review and strengthen communication strategies, including channels, frequency of communication and responsibilities, and key messages and FAQs. This will ensure access through a community approach and also through existing mechanisms.**

- Review and continue ongoing investments in feedback mechanisms including the strengthening of standard operating procedures, data systems and staff capacities to ensure timely responses as much as possible.
- Consider further aligning feedback mechanisms between UNHCR, WFP and partners to simplify processes and improve overall efficiency.
- Joint messaging must respect agency-specific mandates and should be carefully crafted, tested and verified with the refugee community, in line with the accountability to affected populations (AAP) approach.

3. **Enhance refugee self-reliance through market-driven strategies and enabling legal frameworks.**

- Explore long-term strategies to improve refugees' self-reliance by leveraging their skills to meet market demands; maximizing impact at scale through complementarities and fostering strategic partnerships.
- Collaborate in advocacy efforts and jointly engage with the Government of Egypt and the donor community to address legal, administrative and/or policy barriers to effectively access right and entitlement, such as documentation, legal stay, and work permits, and others to realise full inclusion, in line with UNHCR's mandate and protection and solutions strategies. This includes supporting the upcoming implementation of the Asylum Law for Foreigners (No. 164/2024), which aims to establish a comprehensive system to manage refugee affairs and safeguard their rights. Advocacy interventions in these areas should be fully coordinated through UNHCR to ensure consistency with international norms and standards and engagement with the Government of Egypt.

4. **Strengthen registration and residency procedures to ensure timely protection, decentralized access, and interim support for refugees.**

- Evaluate joint strategies and advocate for adequate resources to accelerate the registration process to ensure that refugees receive timely assistance and protection.
- Advocate for the decentralization of the asylum and asylum-based residency procedures (once the Government of Egypt has taken over the former process) to enable in-situ access for refugees and asylum-seekers.
- Ensure access to services and livelihoods "in the interim" for refugees who have been registered with UNHCR but are awaiting an asylum-based residence permit.

5. **Wherever feasible, leverage complementarities and increase efficiencies by closely coordinating and potentially joining cash assistance appeals processes – especially if the future targeting strategy is joint – while building on existing systems such as the cash intervention working group and respective task forces.**

6. **Considering financial availability and constraints, optimize resource allocation and harmonize programmes to ensure efficient and effective humanitarian and resilience response.**

- Explore complementarities and harmonization measures among existing cash programmes, including UNHCR multipurpose cash assistance (MPCA) and WFP general food assistance (GFA).
- While ensuring humanitarian assistance for those most in need, continue and scale-up programmes that foster self-reliance, with careful consideration for maintaining social cohesion with host communities.
- Explore opportunities for collaboration with the Government of Egypt to either harmonize current targeting and social protection methodologies or progressively include refugees in the Takaful and Karama and other social protection programmes.
- Elaborate a joint advocacy strategy with the Government of Egypt and donors to promote shared responsibility: develop a unified narrative that emphasizes the need for shared effort between the Government of Egypt, donors and humanitarian actors.

BIBLIOGRAPHY

- UNHCR–WFP Joint Hub. 2023. UNHCR WFP Joint Analytical Framework (JAF). Online (accessed 1 June 2025). https://wfp-unhcr-hub.org/joint-analytical-framework/
- UNHCR. 2025. Sudan Situation – Operational Data Portal. Online (accessed 1 June 2025). https://data.unhcr.org/en/situations/sudansituation
- UNHCR Egypt. 2025. Registered Population (Refugees and Asylum Seekers) as of 31 May 2025.
- UNHCR. 2025. Key facts and figures for the Sudan crisis. August. Online (accessed 2 September 2025) https://reliefweb.int/report/sudan/key-facts-and-figures-sudan-crisis-31-august-2025
- Online (accessed 1 June 2025). https://data.unhcr.org/en/documents/details/116729
- UNHCR Egypt. 2025. Registered Population (Refugees and Asyl1um Seekers) as of 28 February 2026. https://data.unhcr.org/en/documents/details/121421
- UNHCR Egypt. 2022. Gender based Violence – Protection Brief. Online (accessed 1 June 2025). https://www.unhcr.org/eg/gender-based-violence
- UNHCR. 2024. Egypt Annual Results Report 2023. Online (accessed 1 June 2025). https://reporting.unhcr.org/sites/default/files/2024-06/MENA%20-%20Egypt%20ARR%202023_0.pdf
- WB. 2025. Egypt Country Overview. Online (accessed 1 June 2025). https://www.worldbank.org/en/country/egypt/overview
- Trading Economics. 2025. Egypt Food Inflation. Online (accessed 1 June 2025). https://tradingeconomics.com/egypt/food-inflation
- Arab Finance. 2025. Egypt's CPI for food, non-alcoholic beverages records 286 points in December. Online (accessed 1 June 2025). https://arabfinance.com/News/newdetails/21837
- WFP. 2023. Food Consumption Score & Methodology. Online (accessed 1 June 2025). https://docs.wfp.org/api/documents/WFP-0000158062/download/
- WFP. 2023. Reduced Coping Strategies Index (rCSI). Online (accessed 1 June 2025). https://resources.vam.wfp.org/data-analysis/quantitative/food-security/reduced-coping-strategies-index
- WFP. 2018. Essential Needs Assessment Guidance Package. Online (accessed 1 June 2025). https://docs.wfp.org/api/documents/WFP-0000074198/download/
- WFP. 2023. Consolidated Approach for Reporting Indicators of Food Security (CARI). Online (accessed 1 June 2025). https://resources.vam.wfp.org/data-analysis/quantitative/food-security/the-consolidated-approach-for-reporting-indicators-of-food-security-cari

EVAR 2025

ANNEXES

1. TERMS OF REFERENCE
2. DATA COLLECTION TOOLS
3. DISAGGREGATED STATISTICS OF MAIN OUTCOME BY NATIONALITY AND LOCATION
4. ESSENTIAL NEEDS GUIDELINES
5. CARI GUIDELINES

UNHCR The UN Refugee Agency | WFP World Food Programme