Türkiye Health Sector Achievements - 2026

as of March 2026

Inter-Agency Coordination Türkiye

of beneficiaries reached in Türkiye by Health Sector Partners

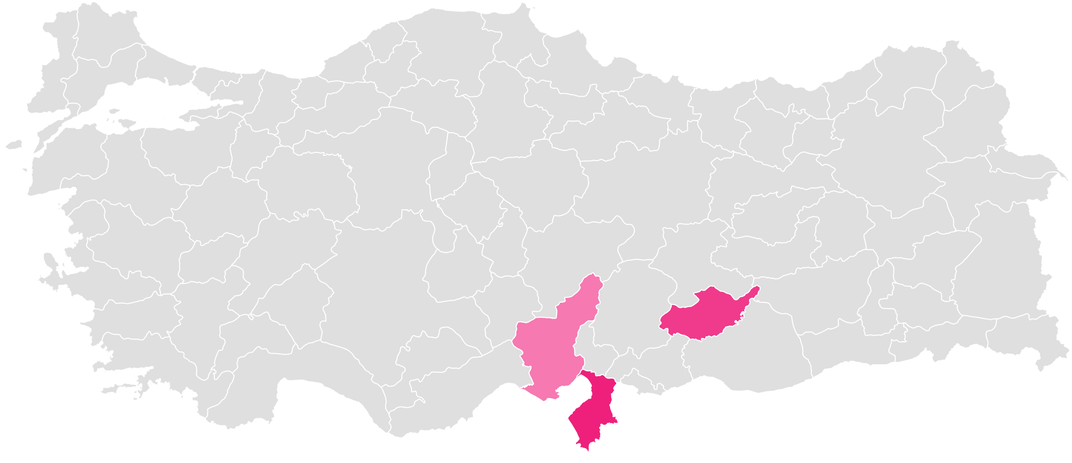

Boundaries shown on this map do not imply official endorsement by UN.

1,643

# of consultations received by persons in need in primary health

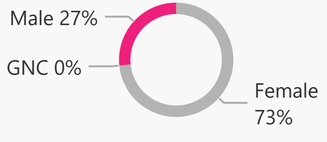



Supporting Agencies	ASAM	Field Ready	Relief International	UNFPA	UNICEF
Reporting Agencies	ASAM	Field Ready Türkiye	NSPPL	TKV	UNFPA

Achievements

2,302

# of consultations received by persons in need in primary health

	Female	Male
18>	57.61%	42.33%
0-17	39.90%	59.85%

330

# of MHPSS consultations provided in (supported) refugee health centers and host community clinics

	Female	Male
18>	58.66%	40.94%
0-17	46.05%	52.63%

1,175

# of individuals who receive SRH services

	Female	Male
18>	99.65%	
0-17	95.56%	

139

# of persons provided with transportation to health facilities

	Female	Male
18>	25.77%	73.20%
0-17	38.10%	59.52%

563

# of refugees who attend awareness raising activities on STIs, including HIV

	Female	Male
18>	99.63%	
0-17	91.67%	

All figures shown here refer to health sector supported activities in Türkiye. **Sources:** ActivityInfo **Feedback:** IMTurkey@unhcr.org

Türkiye Health Sector Achievements - 2026

as of March 2026

Inter-Agency Coordination Türkiye

List of all 3RP indicators and reported achievements during 2025. Click the upper left buttons for change of layout/view

Indicator	January	February	March	Total
1.1.3 # of IEC (information, education, communication) products on MCH and IYCF delivered	5,270	5,745	4,623	**15,638**
1.1.3.B # of IEC (information, education, communication) products on MCH and IYCF produced and delivered to boys	1,772	1,931	1,683	**5,386**
1.1.3.G # of IEC (information, education, communication) products on MCH and IYCF produced and delivered to girls	1,701	1,969	1,505	**5,175**
1.1.3.W # of IEC (information, education, communication) products on MCH and IYCF produced and delivered to women	1,673	1,579	1,232	**4,484**
1.1.1 # of consultations received by individuals in primary health	1,741	561		**2,302**
2.1.1 # of individuals who receive SRH services	136	420	619	**1,175**
2.1.1.W # of women who receive SRH services	131	400	595	**1,126**
1.1.1.W # of consultations received by women in primary health	909	192		**1,101**
1.1.1.M # of consultations received by men in primary health	573	236		**809**
1.1.3.M # of IEC (information, education, communication) products on MCH and IYCF produced and delivered to men	122	266	203	**591**
3.2.1 # of individuals who attend awareness raising activities on STIs, including HIV	60	208	295	**563**
3.2.1.W # of women who attend awareness raising activities on STIs, including HIV	55	198	284	**537**
4.3.1 # of people with disabilities receiving self-care training along with the provision of an appropriate assistive devices for each individual	269	200		**469**
4.1.1 # of MHPSS consultations provided in (supported) refugee health centers and host community clinics	195	135		**330**
2.2.1 # of refugee adolescents and youth receiving health information services	25	146	156	**327**
2.2.1.G # of girl adolescents and youth refugee receiving health information services	23	146	156	**325**
1.1.1.B # of consultations received by boys in primary health	158	76		**234**
4.3.1.W # of women with disabilities receiving self-care training along with the provision of an appropriate assistive devices for each individual	94	94		**188**
4.3.1.M # of men with disabilities receiving self-care training along with the provision of an appropriate assistive devices for each individual	119	68		**187**
1.1.1.G # of consultations received by girls in primary health	99	57		**156**
4.1.1.W # of MHPSS consultations provided to women in (supported) refugee health centers and host community clinics	89	60		**149**
1.1.2 # of persons provided with transportation to health facilities	86	53		**139**
4.1.1.M # of MHPSS consultations provided to men in (supported) refugee health centers and host community clinics	57	47		**104**
1.1.2.M # of men provided with transportation to health facilities	52	19		**71**
4.3.1.B # of boys with disabilities receiving self-care training along with the provision of an appropriate assistive devices for each individual	33	20		**53**
1.3.1 # of health care providers trained	19	16	10	**45**
2.1.1.G # of girls who receive SRH services	1	20	22	**43**
4.1.1.B # of MHPSS consultations provided to boys in (supported) refugee health centers and host community clinics	24	16		**40**
4.3.1.G # of girls with disabilities receiving self-care training along with the provision of an appropriate assistive devices for each individual	21	18		**39**
4.1.1.G # of MHPSS consultations provided to girls in (supported) refugee health centers and host community clinics	23	12		**35**
1.3.1.M # of male health care providers trained	14	13	5	**32**
1.1.2.B # of boys provided with transportation to health facilities	10	15		**25**
1.1.2.W # of women provided with transportation to health facilities	13	12		**25**
3.2.1.G # of girls who attend awareness raising activities on STIs, including HIV	1	10	11	**22**
2.3.1 # of service providers trained on SRH and clinical management of GBV	3	9	9	**21**
2.3.1.W # of women service providers trained on SRH and clinical management of SGBV	1	9	9	**19**
Total	**15,656**	**14,990**	**11,431**	**42,077**

Reporting Partner

All

Supporting Agency

All

Province, District

All

Appeal, EQ Response Activity

All

Nationality

All

Indicator

All

Age

All

Gender

All

Türkiye Health Sector Achievements - 2025

as of December 2025

Inter-Agency Coordination Türkiye

of beneficiaries reached in Türkiye by Health Sector Partners

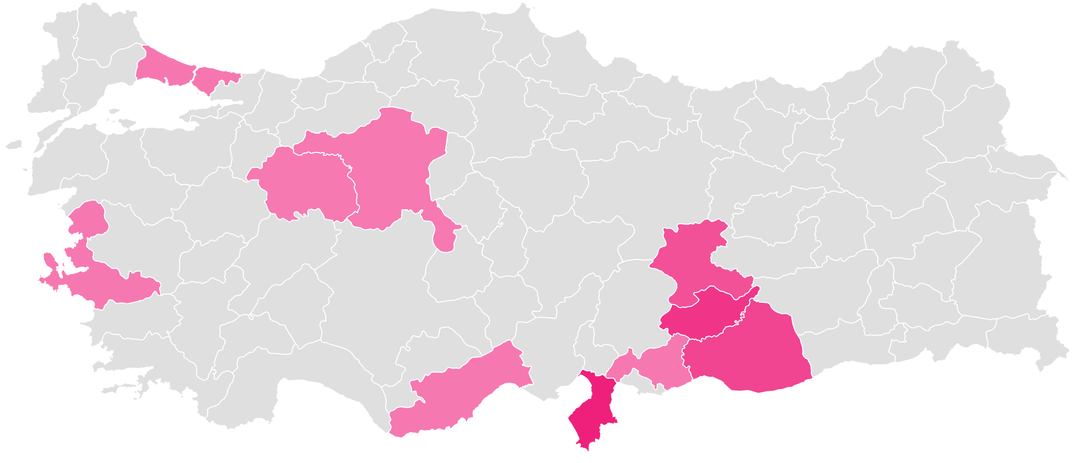

Boundaries shown on this map do not imply official endorsement by UN.

56,045

# of consultations received by persons in need in primary health

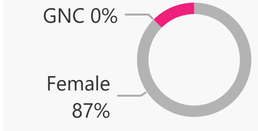

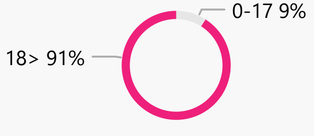

Supporting Agencies	MDM	Relief International	SAMS	UNFPA	UNICEF
Reporting Agencies	ASAM	DDD	NSPPL	SAMS	TKV	UNFPA

Achievements

0

# of consultations received by persons in need in primary health

	Female	Male

2,788

# of MHPSS consultations provided in (supported) refugee health centers and host community clinics

	Female	Male
18>	52.08%	47.92%
0-17	44.93%	55.07%

45,968

# of individuals who receive SRH services

	Female	Male
18>	97.28%	
0-17	86.62%	

0

# of persons provided with transportation to health facilities

	Female	Male

0

# of refugees who attend awareness raising activities on STIs, including HIV

	Female	Male

All figures shown here refer to health sector supported activities in Türkiye. **Sources:** ActivityInfo **Feedback:** IMTurkey@unhcr.org

Türkiye Health Sector Achievements - 2024

as of December 2024

Inter-Agency Coordination Türkiye

of beneficiaries reached in Türkiye by Health Sector Partners

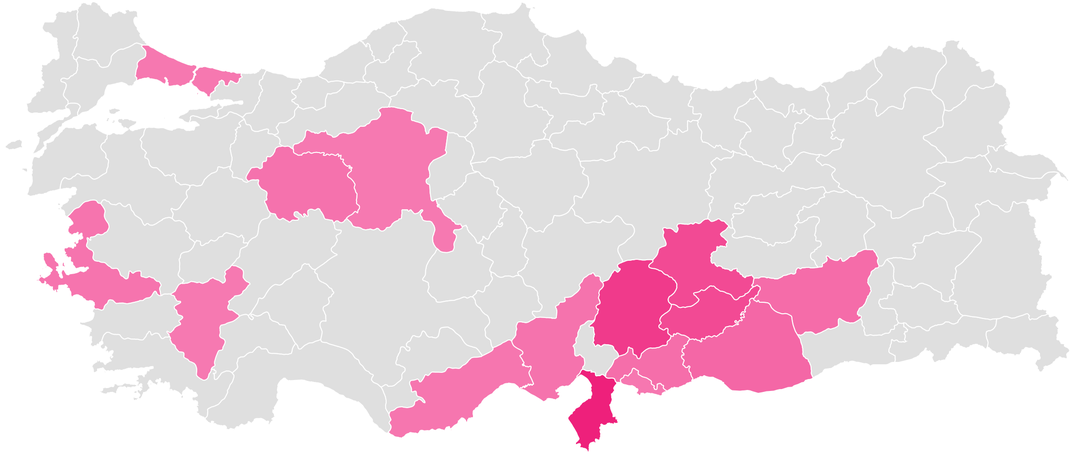

Boundaries shown on this map do not imply official endorsement by UN.

271,409

# of consultations received by persons in need in primary health

Supporting Agencies

ASAM	IOM	KAMER	MoH	Relief Inter...	Sanliurfa M...	UNHCR	WHO	YAHA
Humanity&I...	IRC	MDM	Pozitif Yasa...	SAMS	UNFPA	UNICEF	World Visio...	

Reporting Agencies

ASAM	DDD	EVSAD	IDA	IOM	Maya F...	MUDEM	NSPPL	Relief I...	SAMS	UNFPA	UOSSM...

Achievements

258,949

# of consultations received by persons in need in primary health

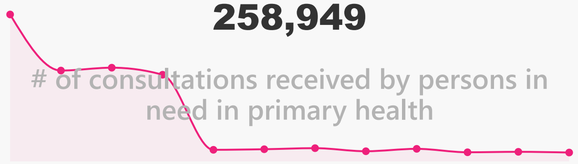

	Female	Male
18>	50.63%	49.36%
0-17	51.31%	48.65%

10,635

# of MHPSS consultations provided in (supported) refugee health centers and host community clinics

	Female	Male
18>	60.52%	39.45%
0-17	43.40%	56.60%

86,483

# of individuals who receive SRH services

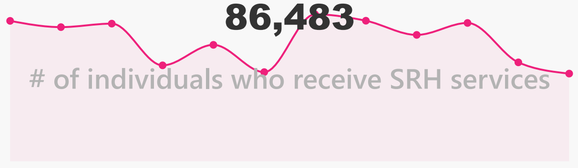

	Female	Male
18>	97.70%	
0-17	85.28%	

4,353

# of persons provided with transportation to health facilities

	Female	Male
18>	70.46%	29.47%
0-17	51.53%	48.47%

15,997

# of refugees who attend awareness raising activities on STIs, including HIV

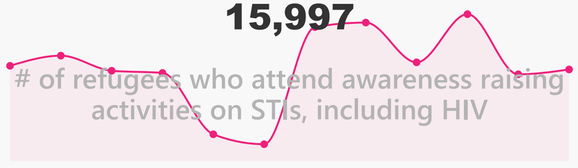

	Female	Male
18>	97.11%	
0-17	84.35%	

All figures shown here refer to health sector supported activities in Türkiye. **Sources:** ActivityInfo **Feedback:** IMTurkey@unhcr.org