Shelter Sector meeting

26th of May 2026

Spotkanie sektora ds. Zakwaterowania

26 maja 2026

RRP for Ukraine Situation

Regional Refugee Response
for the Ukraine Situation

Agenda

1. Informacje koordynacyjne
2. CUKR + zaświadczenia z OZZ: o działaniu zmian w ustawie w praktyce
3. Badanie dotyczące gotowości uchodźców mieszkających w ośrodkach zbiorowego zakwaterowania do usamodzielnienia się – IOM, Karina
4. Aktualizacja od partnerów – wyzwania, międzysektorowe problemy
5. AOB

1. Opening remarks
2. CUKR + OZZ certificates: on changes practical dimensions of the changes in law
3. Survey on the Readiness of Refugees Residing in Collective Accommodation to Transition to Independent Living – IOM, Karina
4. Partners updates – challenges from the field
5. AOB

1. Informacje koordynacyjne

1. Opening remarks

2. **CUKR + zaświadczenia z OZZ: o działaniu zmian w ustawie w praktyce – Paulina & Przemek.**

2. **CUKR + OZZ certificates: on changes practical dimensions of the changes in law – Paulina & Przemek.**

Dynamika sytuacji w OZZ – kwiecień // Current situation in Collective Centers – April

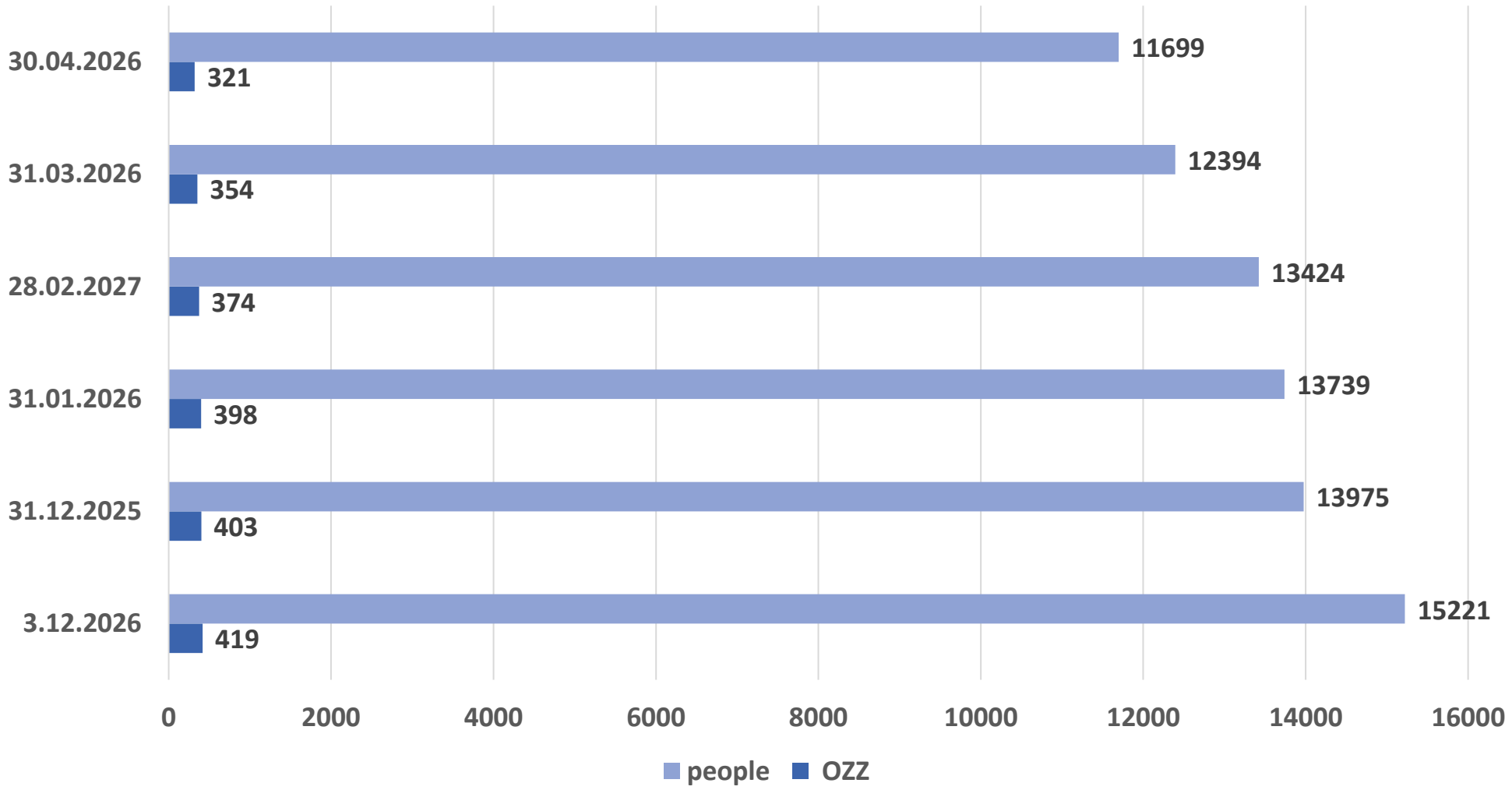

Regional Refugee Response for the Ukraine Situation

Dynamika sytuacji w OZZ – kwiecień // Current situation in Collective Centers – April

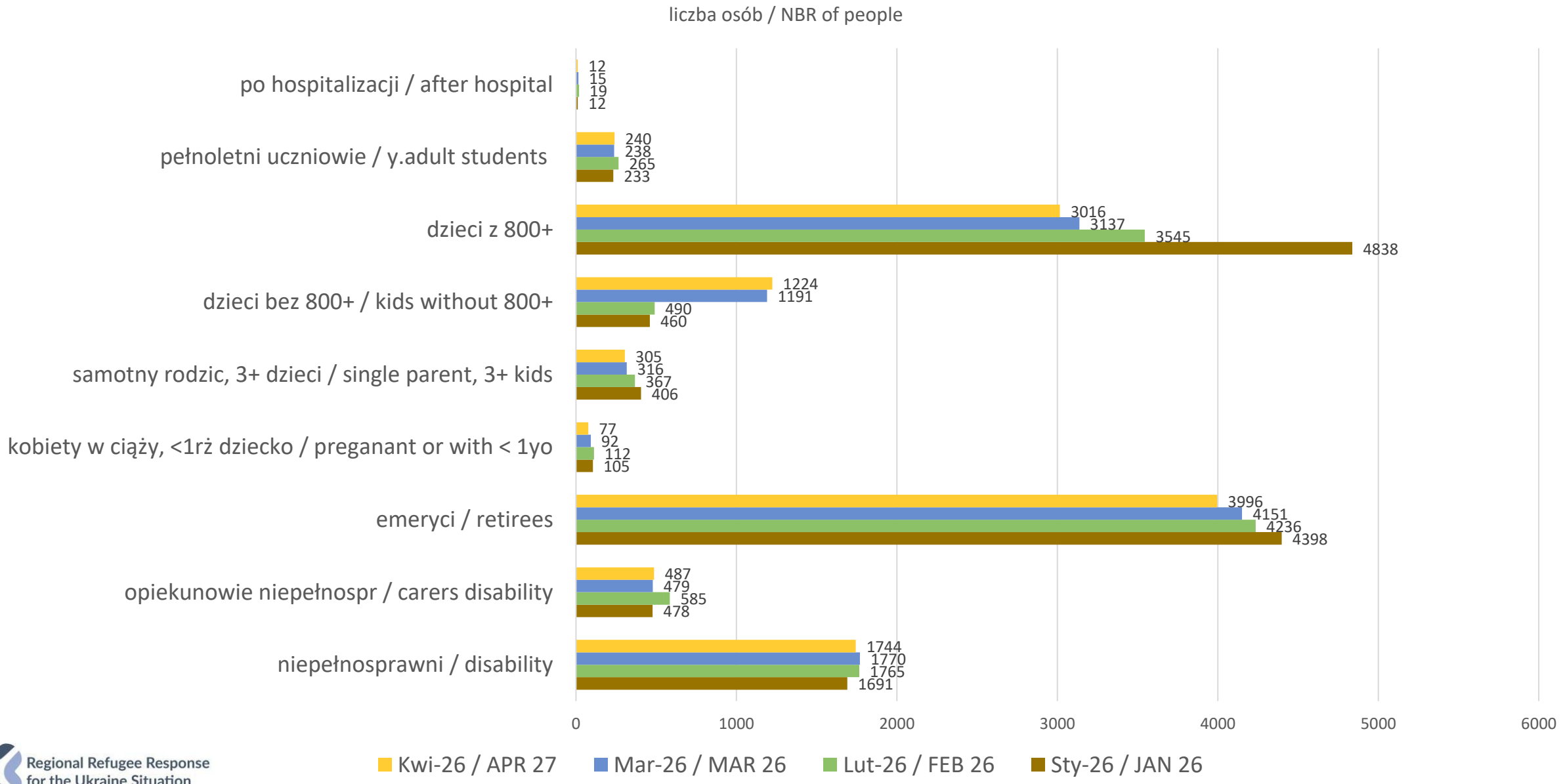

Regional Refugee Response for the Ukraine Situation

Dynamika sytuacji w OZZ – kwiecień // Current situation in Collective Centers – April

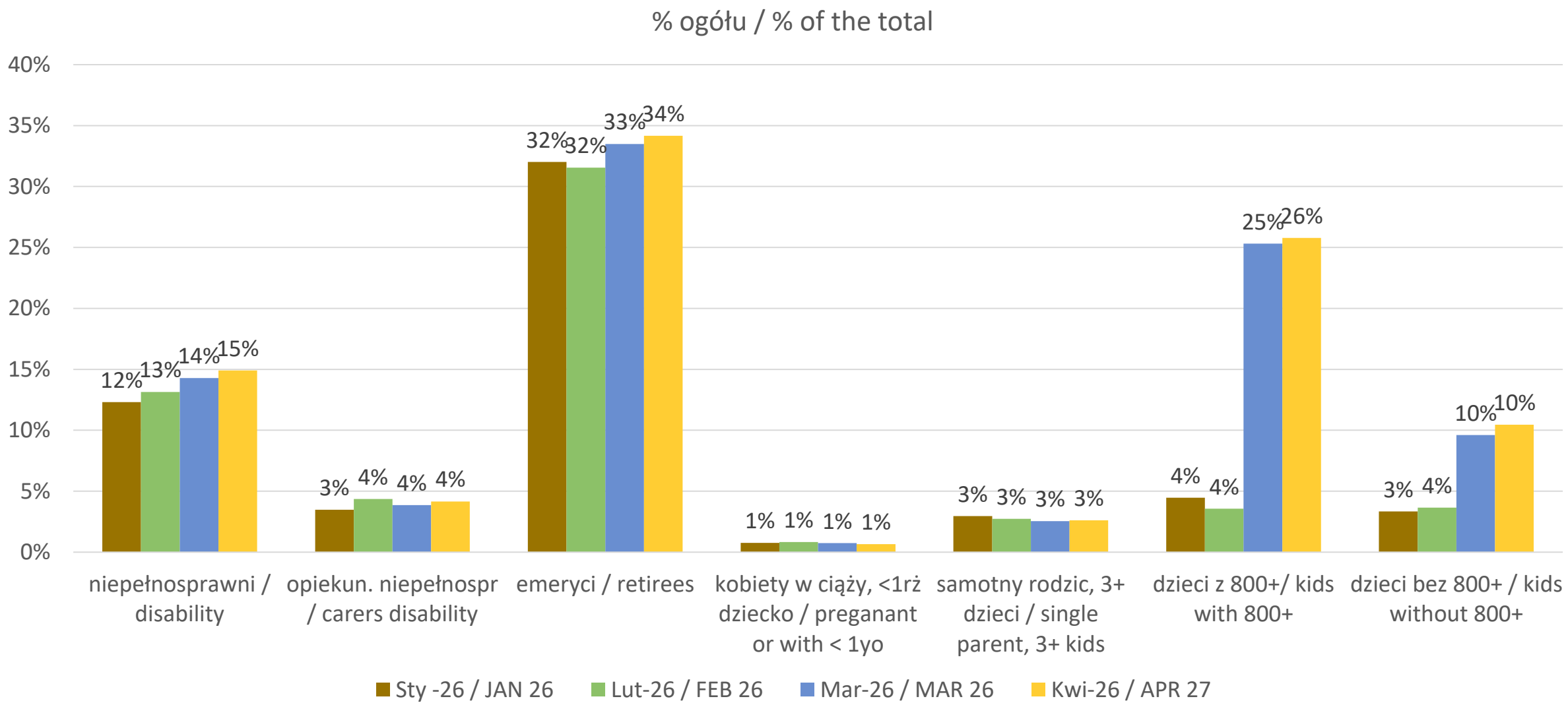

Regional Refugee Response for the Ukraine Situation

Karta pobytu CUKR - START!

- Do początku zeszłego tygodnia złożono 8000 wniosków
- UDSC opublikowało pytania i odpowiedzi (aktualizowane na bieżąco) https://www.gov.pl/web/udsc/cukr-QA

Pierwsze wyzwania i częste błędy:

- Płatność za procedurę trzeba koniecznie wykonać na 2 różne konta (100zł i 340zł)
- Potwierdzenie przelewu dopiero po zaksięgowaniu transakcji, potwierdzenie „w trakcie realizacji” nie jest akceptowane
- Osoby nieletnie nie mogą same składać wniosku nawet jak mają profil zaufany na swoim subkoncie bankowym
- Na wszelki wypadek nie zaszkodzi dołączyć skan paszportu (urzędnicy mają bezpośrednie źródło weryfikacji w przypadku nieścisłości)
- Nie trzeba dołączać zaświadczenia o niekaralności, choć MOS na wstępie zapowiada, że będzie tego wymagał
- Przy uzupełnianiu wniosku na dzieci musi być skan aktu urodzenia
- Przy rodzaju dokumentu pojawia się opcja "Paszport cudzoziemca". NIE WYBIERAĆ (to do sytuacji gdy Ukrainiec otrzymał paszport np. w Hiszpani)
- W urzędzie należy bezwzględnie podać odcisk tych samych palców u obu rąk. Inaczej wniosek nie przejdzie.

Zaświadczenia OZZ

Oznaczenie organu wydającego zaświadczenie

.....

(miejscowość, data)

Zaświadczenie o zamieszkiwaniu w obiekcie zbiorowego zakwaterowania

Zaświadcza się, że Pan/i ....., nr PESEL UKR....., **na dzień wydania niniejszego zaświadczenia** zamieszkuje w obiekcie zbiorowego zakwaterowania, o którym mowa w art. 112 ustawy z dnia 13 czerwca 2003 r. o udzielaniu cudzoziemcom ochrony na terytorium Rzeczypospolitej Polskiej (Dz. U. z 2025 r. poz. 223, z późn. zm.), znajdującym się w ....., przy ul. .....

Zaświadczenie wydaje się na podstawie art. 112c ust. 1 pkt 3 w zw. z art. 112c ust. 4 pkt 2 lit. b ustawy z dnia 13 czerwca 2003 r. o udzielaniu cudzoziemcom ochrony na terytorium Rzeczypospolitej Polskiej.

Zaświadczenie zachowuje swoją ważność przez 7 dni od dnia jego wydania.

.....

(data i podpis)

Regional Refugee Response for the Ukraine Situation

Zaświadczenia OZZ

Mieszkaniec OZZ | Koordynator OZZ | Urząd Wojewódzki

Podlaskie/ Lubuskie – 7 dni

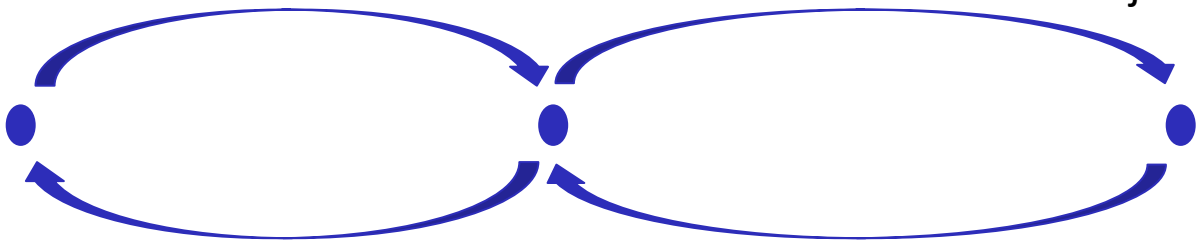

Śląskie (Sosnowiec) - 7 dni

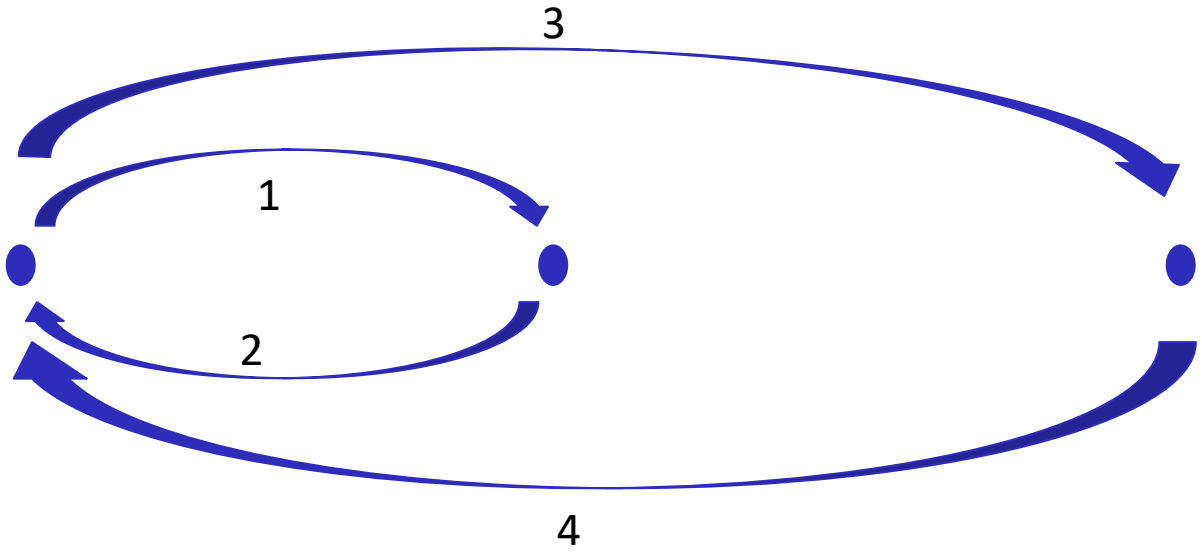

Mazowieckie – 7 dni / Śląskie (Rybnik) - 1 miesiąc

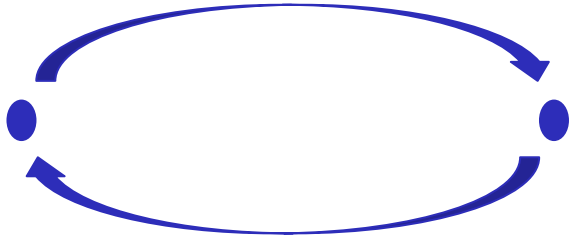

Regional Refugee Response for the Ukraine Situation

Zaświadczenia OZZ

Mieszkaniec OZZ

Koordynator OZZ

Urząd Wojewódzki

Wielkopolskie – 7 dni
(zaawansowane zabiegi*)

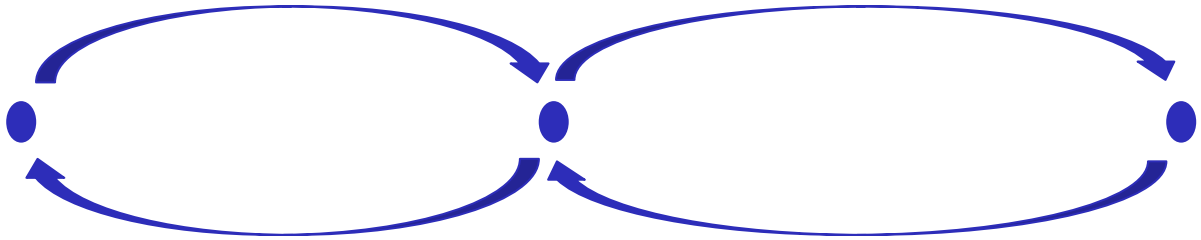

**Jeżeli na SOR, to wystawiany jest rachunek, który później jest anulowany po dostarczeniu zaświadczenia*

Wielkopolskie – 7 dni
(do lekarza rodzinnego)

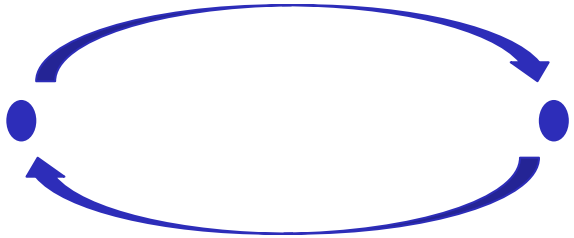

Regional Refugee Response for the Ukraine Situation

3. **Badanie dotyczące gotowości uchodźców mieszkających w ośrodkach zbiorowego zakwaterowania do usamodzielnienia się – IOM, Karina.**

3. **Survey on the Readiness of Refugees Residing in Collective Accommodation to Transition to Independent Living – IOM, Karina.**

IOM
UN MIGRATION

Survey on the Readiness of Refugees Residing in Collective Accommodation to Transition to Independent Living:

Presentation of Findings

26/05/2026

Key Findings

IOM UN MIGRATION

Employment

- The majority of respondents were not employed, with only **19 per cent reporting employment**, and 16 per cent unemployed and seeking employment.
- Of those employed, roughly **80 per cent needed to supplement their income** with additional financial support.
- Employed individuals more often found work through **referrals from friends**, a method less used by the unemployed.

Needs

- The most commonly reported needs were **health care** (60%), **employment** (28%), and **food** (21%).
- Reported needs for basic necessities (such as food, housing, and health care) and for higher-level services (including education, employment, and legal assistance) tended to cluster together.
- Respondents who lacked basic necessities were typically less likely to prioritize higher-level services.

Key Findings

IOM UN MIGRATION

Awareness about available services

- Respondents relied most heavily on friends for finding both accommodation and information about available services.
- **Awareness of available services was higher in Podkarpackie**, with nearly three-quarters of respondents informed, compared to less than half in Małopolskie. This corresponded to higher rates of service access attempts in Podkarpackie.

Health care

- Health issues were a major factor contributing to long-term stays in collective accommodations.
- Most unemployed individuals not seeking work cited health reasons.
- Out of all respondents, fewer than a quarter had received health-care services, despite health care being a top reported need.
- About one-third of respondents identified support with accessing (unspecified) health care as a necessary form of assistance.
- Age and declining health in tandem pose a barrier to independent living.

Key Findings

Readiness to transition to independent living

- **Employment was a more pressing priority in Podkarpackie** than in Małopolskie; nearly half of Podkarpackie respondents indicated that support in finding employment would facilitate independent living, compared to 35 per cent in Małopolskie.

- **Income was the primary barrier** to independent living across all age groups, with health cited as a close second.

- **Housing costs** were a greater **concern for households with children**.

- **Language barriers** increased progressively with **age** and were more common among individuals from **eastern regions of Ukraine**.

- **68% of respondents indicated that they were not ready to live independently**. The proportion of those who were unready was higher among older participants, with 87 per cent of individuals aged 65 or above reporting this.

Demographics

195 respondents: 106 in Malopolskie, 89 in Podkarpackie

- Predominantly female, with women making up 73% of respondents in Podkarpackie and 86% in Małopolskie.
- The proportion of households including at least one older person (60+) is identical in both voivodeships at 54 per cent, highlighting a substantial presence of elderly refugees.
- **Małopolskie has a considerably higher share of respondents living with children** (45%, including 12% with children under age 4), compared to Podkarpackie, where only 31 per cent reported having children in their household (7% under age 4).

Age structure (%), n=195.

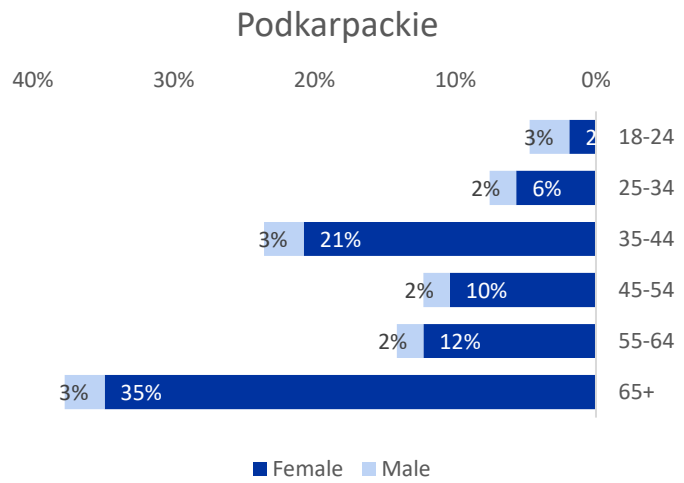

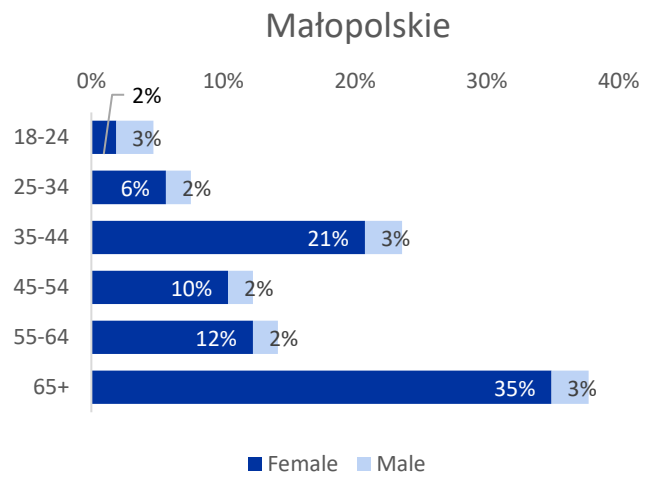

Arrival to Poland

Oblast of origin in Ukraine before displacement, n=195.

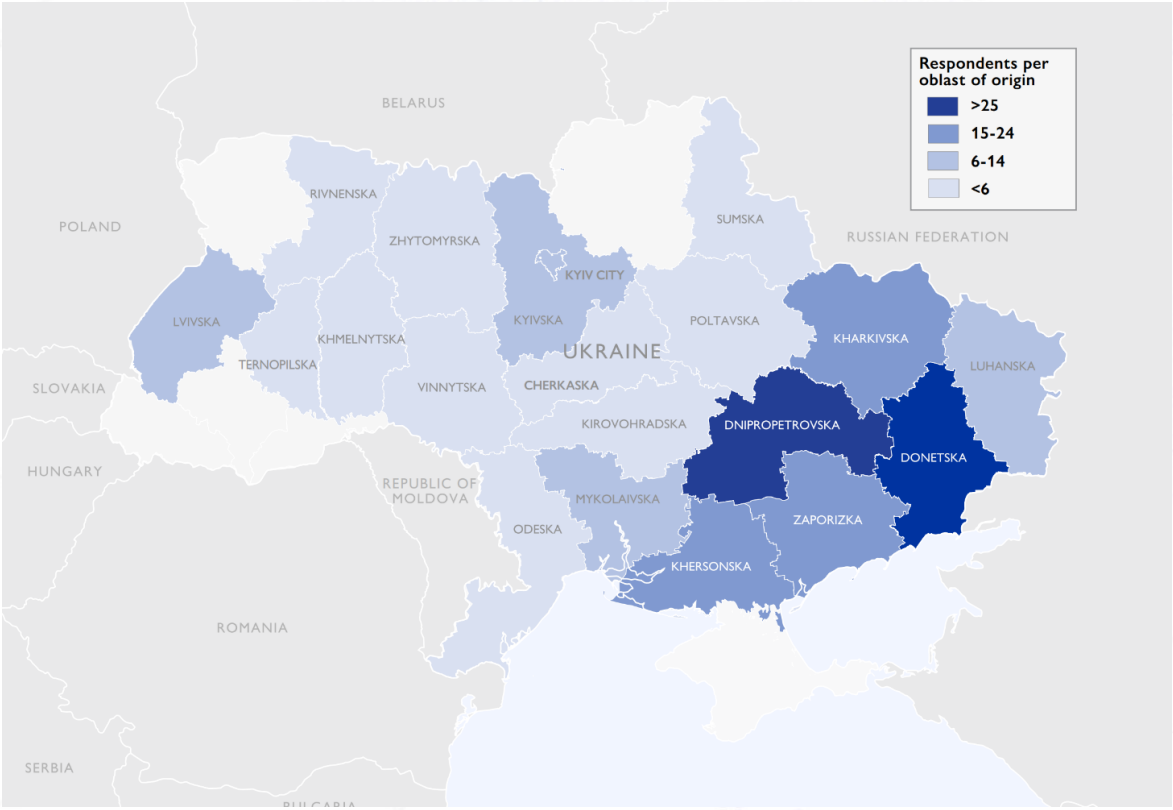

Kyiv is presented together with the entire Kyiv Oblast, which includes 9 respondents originating from the city of Kyiv and an additional 10 respondents from the wider Kyiv Oblast.

- The majority of respondents in both voivodeships arrived to Poland from **eastern regions** of Ukraine, specifically Dnipropetrovsk, Donetsk, Zaporizhzhia, Luhansk, and Kharkiv.
- Across the full sample, **70% of individuals arrived in 2022**, followed by significantly smaller shares in subsequent years (15% in 2023, 12% in 2024, and 2% in 2025).

Timeline of arrivals from Ukraine to Poland (number of respondents), n=195

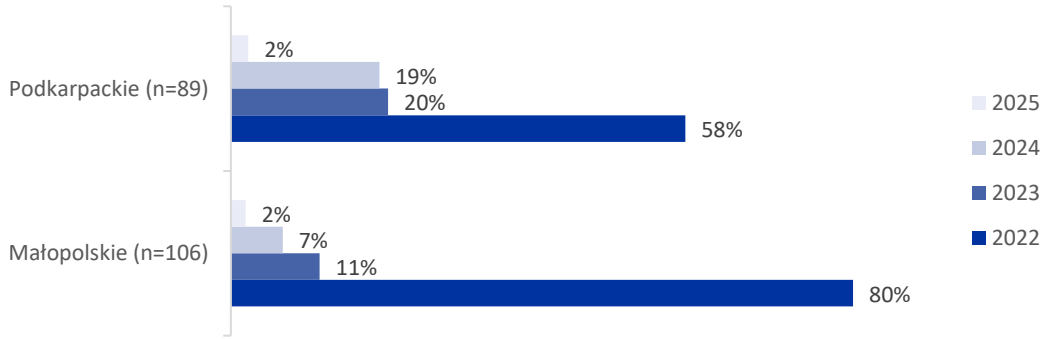

Health Conditions

Overall, 74 per cent of all respondents declared at least one health issue within the household.

Illness, chronic condition, or special needs by voivodeship (%), n=195.

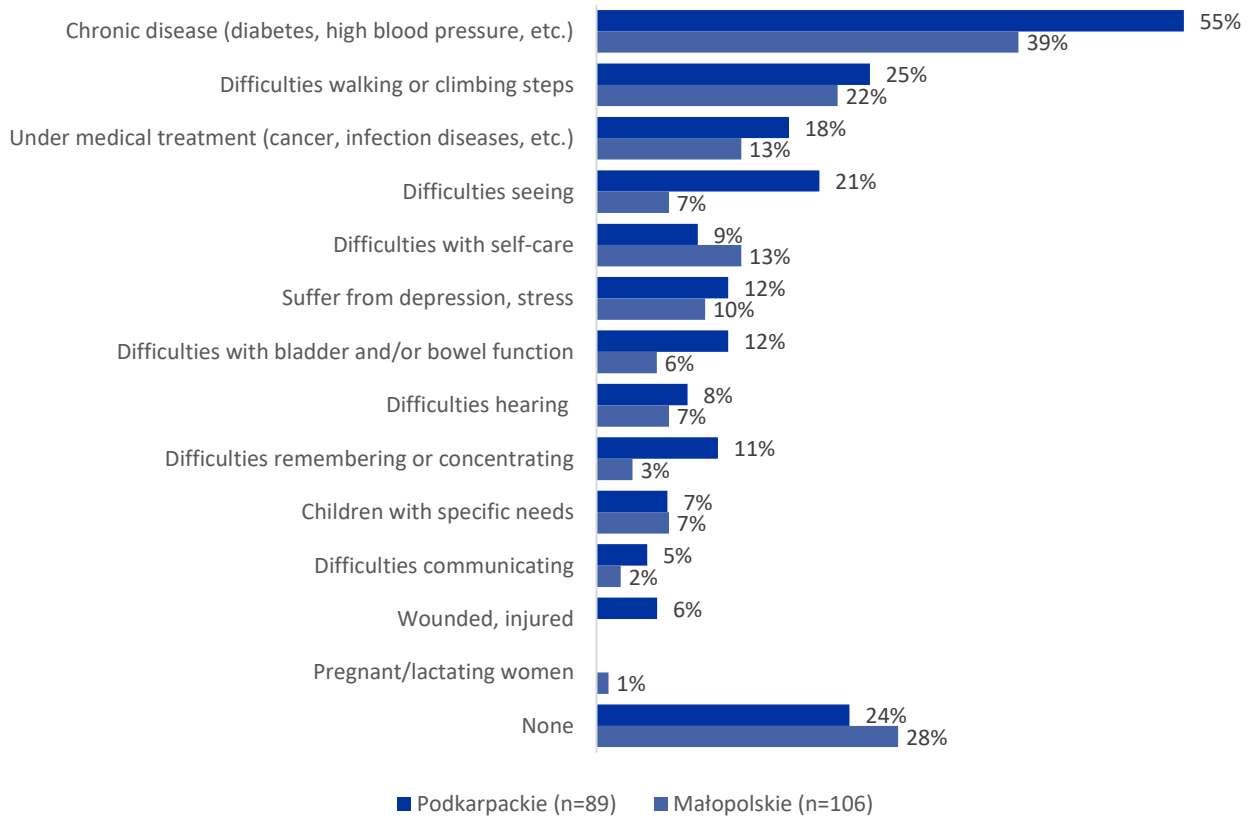

The most common combinations, ranked by which two needs are most often seen together, include:
memory and mobility (12 occurrences),
injury and mobility (4),
communication and chronic disease (7),
memory and chronic disease (13),
and **injury and chronic disease** (5).

Common co-occurring special and health-related needs, ranked by the strength of the association, with each rule's left- and right-hand sides kept intact (number of respondents), n=195.

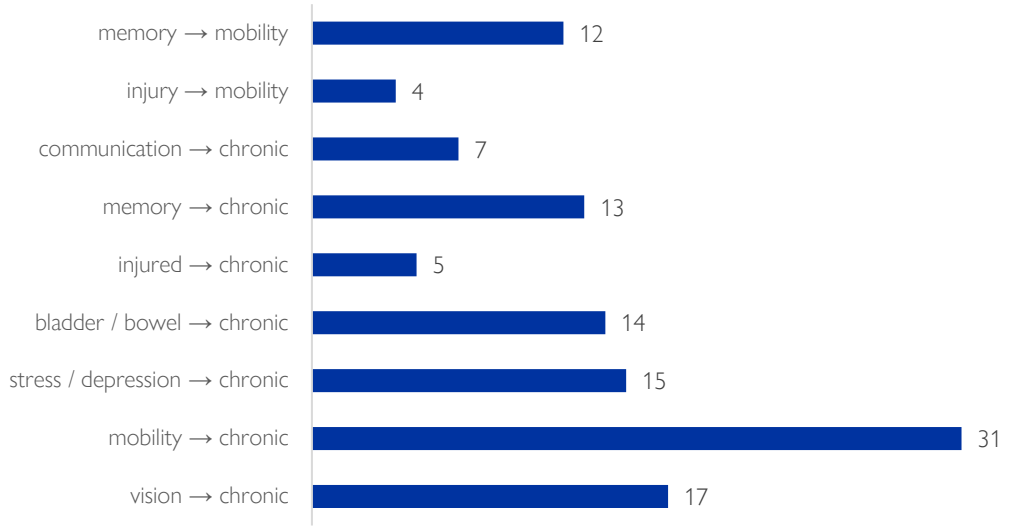

Health Conditions

54% of those who reported at least one health condition indicated that they possess a disability certificate.

Figure 9 Share of respondents possessing a disability certificate by issuing country (%), n=107.

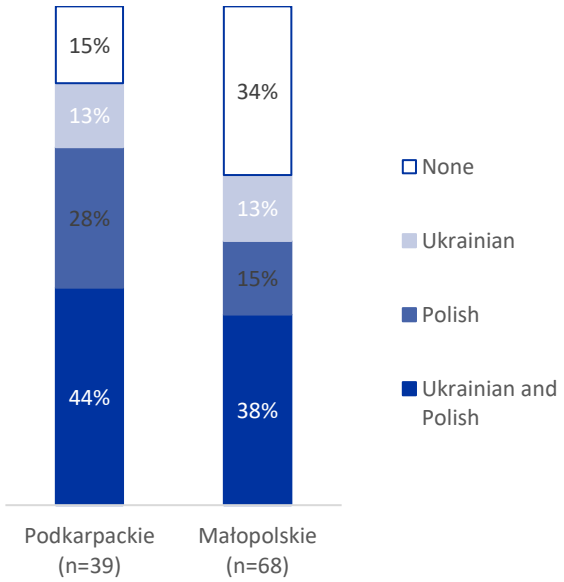

Employment

- Looking only at **respondents aged 18 to 64 years** (n=125), **34% were employed**, 23% were unemployed and actively looking for work, while **42% were inactive**.

- Inactivity was recorded more often in Podkarpackie (n=59, 49%) than in Małopolskie (n=66, 36%). At the same time, Podkarpackie showed a lower share of unemployment among those seeking work (19% compared with 27%), while employment levels were similar (32% versus 35%).

- Relative to the findings of the Socio-Economic Insights Survey conducted in Poland in 2025, these results suggest a higher level of inactivity (compared with 14%) and unemployment (compared with 12%), alongside a lower employment rate (compared with 76%).

- Across both voivodeships, around one quarter of employed respondents were working full-time (Podkarpackie: 4 out of 16; Małopolskie: 5 out of 22). Part-time work, however, was reported by 9 of 16 employed respondents in Podkarpackie and by as many as 17 of 22 in Małopolskie.

Employment status among respondents by voivodeships (%).

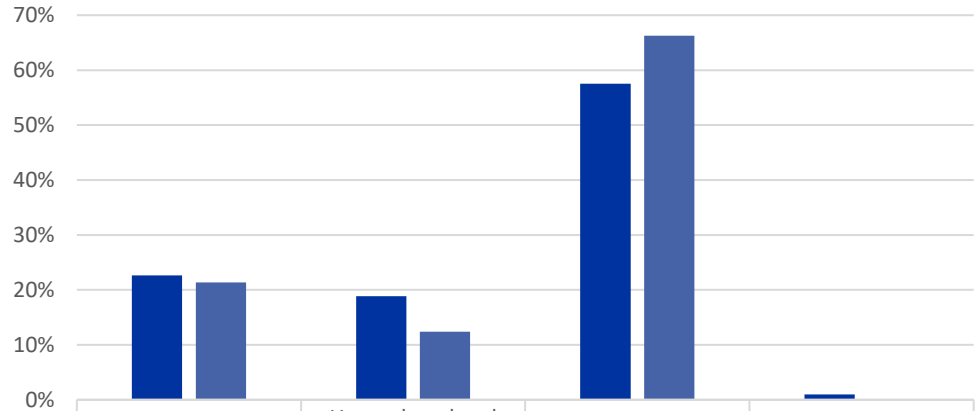

	Employed	Unemployed and looking for work	Inactive	No answer
Podkarpackie (n=89)	23%	19%	58%	1%
Małopolskie (n=106)	21%	12%	66%	0%

- Among those who were inactive, the majority were retired.
- Małopolskie had a higher proportion of individuals not seeking employment.
- 8 respondents in Podkarpackie were students, whereas there were none in Małopolskie.

Employment

- Of the employed respondents who answered the question regarding how they obtained their job (n=35), the **majority were referred by a friend** (20 out of 35). Fewer than one third applied directly (11 out of 35).

- More than half of the respondents reported relying on governmental financial support. In Małopolskie, **77 per cent were financially dependent on government assistance**, compared to 65 per cent in Podkarpackie.

- Other significant financial sources (apart from employment) included **family support** (16% overall) and **savings** (14% overall), with respondents from Podkarpackie proportionally reporting these sources more frequently than those from Małopolskie (29% versus 5% for family support, and 18% versus 11% for savings).

- Family support was especially significant for younger adults; among respondents aged 18 to 24, 11 out of 18 indicated that they depended on help from family members.

- In total, **95 per cent of respondents reported relying on financial sources other than employment**, with nearly all respondents in Podkarpackie (97%) and a majority in Małopolskie (93%) doing so. Additionally, among those who were employed (n=38), 36 respondents reported **needing to supplement their wages with additional financial support**, most frequently provided by the government (26 out of 38).

Sources of income by voivodeship (%).

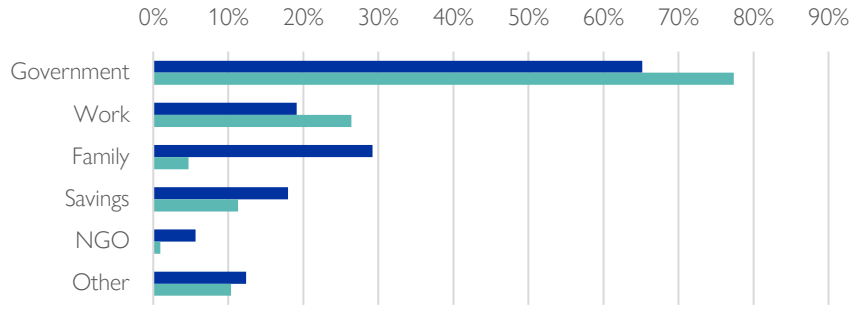

	Other	NGO	Savings	Family	Work	Government
Podkarpackie (n=89)	12%	6%	18%	29%	19%	65%
Małopolskie (n=106)	10%	1%	11%	5%	26%	77%

Sources of income by employment status (%).

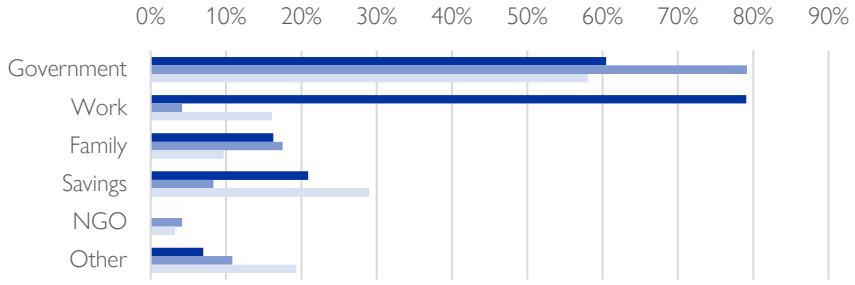

	Other	NGO	Savings	Family	Work	Government
Employed (n=43)	7%	0%	21%	16%	79%	60%
Inactive (n=119)	11%	4%	8%	18%	4%	79%
Unemployed (n=31)	19%	3%	29%	10%	16%	58%

Employment

- 26 out of 38 employed respondents were not open to requalification - upskilling their existing professional skillset appeared more appealing, with 18 out of 38 showing interest and 16 not.
- Inactive respondents showed little inclination towards either upskilling (8 out of 124) or requalification (6 out of 124), suggesting no plans to change their level of activity in the labour market.
- Some of the upskilling ideas reported by overall respondents included **language courses**, **computer and programming classes**, and **specialised courses**.

- 43 per cent stated that they found searching for employment somewhat hard, and one third of all respondents described searching for employment as very hard.
- Unemployed individuals who were actively seeking employment (not yet in any hiring process, n=30) – two-thirds reported searching online, 12 utilised their social networks, and one-third applied directly or through an agency.

- Of the 30 unemployed individuals seeking work, 8 cited a **lack of available jobs**, 5 mentioned **language barriers**, and 3 referred to **insufficient qualifications**. Other isolated responses included discrimination, ageism, and the absence of necessary documents.
- **Unemployed individuals who were not actively seeking work** (classified as part of the inactive employment status) were asked about their reasons for not pursuing employment –14 out of 25 cited **health-related issues**, 13 out of 25 mentioned **childcare responsibilities** as their reason.

Needs reported

Self-reported priority needs (%), n=195.

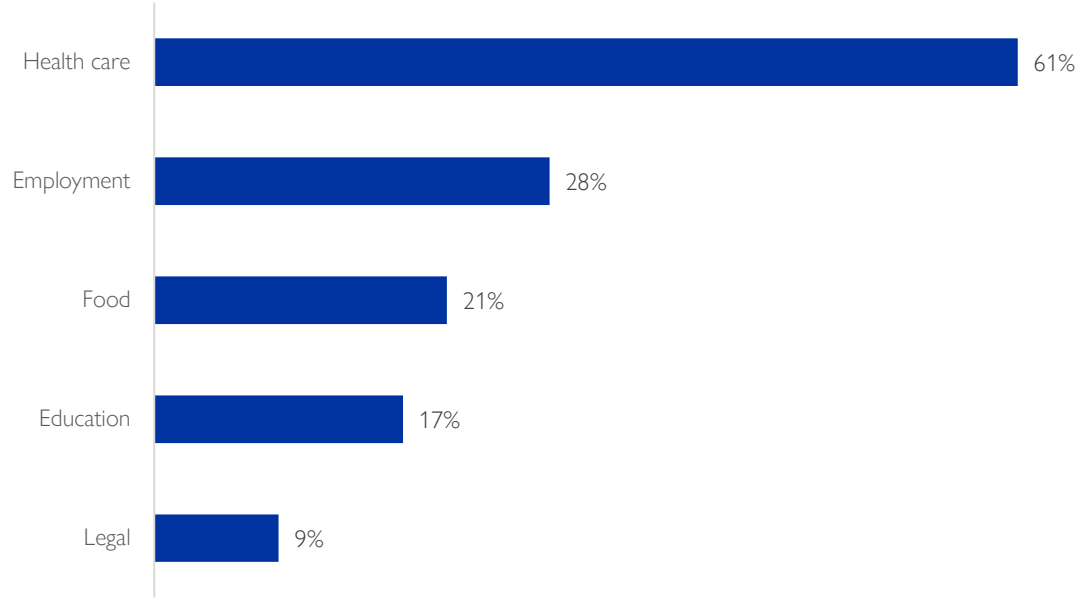

Self-reported priority needs by voivodeship (%), n =195.

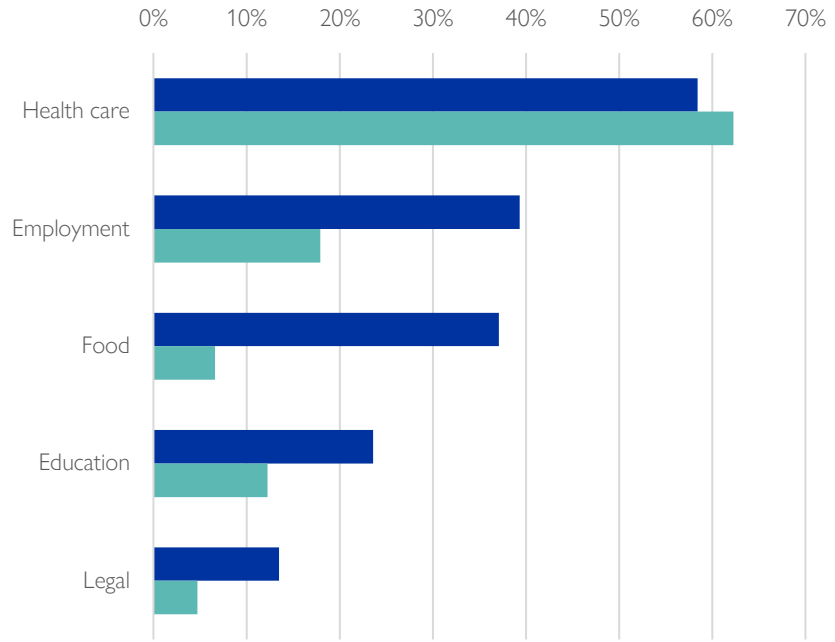

	Legal	Education	Food	Employment	Health care
Podkarpackie (n=89)	13%	24%	37%	39%	58%
Małopolskie (n=106)	5%	12%	7%	18%	62%

- Priority needs: Housing and health-care needs frequently overlapped, with 30 per cent of respondents reporting both.
- The vast majority of those reporting food needs also indicated housing needs (85%), as well as health-care needs (73%), but not employment, education, or legal services = struggling to secure basics focus on fundamental needs

Access to services

Services attempted and received by respondents, by voivodeship (%)

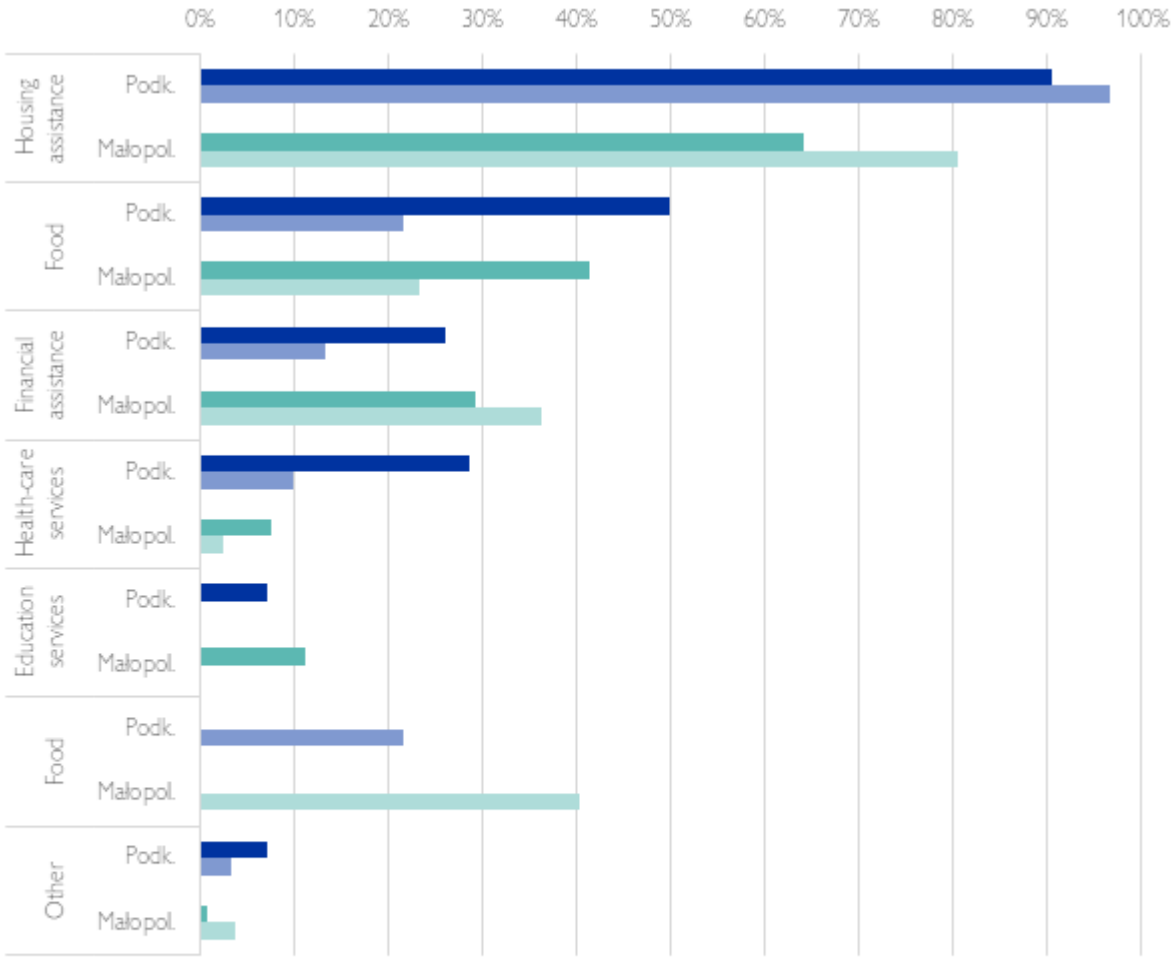

	Other		Food		Education services		Health-care services		Financial assistance		Food		Housing assistance	
	Małopol.	Podk.	Małopol.	Podk.	Małopol.	Podk.	Małopol.	Podk.	Małopol.	Podk.	Małopol.	Podk.	Małopol.	Podk.
Attempted	1%	7%			11%	7%	8%	29%	29%	26%	42%	50%	64%	90%
Accessed	4%	3%	40%	22%			3%	10%	36%	13%	23%	22%	81%	97%

- 73% of respondents in Podkarpacie reported awareness of services available, compared to 44% in Malopolskie.

Anticipated consequences of losing their current support, by voivodeship (%).

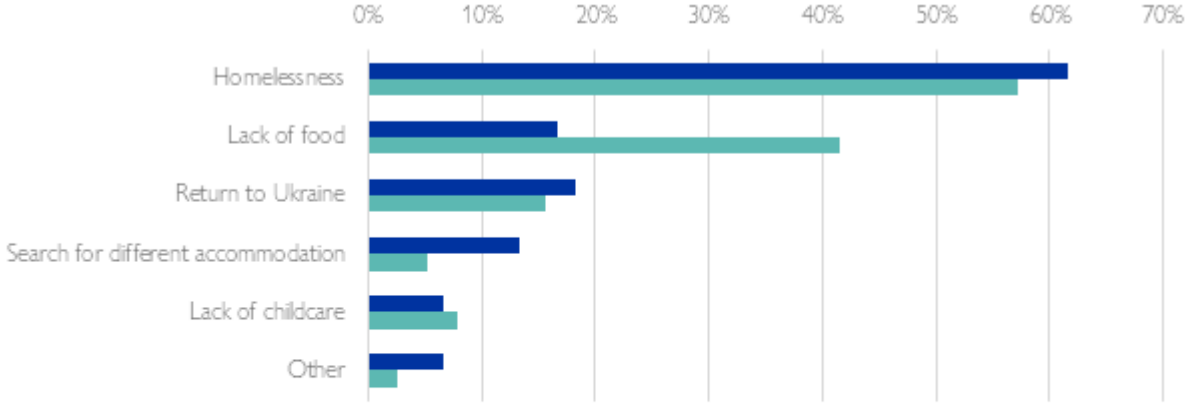

	Other	Lack of childcare	Search for different accommodation	Return to Ukraine	Lack of food	Homelessness
Podkarpackie (n=60)	7%	7%	13%	18%	17%	62%
Małopolskie (n=77)	3%	8%	5%	16%	42%	57%

Perceived barriers to independence

Perceived barriers to living independently, by voivodeship (%).

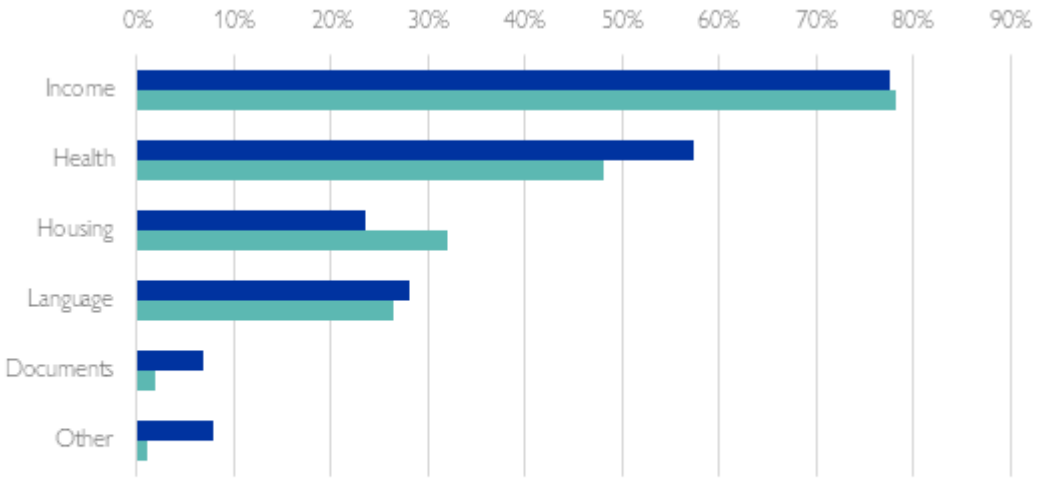

	Other	Documents	Language	Housing	Health	Income
Podkarpackie (n=89)	8%	7%	28%	24%	57%	78%
Małopolskie (n=106)	1%	2%	26%	32%	48%	78%

- The second most frequently mentioned barrier was **health**, cited slightly more often in Podkarpackie (57% versus 48%), while **lack of affordable housing** was noted more frequently in Małopolskie (32% versus 24%), and language difficulties were reported by approximately 27 per cent of respondents.
- Respondents originally from the eastern regions of Ukraine (n=112) experienced language barriers at twice the rate, 35 per cent compared to 17 per cent among others.

Perceived barriers to independent living cited by those who did not indicate income as a barrier (number of respondents), n=43.

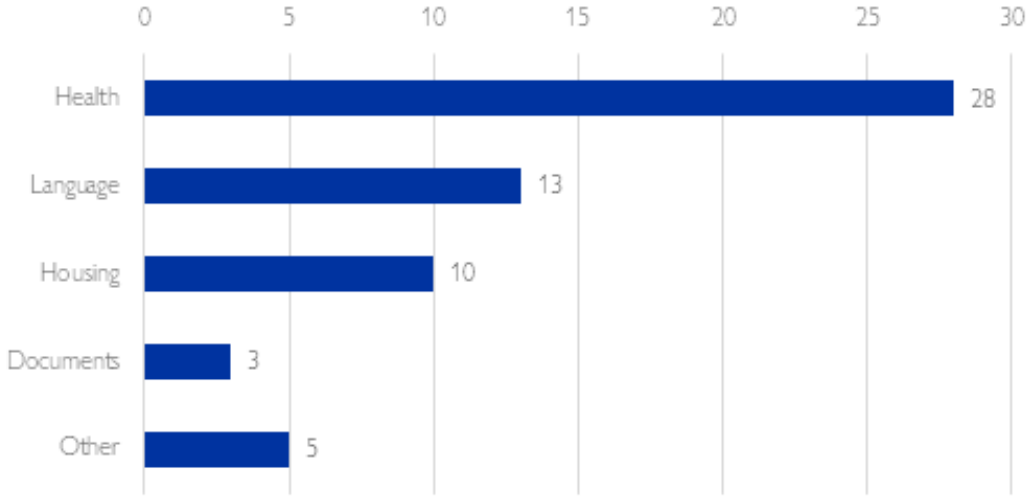

Support needed to achieve independent living

Types of support identified as necessary for achieving independent living, by voivodeship (%).

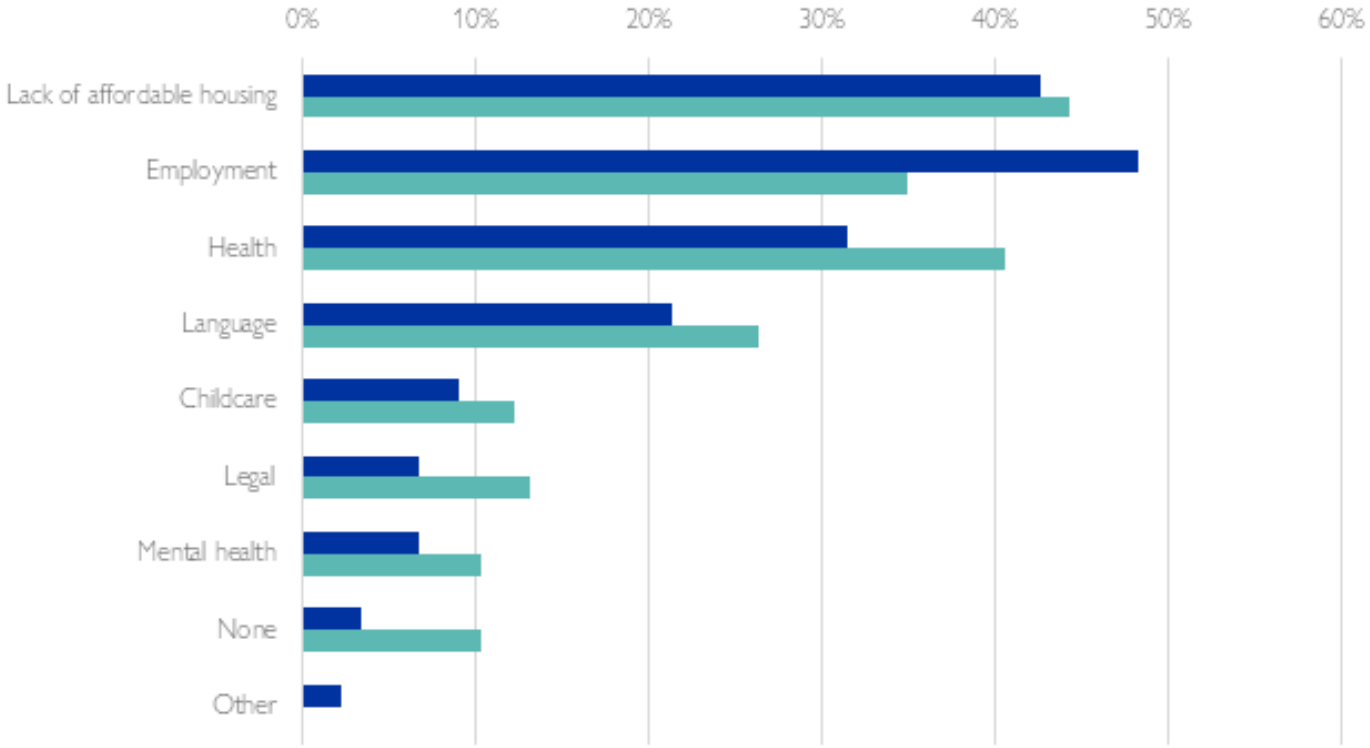

	Other	None	Mental health	Legal	Childcare	Language	Health	Employment	Lack of affordable housing
Podkarpackie (n=89)	2%	3%	7%	7%	9%	21%	31%	48%	43%
Małopolskie (n=106)	0%	10%	10%	13%	12%	26%	41%	35%	44%

Readiness to move out

Types of support identified as necessary for achieving independent living, by voivodeship (%).

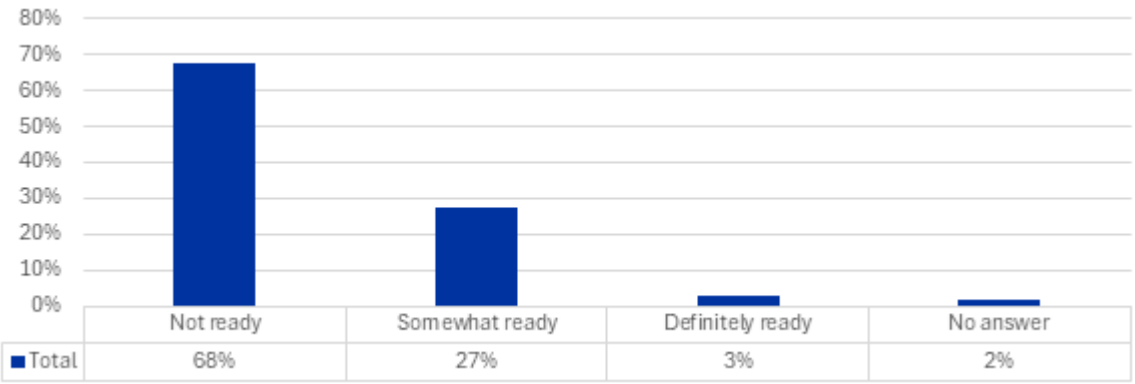

Reported barriers to independent living by indicated readiness to pursuing independent accommodation, and gender.

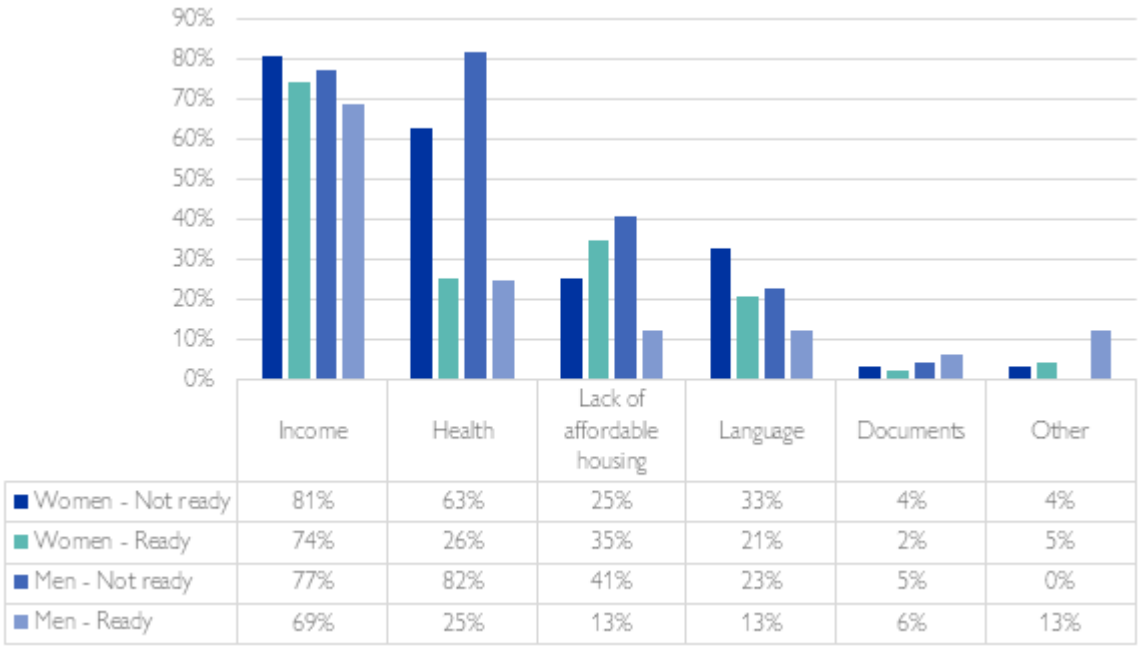

IOM
UN MIGRATION

Thank you!

4. Aktualizacja od partnerów – wyzwania, międzysektorowe problemy

4. Partners updates – challenges from the field

IOM

- Badanie intencji wśród mieszkańców OZZ
  na Mazowszu na zlecenie MUW – początek czerwca
- Szukamy osoby do zespołu ochrony link

5. AOB // 5. INNE

Next Shelter Sector meeting – 23rd June, 10:00am

Następne spotkanie sektora – 23 czerwca, 10:00