



Uganda Country Refugee Response Plan (UCRRP 2026-2030)

**Quarter 1
2026**

Yumbe Sub-Office Performance Snapshot

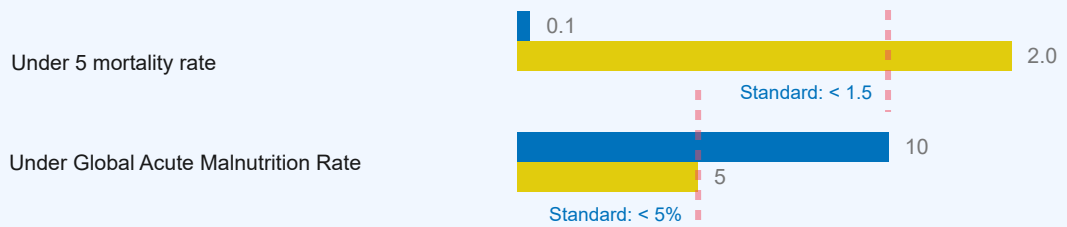
Population Refugees and asylum-seekers 642,447 Refugees and asylum seekers 126,123 Households	70 Partners in Response	4 RLOs & CBO	7 Government Partners	5 UN Agencies
	On average two performance indicators are reflected per sector against the annual 2026 RRP targets		13 National NGOs	38 International NGOs

Sector of Intervention	Indicator	Achieved	Target/Standard
------------------------	-----------	----------	-----------------

Education




Health & Nutrition



Water, Sanitation and Hygiene (WASH)



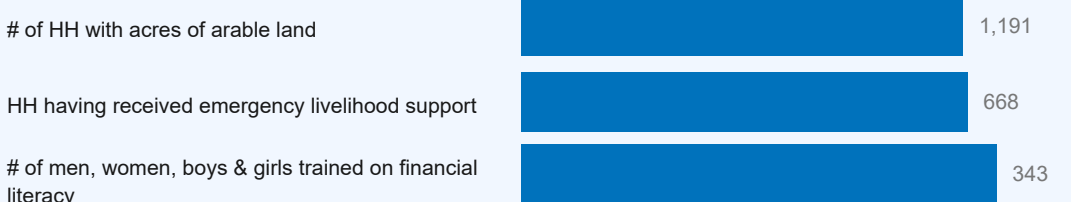
Energy & Environment








Food Security



Livelihoods & Resilience



Sector of Intervention	Indicator	Achieved	Target/Standard
Child Protection 	# of adolescent girls and boys (12-17) participating in targeted programs that lead to skill development and empowerment	1,415	
	# of biological/foster parents who participated in positive parenting sessions	17,923	
	# of children of concern between 5-17 years who participate in community-based CP programs	31,227	
Gender Based Violence (GBV) 	# of men and women engaged in GBV prevention and awareness campaigns within their communities.	13,712	
	# of women, men, boys and girls reached with GBV awareness raising and behavior/ attitude change activities	13,712	
	# of persons at risk of GBV and survivors who received multisectoral support	343	
Protection 	# of feedback/complaints received Vs. those responded to within the appropriate timeframe	9,811	
	# of PoC that are in need of legal assistance and are receiving the same	3,806	
	# of persons with specific needs provided with support	2,256	
CBI Modality 	Amount of money distributed through CBT (UGX)	36,218,634,508	
	# of households supported with Cash Based Interventions compared to the total # of households	13,721	
Shelter, Settlements, and NFI (SSNFI) 	# PSN households assisted with construction of semi-permanent shelters	118	
	# of new arrival HH receiving emergency shelter support	10,948	

Partners

Government Entities

Koboko DLG, Madi Okollo DLG, Northern-Umbrella, Obongi DLG, OPM, Terego DLG, Yumbe DLG

UN Agencies

FAO, UNFPA, UNHCR, UNICEF, WFP

International NGOs

ACF, ADRA, AIRD, Alight, AVSI, BfA, CARE, CFI, ChildVoice, CRS, DRC, ForAfrika, GIZ, HEKS/EPER (SCA), HHA, HI, HIM-Uganda, IDI, IRC, IsraAID, LWF, Malteser, MC, MCCJ, MSF, MTI, Plan, RtP, SCI, SeedEffect, URCS, WHH, WHO,...







National NGOs

ACORD, AFARD, AFI, AFOD, CEFORD, HADS, KRC, Nsamizi, PALM Corps, RICE-WN, TPO, UGANE...

Refugee-led Organizations


CECI Uganda, GRTR, Similar Ground, YSAT

Bidibidi Settlement Performance Snapshot

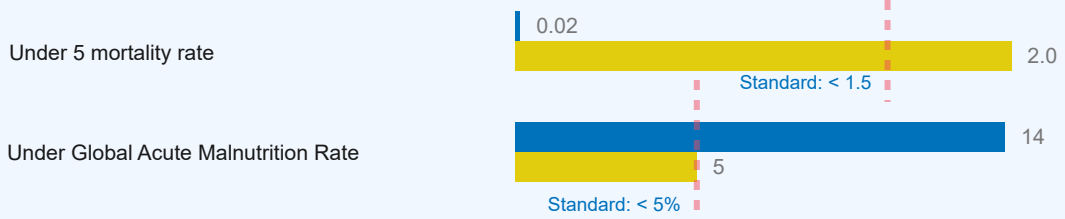
Population Refugees and asylum-seekers  209,785 Refugees and asylum seekers 36,874 Households	38 Partners in Response	 2 RLOs & CBO	 3 Government Partners	 4 UN Agencies
	On average two performance indicators are reflected per sector against the annual 2026 RRP targets		 9 National NGOs	 18 International NGOs

Sector of Intervention	Indicator	Achieved	Target/Standard
------------------------	-----------	----------	-----------------

Education



Health & Nutrition



Water, Sanitation and Hygiene (WASH)



Energy & Environment








Food Security



Livelihoods & Resilience



Bidibidi Settlement Performance Snapshot

Sector of Intervention	Indicator	Achieved	Target/Standard
Child Protection 	# of adolescent girls and boys (12-17) participating in targeted programs that lead to skill development and empowerment	325	
	# of biological/foster parents who participated in positive parenting sessions	1,301	
	# of children of concern between 5-17 years who participate in community-based CP programs	1,096	
Gender Based Violence (GBV) 	# of men and women engaged in GBV prevention and awareness campaigns within their communities.	2,989	
	# of women, men, boys and girls reached with GBV awareness raising and behavior/ attitude change activities	2,989	
	# of persons at risk of GBV and survivors who received multisectoral support	0	
Protection 	# of feedback/complaints received Vs. those responded to within the appropriate timeframe	745	
	# of PoC that are in need of legal assistance and are receiving the same	606	
	# of persons with specific needs provided with support	2,256	
CBI Modality 	Amount of money distributed through CBT (UGX)	1,548,080,720	
	# of households supported with Cash Based Interventions compared to the total # of households	144	
Shelter, Settlements, and NFI (SSNFI) 	# PSN households assisted with construction of semi-permanent shelters	0	
	# of new arrival HH receiving emergency shelter support	33	

Partners

Government Entities

Northern-Umbrella, OPM, Yumbe DLG

UN Agencies

FAO, UNHCR, UNICEF, WFP

International NGOs

ACF, ADRA, AIRD, Alight, BfA, CRS, DRC, GIZ, HEKS/EPER (SCA), HHA, HI, IDI, IRC, MC, MTI, Plan, WHH, WVI






National NGOs

ACORD, AFARD, CEFORD, HADS, Nsamizi, PALM Corps, RICE-WN, TPO, URDMC

Refugee-led Organizations

CECI Uganda, Similar Ground

Lobule Settlement Performance Snapshot

Population Refugees and asylum-seekers  6,510 Refugees and asylum seekers 980 Households	22 Partners in Response	 3 RLOs & CBO	 3 Government Partners	 3 UN Agencies
	On average two performance indicators are reflected per sector against the annual 2026 RRP targets		 7 National NGOs	 8 International NGOs

Sector of Intervention	Indicator	Achieved	Target/Standard
------------------------	-----------	----------	-----------------

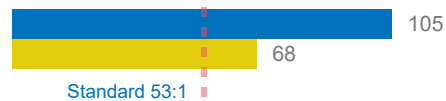
Education



% Children enrolled in Primary



% Teacher Pupil Ratio



Health & Nutrition



Under 5 mortality rate



Under Global Acute Malnutrition Rate



Water, Sanitation and Hygiene (WASH)



of litres per person per day




% household latrine coverage



Energy & Environment



of hectares of woodlots/plantations established



of HH supported with clean and/or energy efficient technologies for cooking



Food Security



of refugees and asylum seekers receiving food assistance disaggregated by modality (Cash)



of refugees and asylum seekers receiving food assistance disaggregated by modality (In-kind)



Quantity of food provided (Metric Tonnes)



Livelihoods & Resilience



of HH with acres of arable land








HH having received emergency livelihood support



of men, women, boys & girls trained on financial literacy



Lobule Settlement Performance Snapshot

Sector of Intervention	Indicator	Achieved	Target/Standard
Child Protection 	# of adolescent girls and boys (12-17) participating in targeted programs that lead to skill development and empowerment	14	
	# of biological/foster parents who participated in positive parenting sessions	115	
	# of children of concern between 5-17 years who participate in community-based CP programs	185	
Gender Based Violence (GBV) 	# of men and women engaged in GBV prevention and awareness campaigns within their communities.	204	
	# of women, men, boys and girls reached with GBV awareness raising and behavior/ attitude change activities	204	
	# of persons at risk of GBV and survivors who received multisectoral support	110	
Protection 	# of feedback/complaints received Vs. those responded to within the appropriate timeframe	19	
	# of PoC that are in need of legal assistance and are receiving the same	57	
	# of persons with specific needs provided with support	2,256	
CBI Modality 	Amount of money distributed through CBT (UGX)	108,500,037	
	# of households supported with Cash Based Interventions compared to the total # of households	28	
Shelter, Settlements, and NFI (SSNFI) 	# PSN households assisted with construction of semi-permanent shelters	0	
	# of new arrival HH receiving emergency shelter support	0	

Partners

Government Entities

Koboko DLG, Northern-Umbrella, OPM

UN Agencies

UNHCR, UNICEF, WFP

International NGOs

ACF, AVSI, DRC, HI, IRC, Malteser, MTI, WVI







National NGOs

CEFORD, HADS, Nsamizi, PALM Corps, RICE-WN, TPO, URDMC

Refugee-led Organization (RLO)

CTEN, I CAN SSD, YEFOSR

Palorinya Settlement Performance Snapshot


Population Refugees and asylum-seekers  144,066 Refugees and asylum seekers 28,874 Households	29 Partners in Response	 1 RLOs & CBO	 2 Government Partners	 4 UN Agencies
	On average two performance indicators are reflected per sector against the annual 2026 RRP targets		 9 National NGOs	 13 International NGOs

Sector of Intervention	Indicator	Achieved	Target/Standard
------------------------	-----------	----------	-----------------

Education



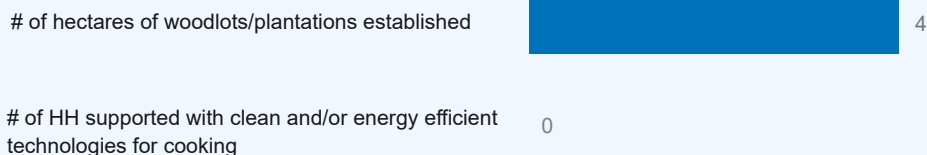
Health & Nutrition



Water, Sanitation and Hygiene (WASH)




Energy & Environment








Food Security



Livelihoods & Resilience



Palorinya Settlement Performance Snapshot

Sector of Intervention	Indicator	Achieved	Target/Standard
Child Protection 	# of adolescent girls and boys (12-17) participating in targeted programs that lead to skill development and empowerment	5	
	# of biological/foster parents who participated in positive parenting sessions	265	
	# of children of concern between 5-17 years who participate in community-based CP programs	0	
Gender Based Violence (GBV) 	# of men and women engaged in GBV prevention and awareness campaigns within their communities.	105	
	# of women, men, boys and girls reached with GBV awareness raising and behavior/ attitude change activities	105	
	# of persons at risk of GBV and survivors who received multisectoral support	0	
Protection 	# of feedback/complaints received Vs. those responded to within the appropriate timeframe	162	
	# of PoC that are in need of legal assistance and are receiving the same	50	
	# of persons with specific needs provided with support	2,256	
CBI Modality 	Amount of money distributed through CBT (UGX)	1,574,512,503	
	# of households supported with Cash Based Interventions compared to the total # of households	101	
Shelter, Settlements, and NFI (SSNFI) 	# PSN households assisted with construction of semi-permanent shelters	0	
	# of new arrival HH receiving emergency shelter support	166	

Partners

Government Entities

Obongi DLG, OPM

UN Agencies

UNFPA, UNHCR, UNICEF, WFP

International NGOs

AIRD, CFI, DRC, HHA, IDI, IRC, IsraAID, LWF, MCCJ, MTI, RtP, SCI, WHH

National NGOs

ACORD, AFOD, CEFORD, HADS, Nsamizi, PALM Corps, TPO, UGANET, URDMC

Refugee-led Organizations

Similar Ground



Imvepi Settlement Performance Snapshot

Population Refugees and asylum-seekers 78,663 Refugees and asylum seekers 18,419 Households	35 Partners in Response	2 RLOs & CBO	2 Government Partners	4 UN Agencies
	On average two performance indicators are reflected per sector against the annual 2026 RRP targets		8 National NGOs	17 International NGOs

Sector of Intervention	Indicator	Achieved	Target
------------------------	-----------	----------	--------

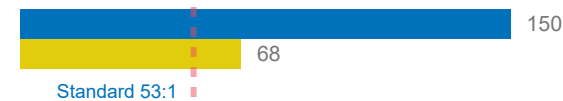
Education



% Children enrolled in Primary



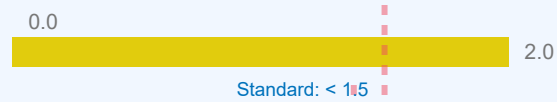
% Teacher Pupil Ratio



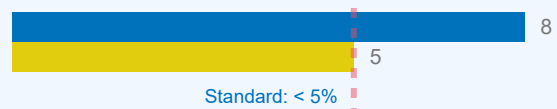
Health & Nutrition



Under 5 mortality rate



Under Global Acute Malnutrition Rate



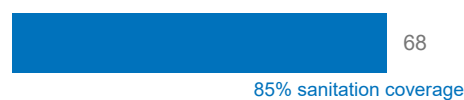
Water, Sanitation and Hygiene (WASH)



of litres per person per day



% household latrine coverage



Energy & Environment



of hectares of woodlots/plantations established

0

of HH supported with clean and/or energy efficient technologies for cooking

0

Food Security



of refugees and asylum seekers receiving food assistance disaggregated by modality (Cash)



of refugees and asylum seekers receiving food assistance disaggregated by modality (In-kind)



Quantity of food provided (Metric Tonnes)



Livelihoods & Resilience



of HH with acres of arable land








HH having received emergency livelihood support

0

of men, women, boys & girls trained on financial literacy

0

Imvepi Settlement Performance Snapshot

Sector of Intervention	Indicator	Achieved	Target/Standard
Child Protection 	# of adolescent girls and boys (12-17) participating in targeted programs that lead to skill development and empowerment	10	
	# of biological/foster parents who participated in positive parenting sessions	982	
	# of children of concern between 5-17 years who participate in community-based CP programs	392	
Gender Based Violence (GBV) 	# of men and women engaged in GBV prevention and awareness campaigns within their communities.	491	
	# of women, men, boys and girls reached with GBV awareness raising and behavior/ attitude change activities	491	
	# of persons at risk of GBV and survivors who received multisectoral support	0	
Protection 	# of feedback/complaints received Vs. those responded to within the appropriate timeframe	528	
	# of PoC that are in need of legal assistance and are receiving the same	105	
	# of persons with specific needs provided with support	2,256	
CBI Modality 	Amount of money distributed through CBT (UGX)	1,511,113,390	
	# of households supported with Cash Based Interventions compared to the total # of households	482	
Shelter, Settlements, and NFI (SSNFI) 	# PSN households assisted with construction of semi-permanent shelters	0	
	# of new arrival HH receiving emergency shelter support	747	

Partners

Government Entities

OPM, Terego DLG

UN Agencies

UNFPA, UNHCR, UNICEF, WFP

International NGOs

CARE, ChildVoice, DRC, ForAfrika, HI, HIM-Uganda, IDI, IRC, MSF, MTI, SCI, SeedEffect, URCS, WHH, WHO, WVI, ZOA






National NGOs

ACORD, AFI, CEFORD, Nsamizi, PALM Corps, RICE-WN, TPO, URDMC

Refugee-led Organizations

GRTR, YSAT

Rhino Camp Settlement Performance Snapshot

Population Refugees and asylum-seekers  203,423 Refugees and asylum seekers 40,976 Households	43 Partners in Response	 2 RLOs & CBO	 6 Government Partners	 4 UN Agencies
	On average two performance indicators are reflected per sector against the annual 2026 RRP targets		 9 National NGOs	 21 International NGOs

Sector of Intervention	Indicator	Achieved	Target
------------------------	-----------	----------	--------

Education



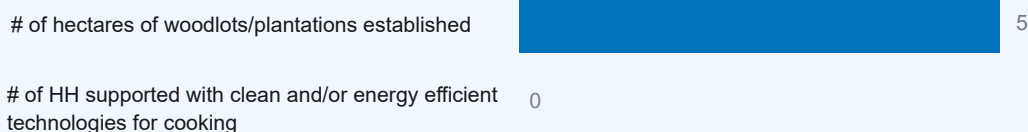
Health & Nutrition



Water, Sanitation and Hygiene (WASH)




Energy & Environment








Food Security



Livelihoods & Resilience



Rhino Camp Settlement Performance Snapshot

Sector of Intervention	Indicator	Achieved	Target/Standard
Child Protection 	# of adolescent girls and boys (12-17) participating in targeted programs that lead to skill development and empowerment	137	
	# of biological/foster parents who participated in positive parenting sessions	411	
	# of children of concern between 5-17 years who participate in community-based CP programs	22,782	
Gender Based Violence (GBV) 	# of men and women engaged in GBV prevention and awareness campaigns within their communities.	727	
	# of women, men, boys and girls reached with GBV awareness raising and behavior/ attitude change activities	727	
	# of persons at risk of GBV and survivors who received multisectoral support	0	
Protection 	# of feedback/complaints received Vs. those responded to within the appropriate timeframe	1,102	
	# of PoC that are in need of legal assistance and are receiving the same	227	
	# of persons with specific needs provided with support	2,256	
CBI Modality 	Amount of money distributed through CBT (UGX)	6,769,418,790	
	# of households supported with Cash Based Interventions compared to the total # of households	1,768	
Shelter, Settlements, and NFI (SSNFI) 	# PSN households assisted with construction of semi-permanent shelters	0	
	# of new arrival HH receiving emergency shelter support	436	

Partners

Government Entities

Koboko DLG, Madi Okollo DLG, Northern-Umbrella, OPM, Terego DLG, Yumbe DLG

UN Agencies

UNFPA, UNHCR, UNICEF, WFP

International NGOs

AIRD, Alight, Amref, AVSI, CARE, DRC, HI, HIM-Uganda, IDI, IRC, LMI, Malteser, MSF, MTI, SCI, URCS, WHH, WHO, WMU, WVI, ZOA

National NGOs

ACORD, AFI, CEFORD, KRC, Nsamizi, PALM Corps, RICE-WN, TPO, URDMC

Refugee-led Organizations

GRTR, YSAT